RADIO AND TELEVISION AUDIENCES
MALTA
JANUARY – MARCH 2013

PART TWO – RADIO
TABLES AND FIGURES

MARIO AXIAK B.A. (HONS.), M.B.A. (MAASTRICHT), M.I.M
HEAD RESEARCH & COMMUNICATIONS
BROADCASTING AUTHORITY
7 MILE END ROAD
HAMRUN HMR 1719

MAY 2013

LIST OF TABLES

		Page
1.	**Sample Profile**	**1**
1.1.a	Sample Profile by Gender:By Age Group [Jan-Mar 2013]	1
1.1.b	Weighted Sample Profile by Gender: By Age Group [Jan-Mar 2013]	1
1.1.c	Population Profile by Gender: By Age Group [Jan-Mar 2013]	1
1.2.a	Sample Profile by Age Group: By Gender and by District [Jan-Mar 2013]	2
1.2.b	Weighted Sample Profile by Age Group: By Gender and by District [Jan-Mar 2013]	2
1.2.c	Population Profile by Age Group: By Gender and by District [Jan-Mar 2013]	3
2.	**Radio Channel Reach**	**4**
2.1.b	Weighted Radio Channel Reach: By Gender, by Age Group and by District [Jan-Mar 2013]	4
2.1.b1	Weighted Radio Channel Reach: By Gender, by Age Group and by District [Jan-Mar 2013] – Foreign/Other Station	6
2.1.b2	Weighted Radio Channel Reach: By Gender, by Age Group and by District [Jan-Mar 2013] – Community Stations	7
2.1.b3	Weighted Radio Channel Reach: By Broadcasting Station by Quarter and by Ranking [Oct/Dec 2007 – Jan/Mar 2013]	11
2.1.c	Popultion Radio Channel Reach: By Gender and by Age Group [Jan-Mar 2013]	14
2.1.c1	Population Radio Channel Reach: By Gender, by Age Group and by District [Jan-Mar 2013] – Foreign/Other Station	16
2.1.c2	Population Radio Channel Reach: By Gender, by Age, Group and by District [Jan-Mar 2013] – Community Stations	17
2.2.b	Weighted Radio Station Reach: By Weekday and by Month [Jan-Mar 2013]	21
2.2c	Population Radio Station Reach: By Weekday and by Month [Jan-Mar 2013]	23
3	**Radio Audiences**	**25**
3.1.b	Weighted Radio Weekday-average Audience Share [Jan-Mar 2013]	25
3.1.c	Population Radio Weekday-average Audience Share [Jan-Mar 2013]	25
3.2.b	Weighted Radio Weekday Peak Audiences [Jan-Mar 2013]	27
3.2.c	Population Radio Weekday Peak Audiences [Jan-Mar 2013]	27
3.3.b1-b7	Radio Daily Audiences by Weekday	29-35
	3.3.b1 Radio Audiences – Mondays	29
	3.3.b2 Radio Audiences – Tuesdays	30
	3.3.b3 Radio Audiences – Wednesdays	31
	3.3.b4 Radio Audiences – Thursdays	32
	3.3.b5 Radio Audiences – Fridays	33
	3.3.b6 Radio Audiences – Saturdays	34
	3.3.b7 Radio Audiences – Sundays	35
3.4.b8	Radio Audiences – Monday to Sunday	36
3.5.c1-c7	Radio Daily Audiences by Weekday	37-43
	3.5.c1 Radio Audiences – Mondays	37
	3.5.c2 Radio Audiences – Tuesdays	38
	3.5.c3 Radio Audiences – Wednesdays	39
	3.5.c4 Radio Audiences – Thursdays	40
	3.5.c5 Radio Audiences – Fridays	41
	3.5.c6 Radio Audiences – Saturdays	42
	3.5.c7 Radio Audiences – Sundays	43
3.6.c8	Radio Audiences – Monday to Sunday	44
3.7	Radio Total Daily Average Audience [Jan-Mar 2013]	47
4	**Radio Station Consumption**	**48**
4.1	Population Radio consumption by Time Brackets – By Gender, By Age Groups, By Districts, by Weekday, and by Month: All Radio Broadcasting Stations [Jan-Mar 2013]	48

		Page
4.2.a	Population Radio Consumption by Station – By Gender, By Age Groups, By Districts, By Weekday, and By Month [Jan-Mar 2013]	51
4.2.b	Percentage Population Radio Consumption by Station – By Gender, By Age Groups, By Districts, By Weekday, and By Month [Jan-Mar 2013]	52
4.3R	Consumption by Broadcasting Station – By Gender, By Age Groups, By Districts, By Weekday, and By Month [Jan-Mar 2013] [Station counts, Station Percentage, and Population Percentage]	55-74
	4.3R1 Radju Malta	55
	4.3R2 Radju Parlament 106.6	56
	4.3R3 Magic Radio	57
	4.3R4 ONE Radio	58
	4.3R5 Radio 101	59
	4.3R6 Bay Radio	60
	4.3R7 Calypso Radio	61
	4.3R8 RTK	62
	4.3R9 Smash Radio	63
	4.3R10 Radju Marija	64
	4.3R11 Campus FM	65
	4.3R12 Vibe FM	66
	4.3R13 XFM	67
	4.3R14 Bay Easy (DAB)	68
	4.3R15 Bay Retro (DAB)	69
	4.3R16 All Rock (DAB)	70
	4.3R17 All R&B (DAB)	71
	4.3R18 Kiss (DAB)	72
	4.3R19 Community Radio Stations	73
	4.3R20 Foreign/Other Radio Stations	74
5.	**Radio Reception Platforms**	**75**
5.1.a	Sample Radio Reception Systems by Gender, by Age Groups and by Districts [Jan-Mar 2013]	76
5.1.b	Weighted Sample Radio reception System by Gender, by Age Groups and by Districts [Jan-Mar 2013]	76
5.1.c	Population Radio Reception Systems by Gender, by Age Groups and by Districts [Jan-Mar 2013]	77
5.2	Radio Reception Systems by Platform [Jan-Mar 2013	77
5.3.a	Sample Radio Systems installed at Home: By Gender, by Age Groups and by Districts [Jan-Mar 2013]	78
5.3.b	Weighted Sample Radio Systems installed at Home: By Gender, by Age Groups and by districts [Jan-Mar 2013]	80
5.3.c	Population Radio Systems installed at Home: By Gender, by Age Groups and by Districts [Jan-Mar 2013]	82
5.4	Radio Reception Systems by Quarter [Oct-Dec 2012; Jan-Mar 2013]	85-88
	[A1] FM Radio System at Home By Quarter [Population, Actual Counts, & Weighted Counts]	85
	[B1] DAB+ Radio System at Home By Quarter [Population, Actual Counts, & Weighted Counts]	86
	[C1] Other Radio System/s at Home By Quarter [Population, Actual Counts, & Weighted Counts]	87
	[D1] No Radio System at Home By Quarter [Population, Actual Counts, & Weighted Counts]	88
6.	**Demographic Locations**	**88**
7.	**Community Radio Station Licensed - 2012**	**90**
8.	**Nationwide Broadcasting Stations**	**91**

LIST OF FIGURES

		Page
1.2.c	Population Profile by Age Group: By Gender and by District [Jan-Mar 2013]	3
2.1.b[a]	Weighted Radio Channel Reach: By Gender [Jan-Mar 2013]	8
2.1.b[b]	Radio Channel Reach: By Age Groups [Jan-Mar 2013]	9
2.1.b[c]	Radio Channel Reach: By District [Jan-Mar 2013]	10
2.1.b3	Radio Reach by Broadcasting Station by Quarter [Oct/Dec 2007 – Jan/Mar 2013]	12
2.1.b3	Radio Reach by Broadcasting Station by Ranking [Oct/Dec 2007 – Jan/Mar 2013]	13
2.1.c[a]	Radio Channel Reach: By Gender [Jan-Mar 2013]	18
2.1.c[b]	Radio Channel Reach: By Age Group [Jan-Mar 2013]	19
2.1.c[c]	Radio Channel Reach: By District [Jan-Mar 2013]	20
3.1.c	Population Radio Weekday-average Audience Share [Jan-Mar 2013]	26
3.2.c	Population Radio Weekday Peak Audiences [Jan-Mar 2013]	28
3.6.c1-7	Radio Daily Audiences By Weekday and by Stations [Jan-Mar 2013]	45-47
	3.6.c1 Mondays	45
	3.6.c2 Tuesdays	45
	3.6.c3 Wednesdays	45
	3.6.c4 Thursdays	46
	3.6.c5 Fridays	46
	3.6.c6 Saturdays	46
	3.6.c7 Sundays	47
3.7	Radio Total Daily Average Audience [Jan-Mar 2013]	47
4.1.a	Population Radio Consumption by Time Brackets – By Gender, By Age Groups, By Districts, By Weekday, and By Month: All radio Broadcasting Stations [Jan-Mar 2013]	49
4.1.b	Percentage Population Radio Consumption by Time Brackets – By Gender, By Age Groups, By Districts, By Weekday, and By Month: All Radio Broadcasting Stations [Jan-Mar 2013	50
4.2.a	Population Radio Consuption by Station – By Gender, by Age Groups, by Districts, By Weekday, and By Month [Jan-Mar 2013]	53
4.2.b	Percentage Population Radio Consumption by Station – By Gender, By Age Groups, By Districts, By Weekday, and By Month [Jan-Mar 2013]	54
5.3.b-c	Weighted & Population Radio Reception Platform: By Gender, by Age Groups and by Districts [Jan-Mar 2013]	83-84

RADIO AUDIENCE ASSESSMENT

JANUARY – MARCH 2013

1. SAMPLE PROFILE

1.1.A: SAMPLE PROFILE BY GENDER: BY AGE GROUP [JAN-MAR 2013]

		AGE GROUPS							DISTRICTS					
	TOTAL	12-14	15-24	25-29	30-49	50-64	65-79	80+	SOUTHERN HARBOUR	NORTHERN HARBOUR	SOUTH EASTERN	WESTERN	NORTHERN	GOZO AND COMINO
Males	839	47	119	38	231	235	134	35	157	230	130	121	130	71
	46.6%	63.5%	49.6%	50.7%	47.4%	44.7%	42.1%	43.2%	46.9%	48.3%	44.5%	46.4%	46.1%	45.8%
	100.0%	5.6%	14.2%	4.5%	27.5%	28.0%	16.0%	4.2%	18.7%	27.4%	15.5%	14.4%	15.5%	8.5%
Females	962	27	121	37	256	291	184	46	178	246	162	140	152	84
	53.4%	36.5%	50.4%	49.3%	52.6%	55.3%	57.9%	56.8%	53.1%	51.7%	55.5%	53.6%	53.9%	54.2%
	100.0%	2.8%	12.6%	3.8%	26.6%	30.2%	19.1%	4.8%	18.5%	25.6%	16.8%	14.6%	15.8%	8.7%
Total	1,801	74	240	75	487	526	318	81	335	476	292	261	282	155
	100.0%	100.0%	100.0%	100.0%	100.0%	100.0%	100.0%	100.0%	100.0%	100.0%	100.0%	100.0%	100.0%	100.0%
	100.0%	4.1%	13.3%	4.2%	27.0%	29.2%	17.7%	4.5%	18.6%	26.4%	16.2%	14.5%	15.7%	8.6%

1.1.B: WEIGHTED SAMPLE PROFILE BY GENDER: BY AGE GROUP [JAN-MAR 2013]

		AGE GROUP												
	TOTAL	12-14	15-24	25-29	30-49	50-64	65-79	80+	SOUTHERN HARBOUR	NORTHERN HARBOUR	SOUTH EASTERN	WESTERN	NORTHERN	GOZO AND COMINO
Males	912	60	150	49	280	217	124	33	181	267	136	127	132	69
	49.5%	63.8%	49.0%	50.5%	50.7%	48.1%	45.3%	46.7%	49.6%	49.2%	49.8%	49.2%	49.7%	49.4%
	100.0%	6.6%	16.5%	5.4%	30.7%	23.7%	13.6%	3.6%	19.9%	29.3%	14.9%	13.9%	14.4%	7.6%
Females	932	34	157	48	272	234	150	37	184	276	137	131	133	71
	50.5%	36.2%	51.0%	49.5%	49.3%	51.9%	54.7%	53.3%	50.4%	50.8%	50.2%	50.8%	50.3%	50.6%
	100.0%	3.7%	16.8%	5.2%	29.2%	25.1%	16.1%	4.0%	19.7%	29.6%	14.7%	14.1%	14.3%	7.6%
Total	1,844	94	307	97	552	450	274	70	365	543	274	258	265	140
	100.0%	100.0%	100.0%	100.0%	100.0%	100.0%	100.0%	100.0%	100.0%	100.0%	100.0%	100.0%	100.0%	100.0%
	100.0%	5.1%	16.6%	5.3%	29.9%	24.4%	14.9%	3.8%	19.8%	29.4%	14.8%	14.0%	14.4%	7.6%

1.1.C: POPULATION PROFILE BY GENDER: BY AGE GROUP [JAN-MAR 2013]

		AGE GROUP												
	TOTAL	12-14	15-24	25-29	30-49	50-64	65-79	80+	SOUTHERN HARBOUR	NORTHERN HARBOUR	SOUTH EASTERN	WESTERN	NORTHERN	GOZO AND COMINO
Males	184,648	12,174	30,397	9,946	56,638	43,821	25,091	6,581	36,669	54,045	27,584	25,696	26,667	13,987
	49.5%	63.8%	49.0%	50.5%	50.7%	48.1%	45.3%	46.7%	49.6%	49.2%	49.8%	49.2%	49.7%	49.4%
	100.0%	6.6%	16.5%	5.4%	30.7%	23.7%	13.6%	3.6%	19.9%	29.3%	14.9%	13.9%	14.4%	7.6%
Females	188,625	6,902	31,699	9,761	55,105	47,290	30,344	7,524	37,204	55,798	27,775	26,536	26,980	14,332
	50.5%	36.2%	51.0%	49.5%	49.3%	51.9%	54.7%	53.3%	50.4%	50.8%	50.2%	50.8%	50.3%	50.6%
	100.0%	3.7%	16.8%	5.2%	29.2%	25.1%	16.1%	4.0%	19.7%	29.6%	14.7%	14.1%	14.3%	7.6%
Total	373,273	19,076	62,096	19,707	111,743	91,111	55,435	14,105	73,873	109,843	55,359	52,232	53,647	28,319
	100.0%	100.0%	100.0%	100.0%	100.0%	100.0%	100.0%	100.0%	100.0%	100.0%	100.0%	100.0%	100.0%	100.0%
	100.0%	5.1%	16.6%	5.3%	29.9%	24.4%	14.9%	3.8%	19.8%	29.4%	14.8%	14.0%	14.4%	7.6%

[Count / Column % / Row %]
Totals may not tally due to weighting and rounding off

1.2.A: SAMPLE PROFILE BY AGE GROUP: BY GENDER AND BY DISTRICT [JAN-MAR 2013]

				DISTRICT					
	TOTAL	MALE	FEMALE	SOUTHERN HARBOUR	NORTHERN HARBOUR	SOUTH EASTERN	WESTERN	NORTHERN	GOZO AND COMINO
12-14	74	47	27	16	17	15	8	14	4
	4.1%	5.6%	2.8%	4.8%	3.6%	5.1%	3.1%	5.0%	2.6%
	100.0%	63.5%	36.5%	21.6%	23.0%	20.3%	10.8%	18.9%	5.4%
15-24	240	119	121	44	58	40	36	38	24
	13.3%	14.2%	12.6%	13.1%	12.2%	13.7%	13.8%	13.5%	15.5%
	100.0%	49.6%	50.4%	18.3%	24.2%	16.7%	15.0%	15.8%	10.0%
25-29	75	38	37	12	20	8	13	15	7
	4.2%	4.5%	3.8%	3.6%	4.2%	2.7%	5.0%	5.3%	4.5%
	100.0%	50.7%	49.3%	16.0%	26.7%	10.7%	17.3%	20.0%	9.3%
30-49	487	231	256	87	118	84	72	80	46
	27.0%	27.5%	26.6%	26.0%	24.8%	28.8%	27.6%	28.4%	29.7%
	100.0%	47.4%	52.6%	17.9%	24.2%	17.2%	14.8%	16.4%	9.4%
50-64	526	235	291	99	130	89	79	82	47
	29.2%	28.0%	30.2%	29.6%	27.3%	30.5%	30.3%	29.1%	30.3%
	100.0%	44.7%	55.3%	18.8%	24.7%	16.9%	15.0%	15.6%	8.9%
65-79	318	134	184	62	108	42	42	43	21
	17.7%	16.0%	19.1%	18.5%	22.7%	14.4%	16.1%	15.2%	13.5%
	100.0%	42.1%	57.9%	19.5%	34.0%	13.2%	13.2%	13.5%	6.6%
80+	81	35	46	15	25	14	11	10	6
	4.5%	4.2%	4.8%	4.5%	5.3%	4.8%	4.2%	3.5%	3.9%
	100.0%	43.2%	56.8%	18.5%	30.9%	17.3%	13.6%	12.3%	7.4%
Total	1,801	839	962	335	476	292	261	282	155
	100.0%	100.0%	100.0%	100.0%	100.0%	100.0%	100.0%	100.0%	100.0%
	100.0%	46.6%	53.4%	18.6%	26.4%	16.2%	14.5%	15.7%	8.6%

[Count / Column % / Row %]

1.2.B: WEIGHTED SAMPLE PROFILE BY AGE GROUP: BY GENDER AND BY DISTRICT [JAN-MAR 2013]

				DISTRICT					
	TOTAL	MALE	FEMALE	SOUTHERN HARBOUR	NORTHERN HARBOUR	SOUTH EASTERN	WESTERN	NORTHERN	GOZO AND COMINO
12-14	94	60	34	22	26	18	9	15	4
	5.1%	6.6%	3.7%	5.9%	4.8%	6.5%	3.6%	5.8%	3.1%
	100.0%	63.8%	36.2%	22.9%	27.6%	18.8%	9.9%	16.3%	4.6%
15-24	307	150	157	61	90	47	44	40	26
	16.6%	16.5%	16.8%	16.6%	16.5%	17.1%	17.0%	15.0%	18.5%
	100.0%	49.0%	51.0%	19.8%	29.2%	15.3%	14.3%	12.9%	8.5%
25-29	97	49	48	16	31	9	17	17	8
	5.3%	5.4%	5.2%	4.5%	5.7%	3.4%	6.4%	6.3%	5.4%
	100.0%	50.5%	49.5%	16.8%	31.6%	9.6%	17.1%	17.1%	7.7%
30-49	552	280	272	109	162	82	77	79	42
	29.9%	30.7%	29.2%	30.0%	29.9%	29.9%	29.9%	29.9%	29.9%
	100.0%	50.7%	49.3%	19.8%	29.4%	14.8%	14.0%	14.4%	7.6%
50-64	450	217	234	88	116	72	67	69	38
	24.4%	23.7%	25.1%	24.2%	21.3%	26.3%	25.8%	26.1%	27.3%
	100.0%	48.1%	51.9%	19.6%	25.7%	16.0%	14.8%	15.4%	8.5%
65-79	274	124	150	55	96	34	35	36	17
	14.9%	13.6%	16.1%	15.2%	17.7%	12.6%	13.7%	13.7%	12.0%
	100.0%	45.3%	54.7%	20.2%	35.0%	12.6%	12.9%	13.2%	6.1%
80+	70	33	37	13	22	11	9	8	5
	3.8%	3.6%	4.0%	3.7%	4.1%	4.1%	3.5%	3.2%	3.8%
	100.0%	46.7%	53.3%	19.1%	32.0%	16.1%	13.0%	12.1%	7.6%
Total	1,844	912	932	365	543	274	258	265	140
	100.0%	100.0%	100.0%	100.0%	100.0%	100.0%	100.0%	100.0%	100.0%
	100.0%	49.5%	50.5%	19.8%	29.4%	14.8%	14.0%	14.4%	7.6%

[Count / Column % / Row %]
Weighted Table Totals may not tally due to weighting and rounding off

1.2.c: Population Profile by Age Group: By Gender and by District [Jan-Mar 2013]

	Total	Male	Female	District					
				Southern Harbour	Northern Harbour	South Eastern	Western	Northern	Gozo and Comino
12-14	19,076	12,174	6,902	4,361	5,261	3,585	1,882	3,108	879
	5.1%	6.6%	3.7%	5.9%	4.8%	6.5%	3.6%	5.8%	3.1%
	100.0%	63.8%	36.2%	22.9%	27.6%	18.8%	9.9%	16.3%	4.6%
15-24	62,096	30,397	31,699	12,298	18,154	9,485	8,874	8,036	5,249
	16.6%	16.5%	16.8%	16.6%	16.5%	17.1%	17.0%	15.0%	18.5%
	100.0%	49.0%	51.0%	19.8%	29.2%	15.3%	14.3%	12.9%	8.5%
25-29	19,707	9,946	9,761	3,317	6,236	1,900	3,362	3,370	1,522
	5.3%	5.4%	5.2%	4.5%	5.7%	3.4%	6.4%	6.3%	5.4%
	100.0%	50.5%	49.5%	16.8%	31.6%	9.6%	17.1%	17.1%	7.7%
30-49	111,743	56,638	55,105	22,143	32,858	16,572	15,628	16,066	8,476
	29.9%	30.7%	29.2%	30.0%	29.9%	29.9%	29.9%	29.9%	29.9%
	100.0%	50.7%	49.3%	19.8%	29.4%	14.8%	14.0%	14.4%	7.6%
50-64	91,111	43,821	47,290	17,859	23,421	14,586	13,501	14,022	7,722
	24.4%	23.7%	25.1%	24.2%	21.3%	26.3%	25.8%	26.1%	27.3%
	100.0%	48.1%	51.9%	19.6%	25.7%	16.0%	14.8%	15.4%	8.5%
65-79	55,435	25,091	30,344	11,198	19,395	6,962	7,146	7,339	3,395
	14.9%	13.6%	16.1%	15.2%	17.7%	12.6%	13.7%	13.7%	12.0%
	100.0%	45.3%	54.7%	20.2%	35.0%	12.6%	12.9%	13.2%	6.1%
80+	14,105	6,581	7,524	2,697	4,518	2,269	1,839	1,706	1,076
	3.8%	3.6%	4.0%	3.7%	4.1%	4.1%	3.5%	3.2%	3.8%
	100.0%	46.7%	53.3%	19.1%	32.0%	16.1%	13.0%	12.1%	7.6%
Total	373,273	184,648	188,625	73,873	109,843	55,359	52,232	53,647	28,319
	100.0%	100.0%	100.0%	100.0%	100.0%	100.0%	100.0%	100.0%	100.0%
	100.0%	49.5%	50.5%	19.8%	29.4%	14.8%	14.0%	14.4%	7.6%

[Count / Column % / Row %]
Totals may not tally due to weighting and rounding off

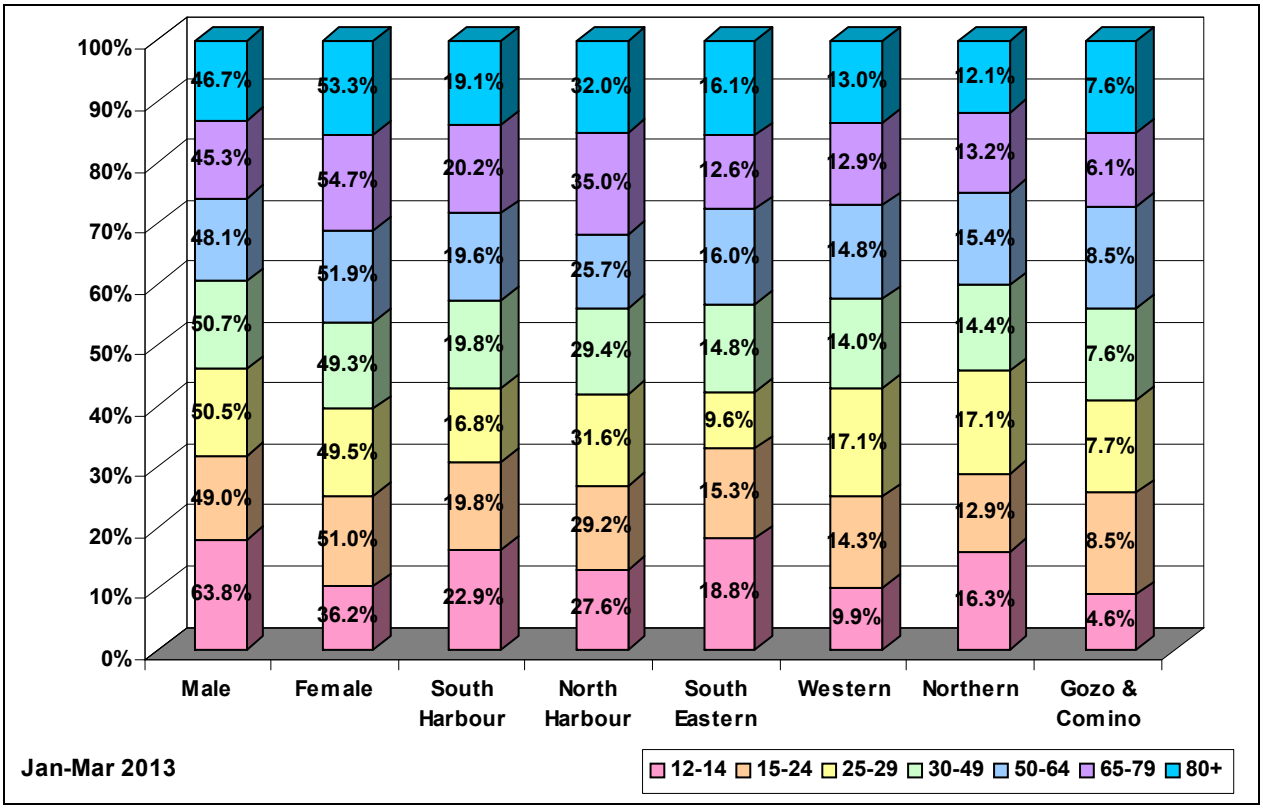

Figure 1.2.c: Population Profile by Age Group: By Gender and by Distgrict [Jan-Mar2013]

2. Radio Channel Reach

2.1.b: Weighted Radio Channel Reach: By Gender, by Age group, and by District [Jan-Mar 2013]

		Gender		Age group							Districts					
	Total	Male	Female	12-14	15-24	25-29	30-49	50-64	65-79	80+	Southern Harbour	Northern Harbour	South Eastern	Western	Northern	Gozo & Comino
Radju Malta	95	49	46	1	3	1	19	35	26	10	18	25	14	18	11	8
	4.9%	5.1%	4.7%	1.2%	.9%	1.4%	3.3%	7.5%	8.9%	13.3%	4.7%	4.4%	5.0%	6.6%	3.9%	5.9%
	100.0%	51.8%	48.2%	1.3%	3.1%	1.6%	20.2%	36.5%	27.2%	10.1%	19.3%	26.6%	14.9%	19.3%	11.1%	8.8%
Radju Parlament 106.6	5	3	2	0	1	1	3	0	0	0	0	1	0	1	2	1
	.3%	.3%	.2%	0.0%	.3%	.9%	.5%	0.0%	0.0%	0.0%	0.0%	.2%	0.0%	.4%	.7%	.7%
	100.0%	63.4%	36.6%	0.0%	21.1%	17.9%	61.0%	0.0%	0.0%	0.0%	0.0%	21.1%	0.0%	21.1%	39.0%	18.7%
Magic Radio	71	31	40	2	18	7	34	9	0	1	11	22	10	12	14	2
	3.7%	3.3%	4.1%	1.8%	5.5%	6.6%	5.8%	2.0%	0.0%	1.3%	2.8%	3.9%	3.6%	4.3%	5.1%	1.4%
	100.0%	44.0%	56.0%	2.5%	25.3%	9.7%	48.0%	13.2%	0.0%	1.3%	15.3%	31.5%	14.3%	16.7%	19.5%	2.8%
ONE Radio	157	87	69	3	4	1	37	68	39	5	36	34	30	17	28	11
	8.1%	9.1%	7.1%	2.7%	1.2%	1.2%	6.3%	14.6%	13.3%	7.4%	9.4%	5.8%	10.6%	6.3%	10.3%	7.8%
	100.0%	55.8%	44.2%	1.7%	2.4%	.8%	23.7%	43.4%	24.6%	3.4%	23.3%	21.5%	19.0%	11.2%	18.0%	7.1%
Radio 101	43	23	19	0	3	0	9	21	9	1	8	15	3	7	5	3
	2.2%	2.4%	2.0%	0.0%	.8%	0.0%	1.5%	4.6%	3.0%	1.2%	2.2%	2.6%	1.2%	2.6%	2.0%	2.0%
	100.0%	54.5%	45.5%	0.0%	6.0%	0.0%	21.0%	50.3%	20.7%	2.0%	19.7%	36.1%	8.0%	16.8%	12.9%	6.7%
Bay Radio	195	105	90	16	90	19	59	11	0	0	35	62	22	33	33	9
	10.1%	10.9%	9.2%	16.2%	27.5%	18.4%	10.0%	2.4%	0.0%	0.0%	9.0%	10.7%	8.0%	12.0%	12.1%	6.5%
	100.0%	53.8%	46.2%	8.1%	46.0%	10.0%	30.1%	5.8%	0.0%	0.0%	17.9%	31.8%	11.5%	17.2%	16.9%	4.7%
Calypso Radio	68	30	38	1	5	0	25	27	8	1	10	19	14	13	10	2
	3.5%	3.1%	3.9%	1.2%	1.6%	0.0%	4.3%	5.9%	2.7%	1.3%	2.6%	3.3%	5.0%	4.7%	3.6%	1.3%
	100.0%	43.8%	56.2%	1.8%	7.9%	0.0%	37.2%	40.3%	11.5%	1.4%	14.8%	28.0%	20.8%	19.2%	14.4%	2.8%
RTK	68	29	39	0	3	0	13	22	24	6	14	16	7	11	12	7
	3.5%	3.0%	4.0%	0.0%	1.0%	0.0%	2.2%	4.7%	8.3%	8.4%	3.7%	2.8%	2.6%	3.8%	4.5%	5.1%
	100.0%	42.3%	57.7%	0.0%	4.8%	0.0%	19.2%	32.1%	35.1%	8.9%	21.2%	24.2%	10.5%	15.5%	17.8%	10.7%
Smash Radio	29	13	15	2	1	3	16	4	2	0	8	7	3	3	2	5
	1.5%	1.4%	1.6%	2.2%	.3%	2.8%	2.7%	.8%	.9%	0.0%	2.0%	1.3%	1.1%	1.0%	.7%	3.7%
	100.0%	47.0%	53.0%	7.7%	4.0%	10.3%	55.9%	13.3%	8.8%	0.0%	27.6%	26.0%	11.0%	9.8%	6.9%	18.7%
Radju Marija	42	11	32	1	0	0	7	15	13	6	10	13	3	8	3	5
	2.2%	1.1%	3.2%	1.5%	0.0%	0.0%	1.2%	3.2%	4.4%	8.1%	2.5%	2.3%	1.1%	2.8%	1.2%	3.7%
	100.0%	25.1%	74.9%	3.5%	0.0%	0.0%	16.9%	35.2%	30.4%	13.9%	23.0%	30.9%	7.3%	18.5%	7.9%	12.3%
Campus FM	9	9	1	0	1	0	3	4	1	1	2	6	1	0	0	0
	.5%	.9%	.1%	0.0%	.4%	0.0%	.4%	.8%	.4%	1.3%	.6%	1.0%	.4%	0.0%	0.0%	0.0%
	100.0%	90.8%	9.2%	0.0%	12.9%	0.0%	28.0%	38.6%	10.8%	9.8%	24.3%	62.9%	12.9%	0.0%	0.0%	0.0%
Vibe FM	42	27	15	1	18	7	14	2	0	0	14	11	5	8	3	0
	2.1%	2.7%	1.5%	1.1%	5.5%	6.5%	2.4%	.4%	0.0%	0.0%	3.7%	1.9%	1.6%	2.9%	1.2%	0.0%
	100.0%	63.7%	36.3%	2.6%	43.0%	16.5%	33.6%	4.4%	0.0%	0.0%	34.6%	27.0%	11.0%	19.4%	7.9%	0.0%
XFM	38	23	15	1	9	7	19	2	0	0	4	15	3	6	7	4
	2.0%	2.4%	1.5%	1.1%	2.9%	7.1%	3.2%	.4%	0.0%	0.0%	1.0%	2.6%	1.1%	2.1%	2.4%	2.9%
	100.0%	61.3%	38.7%	2.8%	24.6%	19.6%	48.7%	4.4%	0.0%	0.0%	9.9%	39.0%	8.2%	15.0%	17.1%	10.9%
Bay Easy	1	1	0	0	0	0	0	0	1	0	0	0	0	0	0	1
	.1%	.1%	0.0%	0.0%	0.0%	0.0%	0.0%	0.0%	.3%	0.0%	0.0%	0.0%	0.0%	0.0%	0.0%	.7%
	100.0%	100.0%	0.0%	0.0%	0.0%	0.0%	0.0%	0.0%	100.0%	0.0%	0.0%	0.0%	0.0%	0.0%	0.0%	100.0%

2.1.B: CONT/…

		GENDER		AGE GROUP							DISTRICTS					
	TOTAL	MALE	FEMALE	12-14	15-24	25-29	30-49	50-64	65-79	80+	SOUTHERN HARBOUR	NORTHERN HARBOUR	SOUTH EASTERN	WESTERN	NORTHERN	GOZO & COMINO
Bay Retro	0	0	0	0	0	0	0	0	0	0	0	0	0	0	0	0
	0.0%	0.0%	0.0%	0.0%	0.0%	0.0%	0.0%	0.0%	0.0%	0.0%	0.0%	0.0%	0.0%	0.0%	0.0%	0.0%
	0.0%	0.0%	0.0%	0.0%	0.0%	0.0%	0.0%	0.0%	0.0%	0.0%	0.0%	0.0%	0.0%	0.0%	0.0%	0.0%
All Rock	1	1	0	0	1	0	0	0	0	0	1	0	0	0	0	0
	.1%	.1%	0.0%	0.0%	.4%	0.0%	0.0%	0.0%	0.0%	0.0%	.3%	0.0%	0.0%	0.0%	0.0%	0.0%
	100.0%	100.0%	0.0%	0.0%	100.0%	0.0%	0.0%	0.0%	0.0%	0.0%	100.0%	0.0%	0.0%	0.0%	0.0%	0.0%
All R & B	0	0	0	0	0	0	0	0	0	0	0	0	0	0	0	0
	0.0%	0.0%	0.0%	0.0%	0.0%	0.0%	0.0%	0.0%	0.0%	0.0%	0.0%	0.0%	0.0%	0.0%	0.0%	0.0%
	0.0%	0.0%	0.0%	0.0%	0.0%	0.0%	0.0%	0.0%	0.0%	0.0%	0.0%	0.0%	0.0%	0.0%	0.0%	0.0%
Kiss	1	0	1	0	0	0	0	0	1	0	0	0	1	0	0	0
	.0%	0.0%	.1%	0.0%	0.0%	0.0%	0.0%	0.0%	.3%	0.0%	0.0%	0.0%	.3%	0.0%	0.0%	0.0%
	100.0%	0.0%	100.0%	0.0%	0.0%	0.0%	0.0%	0.0%	100.0%	0.0%	0.0%	0.0%	100.0%	0.0%	0.0%	0.0%
Foreign/Other Station	4	2	2	0	0	0	1	3	0	0	0	1	1	1	1	0
	.2%	.2%	.2%	0.0%	0.0%	0.0%	.2%	.5%	0.0%	0.0%	0.0%	.2%	.3%	.5%	.3%	0.0%
	100.0%	58.9%	41.1%	0.0%	0.0%	0.0%	35.0%	65.0%	0.0%	0.0%	0.0%	23.9%	19.4%	35.0%	21.7%	0.0%
Community Stations	12	4	8	0	0	0	4	5	2	0	1	5	1	2	2	1
	.6%	.4%	.8%	0.0%	0.0%	0.0%	.8%	1.0%	.9%	0.0%	.2%	.9%	.3%	.6%	.8%	1.0%
	100.0%	33.7%	66.3%	0.0%	0.0%	0.0%	37.5%	41.3%	21.2%	0.0%	6.9%	42.2%	6.4%	14.4%	18.1%	12.1%
No particular station	25	15	10	0	0	0	8	6	8	3	4	10	2	4	3	2
	1.3%	1.6%	1.0%	0.0%	0.0%	0.0%	1.4%	1.3%	2.7%	3.5%	1.1%	1.7%	.9%	1.4%	.9%	1.3%
	100.0%	61.0%	39.0%	0.0%	0.0%	0.0%	33.8%	25.0%	31.1%	10.1%	16.6%	40.0%	10.0%	15.4%	10.3%	7.7%
Did not remember	21	11	10	1	1	0	4	9	4	2	7	4	5	2	3	1
	1.1%	1.2%	1.0%	1.2%	.4%	0.0%	.7%	1.9%	1.5%	2.4%	1.9%	.6%	1.7%	.6%	1.1%	.7%
	100.0%	52.7%	47.3%	5.7%	6.1%	0.0%	18.9%	41.1%	20.1%	8.0%	34.4%	16.8%	21.9%	8.0%	14.5%	4.4%
Did not listen to radio	975	472	503	66	166	58	296	211	143	35	189	305	151	124	127	79
	50.3%	49.0%	51.6%	68.1%	50.9%	55.1%	50.7%	45.3%	49.5%	48.4%	49.0%	52.6%	53.5%	44.7%	46.8%	55.4%
	100.0%	48.4%	51.6%	6.8%	17.0%	6.0%	30.4%	21.6%	14.7%	3.6%	19.4%	31.3%	15.4%	12.7%	13.1%	8.1%
No Radio-set	22	9	13	0	1	0	9	5	4	3	5	4	3	5	5	0
	1.1%	.9%	1.3%	0.0%	.4%	0.0%	1.5%	1.1%	1.4%	3.5%	1.2%	.7%	1.0%	1.9%	1.9%	0.0%
	100.0%	40.1%	59.9%	0.0%	5.5%	0.0%	40.9%	23.1%	18.9%	11.6%	21.4%	18.4%	12.3%	24.0%	23.9%	0.0%
No response	16	8	8	1	0	0	4	7	4	0	7	3	2	3	1	0
	.8%	.9%	.8%	1.5%	0.0%	0.0%	.6%	1.5%	1.5%	0.0%	1.9%	.5%	.9%	.9%	.3%	0.0%
	100.0%	50.9%	49.1%	9.1%	0.0%	0.0%	21.8%	42.4%	26.8%	0.0%	44.4%	19.5%	14.8%	16.0%	5.3%	0.0%
Total [n]	1940	964	975	98	326	105	585	465	289	72	386	579	281	278	272	143
	100.0%	100.0%	100.0%	100.0%	100.0%	100.0%	100.0%	100.0%	100.0%	100.0%	100.0%	100.0%	100.0%	100.0%	100.0%	100.0%
	100.0%	49.7%	50.3%	5.0%	16.8%	5.4%	30.1%	24.0%	14.9%	3.7%	19.9%	29.9%	14.5%	14.3%	14.0%	7.3%

[Count / Column % / Row %]
[Includes 2nd and 3rd Radio station]
[Channel Reach = The number of people tuning to a radio station irrespective of the time that they stayed tuned-in]
Weighted Table Totals may not tally due to weighting and rounding off

2.1.B1: WEIGHTED RADIO CHANNEL REACH: BY GENDER, BY AGE GROUP, AND BY DISTRICT [JAN-MAR 2013] – FOREIGN/OTHER STATION

		GENDER		AGE GROUP							DISTRICTS					
	TOTAL	MALE	FEMALE	12-14	15-24	25-29	30-49	50-64	65-79	80+	SOUTHERN HARBOUR	NORTHERN HARBOUR	SOUTH EASTERN	WESTERN	NORTHERN	GOZO & COMINO
BBC	2	1	1	0	0	0	0	2	0	0	0	1	0	0	1	0
	.1%	.1%	.1%	0.0%	0.0%	0.0%	0.0%	.4%	0.0%	0.0%	0.0%	.2%	0.0%	0.0%	.3%	0.0%
	100.0%	52.4%	47.6%	0.0%	0.0%	0.0%	0.0%	100.0%	0.0%	0.0%	0.0%	52.4%	0.0%	0.0%	47.6%	0.0%
Radio 101 Italia	1	1	0	0	0	0	1	0	0	0	0	0	0	1	0	0
	.1%	.1%	0.0%	0.0%	0.0%	0.0%	.2%	0.0%	0.0%	0.0%	0.0%	0.0%	0.0%	.5%	0.0%	0.0%
	100.0%	100.0%	0.0%	0.0%	0.0%	0.0%	100.0%	0.0%	0.0%	0.0%	0.0%	0.0%	0.0%	100.0%	0.0%	0.0%
Sick Lovesongs	1	0	1	0	0	0	0	1	0	0	0	0	1	0	0	0
	.0%	0.0%	.1%	0.0%	0.0%	0.0%	0.0%	.2%	0.0%	0.0%	0.0%	0.0%	.3%	0.0%	0.0%	0.0%
	100.0%	0.0%	100.0%	0.0%	0.0%	0.0%	0.0%	100.0%	0.0%	0.0%	0.0%	0.0%	100.0%	0.0%	0.0%	0.0%
Total	4	2	2	0	0	0	1	3	0	0	0	1	1	1	1	0
	.2%	.2%	.2%	0.0%	0.0%	0.0%	.2%	.5%	0.0%	0.0%	0.0%	.2%	.3%	.5%	.3%	0.0%
	100.0%	58.9%	41.1%	0.0%	0.0%	0.0%	35.0%	65.0%	0.0%	0.0%	0.0%	23.9%	19.4%	35.0%	21.7%	0.0%
Total [n]	1,940	964	975	98	326	105	585	465	289	72	386	579	281	278	272	143
	100.0%	100.0%	100.0%	100.0%	100.0%	100.0%	100.0%	100.0%	100.0%	100.0%	100.0%	100.0%	100.0%	100.0%	100.0%	100.0%
	100.0%	49.7%	50.3%	5.0%	16.8%	5.4%	30.1%	24.0%	14.9%	3.7%	19.9%	29.9%	14.5%	14.3%	14.0%	7.3%

[Count / Column % / Row %]
[Includes 2nd and 3rd Radio station]
[Channel Reach = The number of people tuning to a radio station irrespective of the time that they stayed tuned-in]
Weighted Table Totals may not tally due to weighting and rounding off

2.1.B2: WEIGHTED RADIO CHANNEL REACH: BY GENDER, BY AGE GROUP, AND BY DISTRICT [JAN-MAR 2013] – COMMUNITY STATIONS

		GENDER		AGE GROUP							DISTRICTS					
	TOTAL	MALE	FEMALE	12-14	15-24	25-29	30-49	50-64	65-79	80+	SOUTHERN HARBOUR	NORTHERN HARBOUR	SOUTH EASTERN	WESTERN	NORTHERN	GOZO & COMINO
100.2	1	1	0	0	0	0	1	0	0	0	0	0	0	0	1	0
	.1%	.1%	0.0%	0.0%	0.0%	0.0%	.2%	0.0%	0.0%	0.0%	0.0%	0.0%	0.0%	0.0%	.4%	0.0%
	100.0%	100.0%	0.0%	0.0%	0.0%	0.0%	100.0%	0.0%	0.0%	0.0%	0.0%	0.0%	0.0%	0.0%	100.0%	0.0%
107.1	1	0	1	0	0	0	1	0	0	0	0	0	0	1	0	0
	.0%	0.0%	.1%	0.0%	0.0%	0.0%	.2%	0.0%	0.0%	0.0%	0.0%	0.0%	0.0%	.3%	0.0%	0.0%
	100.0%	0.0%	100.0%	0.0%	0.0%	0.0%	100.0%	0.0%	0.0%	0.0%	0.0%	0.0%	0.0%	100.0%	0.0%	0.0%
B'Kara	1	0	1	0	0	0	0	1	0	0	0	1	0	0	0	0
	.0%	0.0%	.1%	0.0%	0.0%	0.0%	0.0%	.2%	0.0%	0.0%	0.0%	.1%	0.0%	0.0%	0.0%	0.0%
	100.0%	0.0%	100.0%	0.0%	0.0%	0.0%	0.0%	100.0%	0.0%	0.0%	0.0%	100.0%	0.0%	0.0%	0.0%	0.0%
Classic FM	2	1	1	0	0	0	1	0	1	0	0	2	0	0	0	0
	.1%	.1%	.1%	0.0%	0.0%	0.0%	.2%	0.0%	.3%	0.0%	0.0%	.4%	0.0%	0.0%	0.0%	0.0%
	100.0%	39.8%	60.2%	0.0%	0.0%	0.0%	60.2%	0.0%	39.8%	0.0%	0.0%	100.0%	0.0%	0.0%	0.0%	0.0%
Energy FM	1	0	1	0	0	0	0	1	0	0	1	0	0	0	0	0
	.0%	0.0%	.1%	0.0%	0.0%	0.0%	0.0%	.2%	0.0%	0.0%	.2%	0.0%	0.0%	0.0%	0.0%	0.0%
	100.0%	0.0%	100.0%	0.0%	0.0%	0.0%	0.0%	100.0%	0.0%	0.0%	100.0%	0.0%	0.0%	0.0%	0.0%	0.0%
Galaxy	2	1	1	0	0	0	1	1	0	0	0	0	0	1	1	0
	.1%	.1%	.1%	0.0%	0.0%	0.0%	.2%	.2%	0.0%	0.0%	0.0%	0.0%	0.0%	.3%	.4%	0.0%
	100.0%	57.0%	43.0%	0.0%	0.0%	0.0%	57.0%	43.0%	0.0%	0.0%	0.0%	0.0%	0.0%	43.0%	57.0%	0.0%
Radio Hompesh	1	0	1	0	0	0	0	1	1	0	0	0	1	0	0	1
	.1%	0.0%	.1%	0.0%	0.0%	0.0%	0.0%	.2%	.2%	0.0%	0.0%	0.0%	.3%	0.0%	0.0%	.5%
	100.0%	0.0%	100.0%	0.0%	0.0%	0.0%	0.0%	51.2%	48.8%	0.0%	0.0%	0.0%	51.2%	0.0%	0.0%	48.8%
Radju Sokkors	1	0	1	0	0	0	0	1	0	0	0	0	0	0	0	1
	.0%	0.0%	.1%	0.0%	0.0%	0.0%	0.0%	.2%	0.0%	0.0%	0.0%	0.0%	0.0%	0.0%	0.0%	.5%
	100.0%	0.0%	100.0%	0.0%	0.0%	0.0%	0.0%	100.0%	0.0%	0.0%	0.0%	0.0%	0.0%	0.0%	0.0%	100.0%
Vilhena	2	1	1	0	0	0	0	1	1	0	0	2	0	0	0	0
	.1%	.1%	.1%	0.0%	0.0%	0.0%	0.0%	.2%	.3%	0.0%	0.0%	.3%	0.0%	0.0%	0.0%	0.0%
	100.0%	51.5%	48.5%	0.0%	0.0%	0.0%	0.0%	51.5%	48.5%	0.0%	0.0%	100.0%	0.0%	0.0%	0.0%	0.0%
Total	12	4	8	0	0	0	4	5	2	0	1	5	1	2	2	1
	.6%	.4%	.8%	0.0%	0.0%	0.0%	.8%	1.0%	.9%	0.0%	.2%	.9%	.3%	.6%	.8%	1.0%
	100.0%	33.7%	66.3%	0.0%	0.0%	0.0%	37.5%	41.3%	21.2%	0.0%	6.9%	42.2%	6.4%	14.4%	18.1%	12.1%
Total [n]	1,940	964	975	98	326	105	585	465	289	72	386	579	281	278	272	143
	100.0%	100.0%	100.0%	100.0%	100.0%	100.0%	100.0%	100.0%	100.0%	100.0%	100.0%	100.0%	100.0%	100.0%	100.0%	100.0%
	100.0%	49.7%	50.3%	5.0%	16.8%	5.4%	30.1%	24.0%	14.9%	3.7%	19.9%	29.9%	14.5%	14.3%	14.0%	7.3%

[Count / Column % / Row %]
[Includes 2nd and 3rd Radio station]
[Channel Reach = The number of people tuning to a radio station irrespective of the time that they stayed tuned-in]
Weighted Table Totals may not tally due to weighting and rounding off

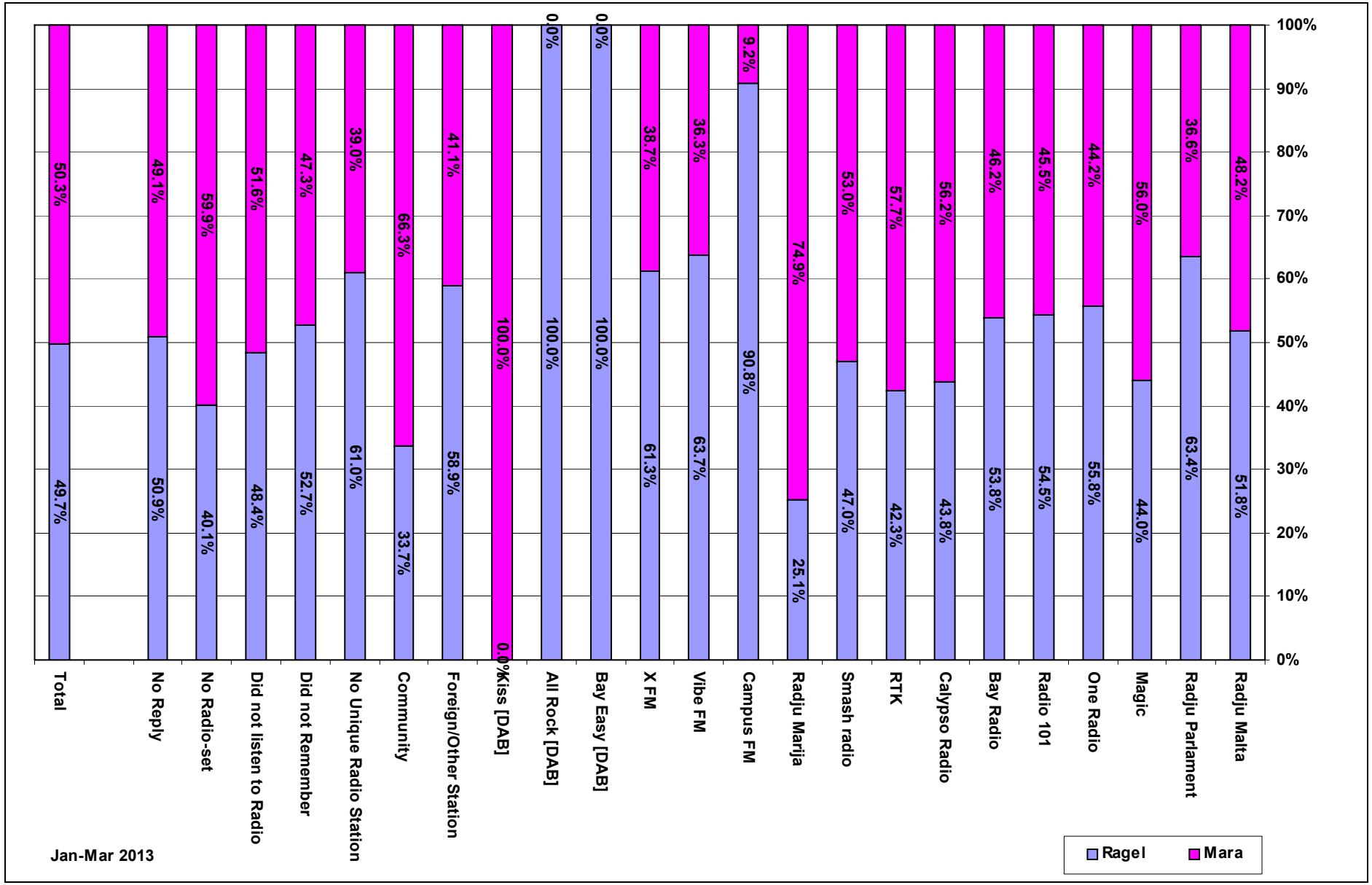

FIGURE 2.1.B[A]: WEIGHTED RADIO CHANNEL REACH: BY GENDER [JAN-MAR 2013]

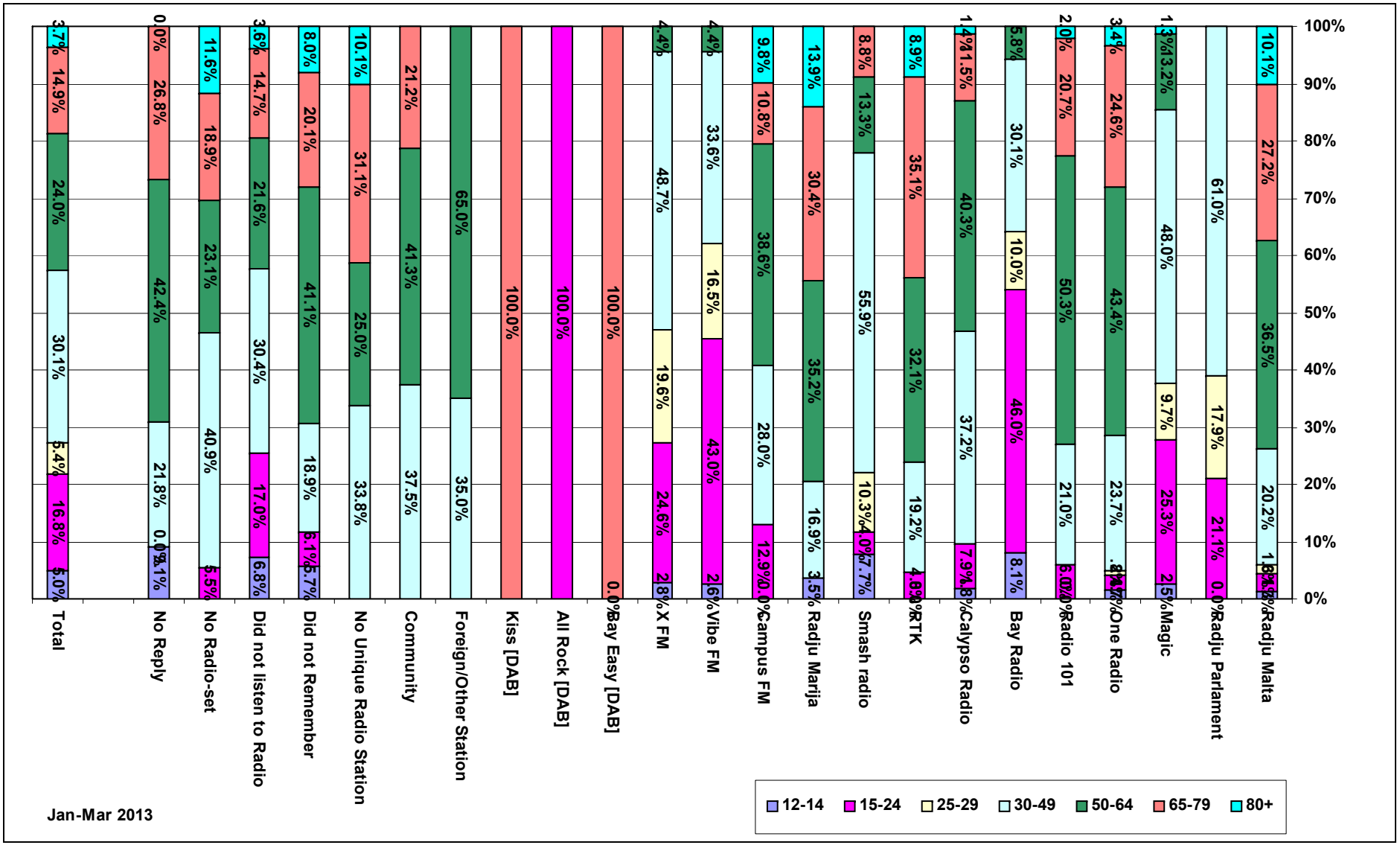

FIGURE 2.1.B[B]: WEIGHTED RADIO CHANNEL REACH: BY AGE GROUP [JAN-MAR 2013]

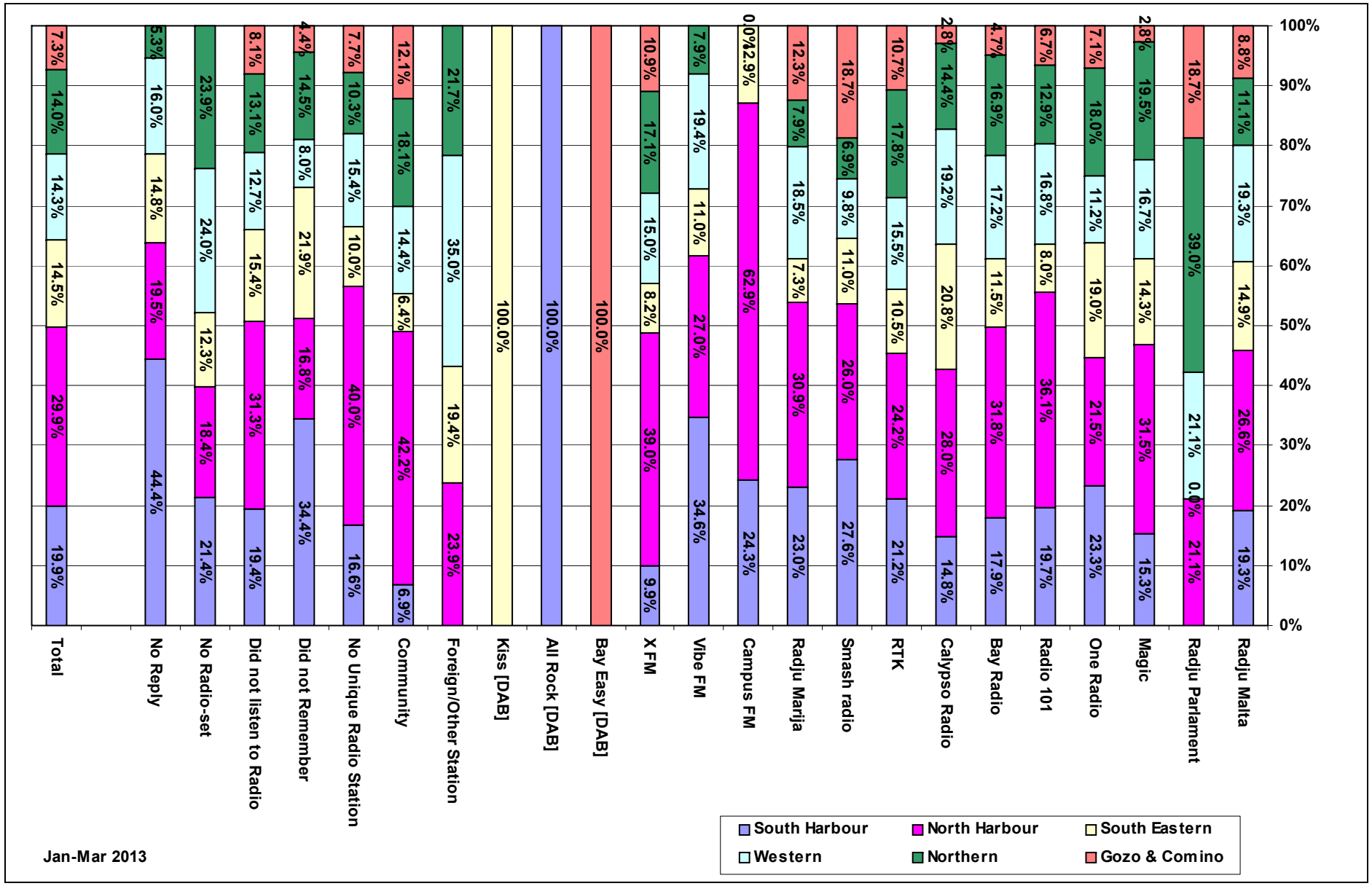

FIGURE 2.1.B[C]: WEIGHTED RADIO REACH: BY DISTRICT [JAN-MAR 2013]

2.1.B3: WEIGHTED RADIO CHANNEL REACH: BY BROADCASTING STATION BY QUARTER AND BY RANKING[OCT/DEC 2007- JAN/MAR 2013]

	Oct-Dec 2007	Jan-Mar 2008	Apr-Jun 2008	Jul-Sep 2008	Oct-Dec 2008	Jan-Mar 2009	Apr-Jun 2009	Jul-Sep 2009	Oct-Dec 2009	Jan-Mar 2010	Apr-Jun 2010	Jul-Sep 2010	Oct-Dec 2010	Jan-Mar 2011	Apr-Jun 2011	Jul-Sep 2011	Oct-Dec 2011	Jan-Mar 2012	Apr-Jun 2012	Jul-Sep 2012	Oct-Dec 2012	Jan-Mar 2013
Radju Malta	7.47	7.47	6.53	11.21	6.31	6.59	6.29	8.28	7.89	6.98	7.61	8.14	6.80	8.91	8.67	8.62	10.88	10.44	8.47	9.56	11.43	10.80
Radju Parlament	0.86	1.96	0.62	1.14	2.99	1.10	0.79	0.00	0.20	0.10	0.48	0.13	0.08	0.09	0.32	0.36	0.00	0.61	0.00	0.73	0.60	0.57
Magic Radio	7.22	5.51	5.54	5.38	7.23	5.37	6.62	6.21	4.61	5.99	7.95	9.07	8.48	6.72	6.39	7.06	5.68	7.55	6.65	5.81	7.64	8.10
ONE Radio	15.30	**19.46**	**20.20**	**19.22**	15.96	16.71	15.94	16.46	11.93	14.14	12.82	12.34	12.28	14.76	14.16	13.00	13.68	15.60	14.69	17.60	16.87	17.79
Radio 101	6.73	8.45	5.79	5.15	4.94	5.98	4.26	4.66	6.03	4.84	4.26	3.97	3.60	4.04	3.15	3.47	5.13	6.32	8.62	4.46	5.87	4.83
Bay Radio	**15.54**	16.16	17.12	14.76	**16.42**	**18.78**	**23.23**	**22.67**	**26.56**	**23.46**	**20.13**	**21.34**	**19.76**	**17.95**	**20.70**	**20.43**	**20.42**	**17.08**	**22.12**	**23.48**	**20.77**	**22.16**
Calypso Radio	10.04	10.28	11.58	11.56	13.09	10.12	10.44	9.42	11.12	10.11	10.33	11.48	10.65	11.99	10.74	11.43	10.51	9.64	9.76	9.50	7.72	7.72
RTK	9.42	8.57	8.13	8.81	7.92	9.02	8.87	8.18	5.69	6.54	6.52	6.35	7.88	9.22	6.98	8.23	8.55	10.59	7.37	6.74	7.62	7.74
Smash Radio	6.73	3.92	3.20	3.09	4.13	3.90	3.14	3.11	3.25	4.41	4.59	3.02	5.57	3.94	4.58	3.63	3.98	2.47	2.31	2.07	3.23	3.24
Radju Marija	7.10	6.98	6.16	7.78	8.96	8.78	8.42	5.59	5.64	6.62	6.90	7.13	7.43	5.41	6.29	6.20	5.33	4.61	4.64	5.57	5.47	4.81
Campus FM	1.96	1.10	0.99	0.46	0.46	0.61	0.90	1.24	1.22	0.71	0.63	1.56	1.26	1.31	1.12	1.65	0.98	0.89	0.65	1.06	0.90	1.07
Vibe FM	4.65	3.67	4.68	3.43	4.02	4.02	3.14	4.76	5.27	6.86	8.97	8.02	8.10	6.43	6.52	6.30	6.86	5.86	5.42	5.63	4.86	4.73
XFM	2.82	3.18	6.77	4.35	5.40	5.73	4.04	4.76	5.55	5.08	5.05	4.58	4.96	3.82	5.47	4.80	3.28	5.21	4.52	4.22	3.74	4.33
Bay Easy																				0.26	0.15	0.11
Bay Retro																				0.26		
All Rock																					0.13	0.15
All R&B																						
Kiss																					0.37	0.08
Community Stations	3.06	2.45	1.97	1.83	1.15	2.32	3.03	3.42	3.90	3.01	2.99	2.28	1.92	2.90	3.31	2.30	2.24	1.68	1.95	1.45	1.14	1.33
Foreign &/ Other Station	1.10	0.86	0.74	1.83	1.03	0.98	0.90	1.24	1.15	1.16	0.76	0.60	1.21	2.52	1.59	2.53	2.49	1.47	2.80	1.62	1.49	0.44
	100%	**100%**	**100%**	**100%**	**100%**	**100%**	**100%**	**100%**	**100%**	**100%**	**100%**	**100%**	**100%**	**100%**	**100%**	**100%**	**100%**	**100%**	**100%**	**100%**	**100%**	**100%**
Ranking																						
Radju Malta	5	6	6	4	7	6	7	4	4	4	6	5	8	5	4	4	3	4	5	3	3	3
Radju Parlament	15	13	15	14	12	13	15	15	15	15	15	15	15	15	15	15	15	15	15	15	15	14
Magic Radio	6	8	9	7	6	9	6	6	10	8	5	4	4	6	7	6	7	6	7	6	5	4
ONE Radio	2	**1**	**1**	**1**	2	2	2	2	2	2	2	2	2	2	2	2	2	2	2	2	2	2
Radio 101	8	5	8	8	9	7	8	10	5	10	11	10	11	9	12	11	9	7	4	9	7	7
Bay Radio	**1**	2	2	2	**1**	**1**	**1**	**1**	**1**	**1**	**1**	**1**	**1**	**1**	**1**	**1**	**1**	**1**	**1**	**1**	**1**	**1**
Calypso Radio	3	3	3	3	3	3	3	3	3	3	3	3	3	3	3	3	4	5	3	4	4	6
RTK	4	4	4	5	5	4	4	5	6	7	8	8	6	4	5	5	5	3	6	5	6	5
Smash Radio	9	9	11	11	10	11	11	12	12	11	10	11	9	10	10	10	10	11	12	11	11	11
Radju Marija	7	7	7	6	4	5	5	7	7	6	7	7	7	8	8	8	8	10	9	8	8	8
Campus FM	13	14	13	15	15	15	14	14	13	14	14	13	13	14	14	14	14	14	14	14	14	13
Vibe FM	10	10	10	10	11	10	10	9	9	5	4	6	5	7	6	7	6	8	8	7	9	9
XFM	12	11	5	9	8	8	9	8	8	9	9	9	10	11	9	9	11	9	10	10	10	10
Bay Easy																				16	17	18
Bay Retro																				17		
All Rock																					18	17
All R&B																						
Kiss																					16	16
Community Stations	11	12	12	12	13	12	12	11	11	12	12	12	12	12	11	13	13	12	13	13	13	12
Foreign &/ Other Station	14	15	14	13	14	14	13	13	14	13	13	14	14	13	13	12	12	13	11	12	12	15

Totals may not tally due to weighting and rounding off

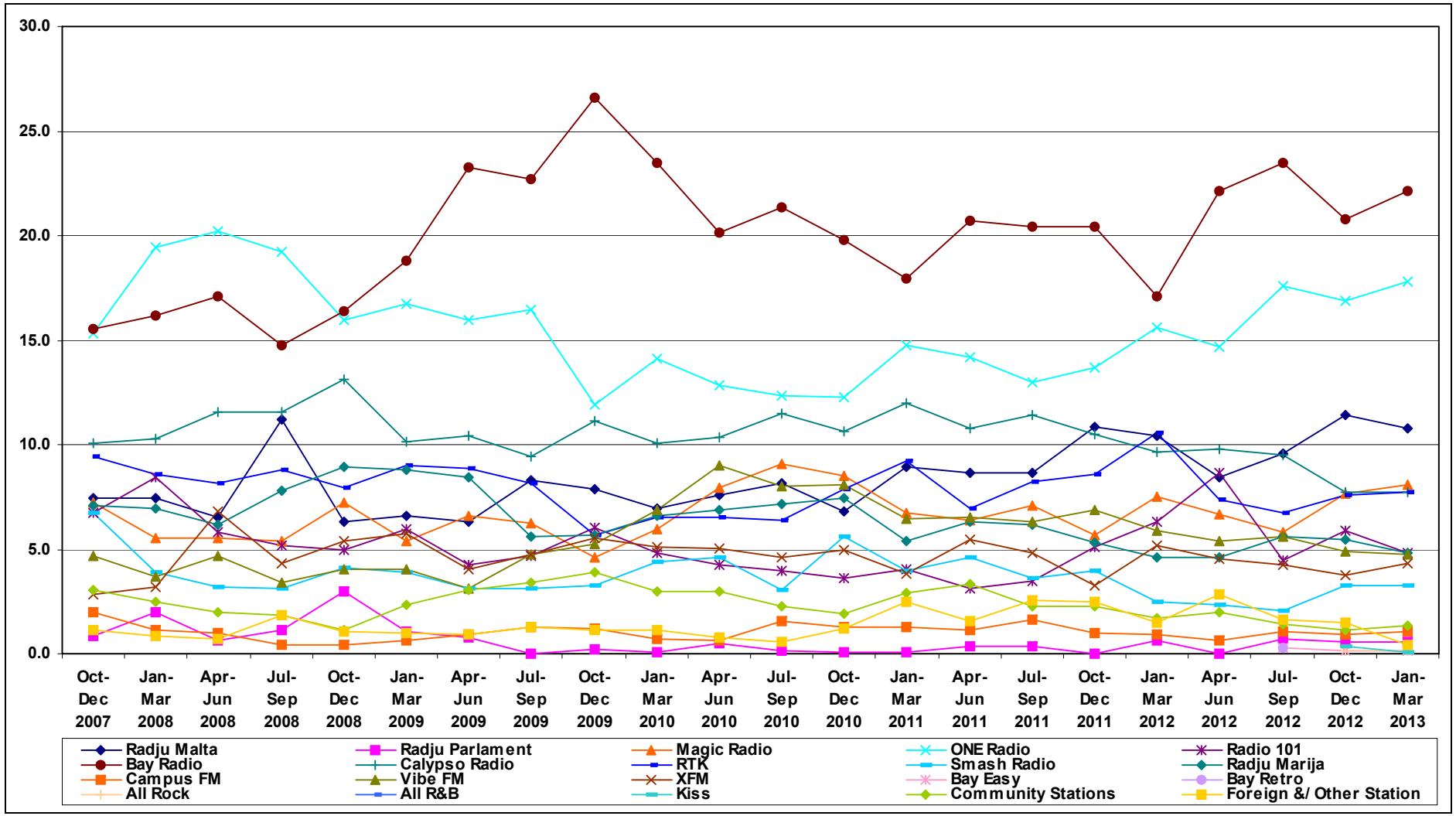

FIGURE 2.1.B3: RADIO REACH BY BROADCASTING STATION BY QUARTER [OCT/DEC 2007- JAN/MAR 2013]

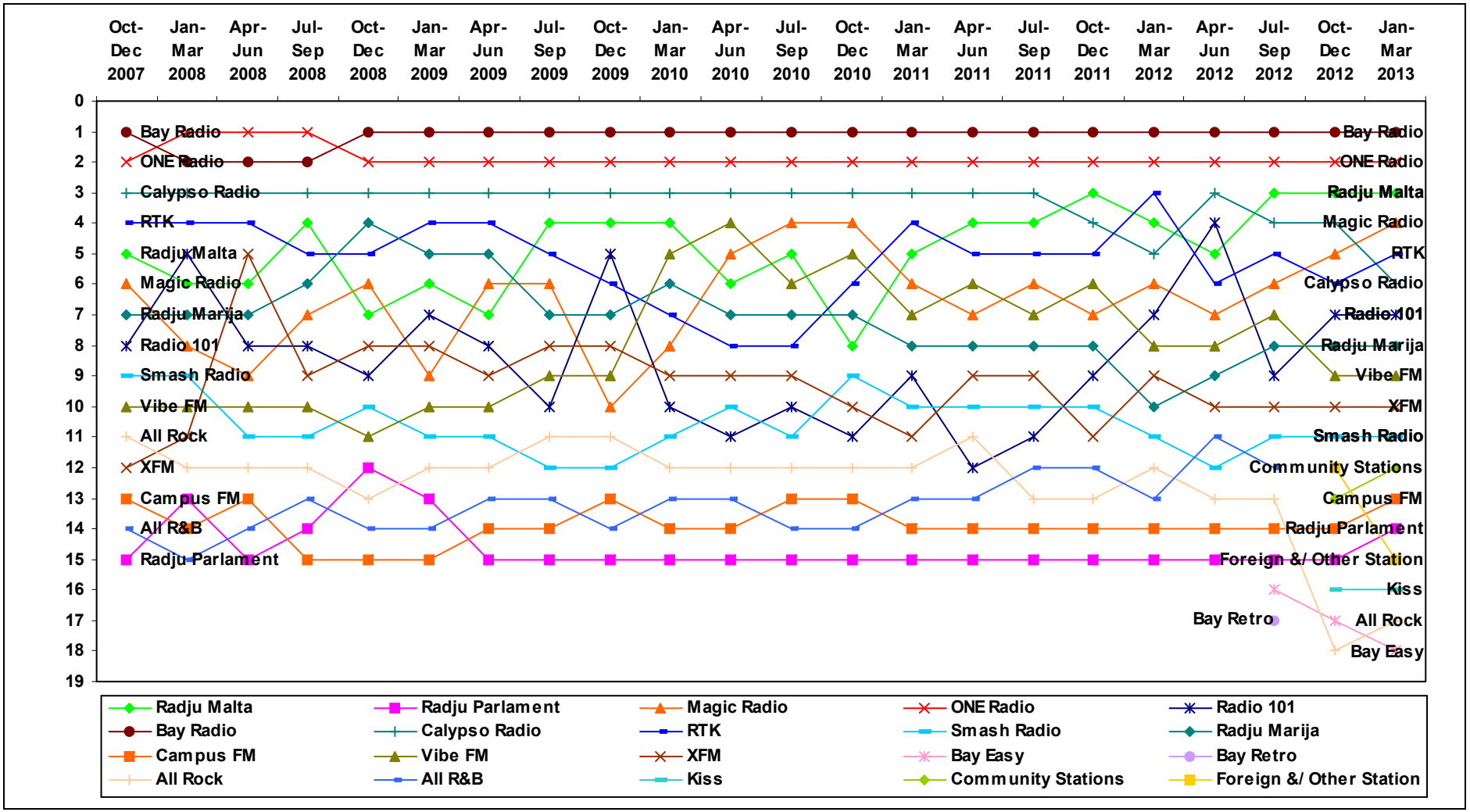

FIGURE 2.1.B3: RADIO REACH BY BROADCASTING STATION BY RANKING [OCT/DEC 2007- JAN/MAR 2013]

2.1.c: Population Radio Channel Reach: By Gender and by Age group [Jan-Mar 2013]

		Gender		Age group							District					
	Total	Male	Female	12-14	15-24	25-29	30-49	50-64	65-79	80+	Southern Harbour	Northern Harbour	South Eastern	Western	Northern	Gozo & Comino
Radju Malta	19,240	9,968	9,272	245	599	301	3,889	7,027	5,236	1,943	3,709	5,127	2,861	3,705	2,140	1,698
	4.9%	5.1%	4.7%	1.2%	.9%	1.4%	3.3%	7.5%	8.9%	13.3%	4.7%	4.4%	5.0%	6.6%	3.9%	5.9%
	100.0%	51.8%	48.2%	1.3%	3.1%	1.6%	20.2%	36.5%	27.2%	10.1%	19.3%	26.6%	14.9%	19.3%	11.1%	8.8%
Radju Parlament	1,017	645	372	0	215	182	620	0	0	0	0	215	0	215	397	190
	.3%	.3%	.2%	0.0%	.3%	.9%	.5%	0.0%	0.0%	0.0%	0.0%	.2%	0.0%	.4%	.7%	.7%
	100.0%	63.4%	36.6%	0.0%	21.1%	17.9%	61.0%	0.0%	0.0%	0.0%	0.0%	21.1%	0.0%	21.1%	39.0%	18.7%
Magic Radio	14,429	6,346	8,083	364	3,657	1,404	6,920	1,898	0	186	2,201	4,551	2,058	2,410	2,809	400
	3.7%	3.3%	4.1%	1.8%	5.5%	6.6%	5.8%	2.0%	0.0%	1.3%	2.8%	3.9%	3.6%	4.3%	5.1%	1.4%
	100.0%	44.0%	56.0%	2.5%	25.3%	9.7%	48.0%	13.2%	0.0%	1.3%	15.3%	31.5%	14.3%	16.7%	19.5%	2.8%
ONE Radio	31,682	17,672	14,010	523	768	262	7,504	13,743	7,793	1,089	7,379	6,803	6,026	3,540	5,688	2,246
	8.1%	9.1%	7.1%	2.7%	1.2%	1.2%	6.3%	14.6%	13.3%	7.4%	9.4%	5.8%	10.6%	6.3%	10.3%	7.8%
	100.0%	55.8%	44.2%	1.7%	2.4%	.8%	23.7%	43.4%	24.6%	3.4%	23.3%	21.5%	19.0%	11.2%	18.0%	7.1%
Radio 101	8,610	4,690	3,920	0	516	0	1,809	4,332	1,778	175	1,692	3,104	688	1,443	1,110	573
	2.2%	2.4%	2.0%	0.0%	.8%	0.0%	1.5%	4.6%	3.0%	1.2%	2.2%	2.6%	1.2%	2.6%	2.0%	2.0%
	100.0%	54.5%	45.5%	0.0%	6.0%	0.0%	21.0%	50.3%	20.7%	2.0%	19.7%	36.1%	8.0%	16.8%	12.9%	6.7%
Bay Radio	39,462	21,240	18,222	3,198	18,155	3,933	11,874	2,302	0	0	7,052	12,557	4,529	6,768	6,686	1,870
	10.1%	10.9%	9.2%	16.2%	27.5%	18.4%	10.0%	2.4%	0.0%	0.0%	9.0%	10.7%	8.0%	12.0%	12.1%	6.5%
	100.0%	53.8%	46.2%	8.1%	46.0%	10.0%	30.1%	5.8%	0.0%	0.0%	17.9%	31.8%	11.5%	17.2%	16.9%	4.7%
Calypso Radio	13,753	6,024	7,729	245	1,081	0	5,113	5,541	1,587	186	2,029	3,848	2,863	2,644	1,982	387
	3.5%	3.1%	3.9%	1.2%	1.6%	0.0%	4.3%	5.9%	2.7%	1.3%	2.6%	3.3%	5.0%	4.7%	3.6%	1.3%
	100.0%	43.8%	56.2%	1.8%	7.9%	0.0%	37.2%	40.3%	11.5%	1.4%	14.8%	28.0%	20.8%	19.2%	14.4%	2.8%
RTK	13,793	5,840	7,953	0	660	0	2,645	4,422	4,837	1,229	2,928	3,337	1,452	2,138	2,458	1,480
	3.5%	3.0%	4.0%	0.0%	1.0%	0.0%	2.2%	4.7%	8.3%	8.4%	3.7%	2.8%	2.6%	3.8%	4.5%	5.1%
	100.0%	42.3%	57.7%	0.0%	4.8%	0.0%	19.2%	32.1%	35.1%	8.9%	21.2%	24.2%	10.5%	15.5%	17.8%	10.7%
Smash Radio	5,771	2,711	3,060	443	230	597	3,226	770	505	0	1,593	1,500	634	568	397	1,079
	1.5%	1.4%	1.6%	2.2%	.3%	2.8%	2.7%	.8%	.9%	0.0%	2.0%	1.3%	1.1%	1.0%	.7%	3.7%
	100.0%	47.0%	53.0%	7.7%	4.0%	10.3%	55.9%	13.3%	8.8%	0.0%	27.6%	26.0%	11.0%	9.8%	6.9%	18.7%
Radju Marija	8,559	2,151	6,408	301	0	0	1,449	3,016	2,600	1,193	1,970	2,646	622	1,587	680	1,054
	2.2%	1.1%	3.2%	1.5%	0.0%	0.0%	1.2%	3.2%	4.4%	8.1%	2.5%	2.3%	1.1%	2.8%	1.2%	3.7%
	100.0%	25.1%	74.9%	3.5%	0.0%	0.0%	16.9%	35.2%	30.4%	13.9%	23.0%	30.9%	7.3%	18.5%	7.9%	12.3%
Campus FM	1,901	1,726	175	0	245	0	532	733	205	186	461	1,195	245	0	0	0
	.5%	.9%	.1%	0.0%	.4%	0.0%	.4%	.8%	.4%	1.3%	.6%	1.0%	.4%	0.0%	0.0%	0.0%
	100.0%	90.8%	9.2%	0.0%	12.9%	0.0%	28.0%	38.6%	10.8%	9.8%	24.3%	62.9%	12.9%	0.0%	0.0%	0.0%
Vibe FM	8,422	5,365	3,057	215	3,623	1,386	2,826	372	0	0	2,917	2,278	930	1,632	665	0
	2.1%	2.7%	1.5%	1.1%	5.5%	6.5%	2.4%	.4%	0.0%	0.0%	3.7%	1.9%	1.6%	2.9%	1.2%	0.0%
	100.0%	63.7%	36.3%	2.6%	43.0%	16.5%	33.6%	4.4%	0.0%	0.0%	34.6%	27.0%	11.0%	19.4%	7.9%	0.0%
XFM	7,714	4,732	2,982	215	1,894	1,511	3,757	337	0	0	765	3,005	629	1,160	1,318	837
	2.0%	2.4%	1.5%	1.1%	2.9%	7.1%	3.2%	.4%	0.0%	0.0%	1.0%	2.6%	1.1%	2.1%	2.4%	2.9%
	100.0%	61.3%	38.7%	2.8%	24.6%	19.6%	48.7%	4.4%	0.0%	0.0%	9.9%	39.0%	8.2%	15.0%	17.1%	10.9%
Bay Easy	197	197	0	0	0	0	0	0	197	0	0	0	0	0	0	197
	.1%	.1%	0.0%	0.0%	0.0%	0.0%	0.0%	0.0%	.3%	0.0%	0.0%	0.0%	0.0%	0.0%	0.0%	.7%
	100.0%	100.0%	0.0%	0.0%	0.0%	0.0%	0.0%	0.0%	100.0%	0.0%	0.0%	0.0%	0.0%	0.0%	0.0%	100.0%
Bay Retro	0	0	0	0	0	0	0	0	0	0	0	0	0	0	0	0
	0.0%	0.0%	0.0%	0.0%	0.0%	0.0%	0.0%	0.0%	0.0%	0.0%	0.0%	0.0%	0.0%	0.0%	0.0%	0.0%
	0.0%	0.0%	0.0%	0.0%	0.0%	0.0%	0.0%	0.0%	0.0%	0.0%	0.0%	0.0%	0.0%	0.0%	0.0%	0.0%

2.1.c: Cont /…

	Total	Gender		Age group							District					
		Male	Female	12-14	15-24	25-29	30-49	50-64	65-79	80+	Southern Harbour	Northern Harbour	South Eastern	Western	Northern	Gozo & Comino
All Rock	261	261	0	0	261	0	0	0	0	0	261	0	0	0	0	0
	.1%	.1%	0.0%	0.0%	.4%	0.0%	0.0%	0.0%	0.0%	0.0%	.3%	0.0%	0.0%	0.0%	0.0%	0.0%
	100.0%	100.0%	0.0%	0.0%	100.0%	0.0%	0.0%	0.0%	0.0%	0.0%	100.0%	0.0%	0.0%	0.0%	0.0%	0.0%
All R&B	0	0	0	0	0	0	0	0	0	0	0	0	0	0	0	0
	0.0%	0.0%	0.0%	0.0%	0.0%	0.0%	0.0%	0.0%	0.0%	0.0%	0.0%	0.0%	0.0%	0.0%	0.0%	0.0%
	0.0%	0.0%	0.0%	0.0%	0.0%	0.0%	0.0%	0.0%	0.0%	0.0%	0.0%	0.0%	0.0%	0.0%	0.0%	0.0%
Kiss	151	0	151	0	0	0	0	0	151	0	0	0	151	0	0	0
	.0%	0.0%	.1%	0.0%	0.0%	0.0%	0.0%	0.0%	.3%	0.0%	0.0%	0.0%	.3%	0.0%	0.0%	0.0%
	100.0%	0.0%	100.0%	0.0%	0.0%	0.0%	0.0%	0.0%	100.0%	0.0%	0.0%	0.0%	100.0%	0.0%	0.0%	0.0%
Foreign/Other	778	458	320	0	0	0	272	506	0	0	0	186	151	272	169	0
Station	.2%	.2%	.2%	0.0%	0.0%	0.0%	.2%	.5%	0.0%	0.0%	0.0%	.2%	.3%	.5%	.3%	0.0%
	100.0%	58.9%	41.1%	0.0%	0.0%	0.0%	35.0%	65.0%	0.0%	0.0%	0.0%	23.9%	19.4%	35.0%	21.7%	0.0%
Community	2,377	802	1,575	0	0	0	891	981	505	0	163	1,003	151	342	430	288
	.6%	.4%	.8%	0.0%	0.0%	0.0%	.8%	1.0%	.9%	0.0%	.2%	.9%	.3%	.6%	.8%	1.0%
	100.0%	33.7%	66.3%	0.0%	0.0%	0.0%	37.5%	41.3%	21.2%	0.0%	6.9%	42.2%	6.4%	14.4%	18.1%	12.1%
No Unique Station																
	5,035	3,069	1,966	0	0	0	1,700	1,261	1,564	510	838	2,012	502	777	519	387
	1.3%	1.6%	1.0%	0.0%	0.0%	0.0%	1.4%	1.3%	2.7%	3.5%	1.1%	1.7%	.9%	1.4%	.9%	1.3%
Did Not	100.0%	61.0%	39.0%	0.0%	0.0%	0.0%	33.8%	25.0%	31.1%	10.1%	16.6%	40.0%	10.0%	15.4%	10.3%	7.7%
Remember	4,300	2,264	2,036	245	262	0	814	1,768	866	345	1,481	722	942	342	623	190
	1.1%	1.2%	1.0%	1.2%	.4%	0.0%	.7%	1.9%	1.5%	2.4%	1.9%	.6%	1.7%	.6%	1.1%	.7%
Did not Listen to	100.0%	52.7%	47.3%	5.7%	6.1%	0.0%	18.9%	41.1%	20.1%	8.0%	34.4%	16.8%	21.9%	8.0%	14.5%	4.4%
Radio	197,376	95,541	101,835	13,443	33,594	11,750	59,925	42,604	28,965	7,095	38,302	61,712	30,464	25,159	25,765	15,974
	50.3%	49.0%	51.6%	68.1%	50.9%	55.1%	50.7%	45.3%	49.5%	48.4%	49.0%	52.6%	53.5%	44.7%	46.8%	55.4%
No Radio-set	100.0%	48.4%	51.6%	6.8%	17.0%	6.0%	30.4%	21.6%	14.7%	3.6%	19.4%	31.3%	15.4%	12.7%	13.1%	8.1%
	4,440	1,782	2,658	0	245	0	1,817	1,024	839	515	950	817	547	1,066	1,060	0
	1.1%	.9%	1.3%	0.0%	.4%	0.0%	1.5%	1.1%	1.4%	3.5%	1.2%	.7%	1.0%	1.9%	1.9%	0.0%
No Reply	100.0%	40.1%	59.9%	0.0%	5.5%	0.0%	40.9%	23.1%	18.9%	11.6%	21.4%	18.4%	12.3%	24.0%	23.9%	0.0%
	3,270	1,664	1,606	298	0	0	712	1,385	875	0	1,453	637	484	523	173	0
	.8%	.9%	.8%	1.5%	0.0%	0.0%	.6%	1.5%	1.5%	0.0%	1.9%	.5%	.9%	.9%	.3%	0.0%
Total	392,538	195,148	197,390	19,735	66,005	21,326	118,295	94,022	58,503	14,652	78,144	117,255	56,929	56,291	55,069	28,850
	100.0%	100.0%	100.0%	100.0%	100.0%	100.0%	100.0%	100.0%	100.0%	100.0%	100.0%	100.0%	100.0%	100.0%	100.0%	100.0%
	100.0%	49.7%	50.3%	5.0%	16.8%	5.4%	30.1%	24.0%	14.9%	3.7%	19.9%	29.9%	14.5%	14.3%	14.0%	7.3%

[Count / Column % / Row %]
[Includes 2nd and 3rd Radio station]
[Channel Reach = the number of people tuning to a radio station irrespective of the time that they stayed tuned-in]
Totals may not tally due to weighting and rounding off

2.1.c1: Population Radio Channel Reach: By Gender, by Age group, and by District [Jan-Mar 2013] – Foreign/Other Station

		Gender		Age group							Districts					
	Total	Male	Female	12-14	15-24	25-29	30-49	50-64	65-79	80+	Southern Harbour	Northern Harbour	South Eastern	Western	Northern	Gozo & Comino
BBC	355	186	169	0	0	0	0	355	0	0	0	186	0	0	169	0
	.1%	.1%	.1%	0.0%	0.0%	0.0%	0.0%	.4%	0.0%	0.0%	0.0%	.2%	0.0%	0.0%	.3%	0.0%
	100.0%	52.4%	47.6%	0.0%	0.0%	0.0%	0.0%	100.0%	0.0%	0.0%	0.0%	52.4%	0.0%	0.0%	47.6%	0.0%
Radio 101 Italia	272	272	0	0	0	0	272	0	0	0	0	0	0	272	0	0
	.1%	.1%	0.0%	0.0%	0.0%	0.0%	.2%	0.0%	0.0%	0.0%	0.0%	0.0%	0.0%	.5%	0.0%	0.0%
	100.0%	100.0%	0.0%	0.0%	0.0%	0.0%	100.0%	0.0%	0.0%	0.0%	0.0%	0.0%	0.0%	100.0%	0.0%	0.0%
Sick Lovesongs	151	0	151	0	0	0	0	151	0	0	0	0	151	0	0	0
	.0%	0.0%	.1%	0.0%	0.0%	0.0%	0.0%	.2%	0.0%	0.0%	0.0%	0.0%	.3%	0.0%	0.0%	0.0%
	100.0%	0.0%	100.0%	0.0%	0.0%	0.0%	0.0%	100.0%	0.0%	0.0%	0.0%	0.0%	100.0%	0.0%	0.0%	0.0%
Total	778	458	320	0	0	0	272	506	0	0	0	186	151	272	169	0
	.2%	.2%	.2%	0.0%	0.0%	0.0%	.2%	.5%	0.0%	0.0%	0.0%	.2%	.3%	.5%	.3%	0.0%
	100.0%	58.9%	41.1%	0.0%	0.0%	0.0%	35.0%	65.0%	0.0%	0.0%	0.0%	23.9%	19.4%	35.0%	21.7%	0.0%
Total [n]	392,538	195,148	197,390	19,735	66,005	21,326	118,295	94,022	58,503	14,652	78,144	117,255	56,929	56,291	55,069	28,850
	100.0%	100.0%	100.0%	100.0%	100.0%	100.0%	100.0%	100.0%	100.0%	100.0%	100.0%	100.0%	100.0%	100.0%	100.0%	100.0%
	100.0%	49.7%	50.3%	5.0%	16.8%	5.4%	30.1%	24.0%	14.9%	3.7%	19.9%	29.9%	14.5%	14.3%	14.0%	7.3%

[Count / Column % / Row %]
[Includes 2nd and 3rd Radio station]
[Channel Reach = the number of people tuning to a radio station irrespective of the time that they stayed tuned-in]
Totals may not tally due to weighting and rounding off

2.1.c2: Population Radio Channel Reach: By Gender, by Age group, and by District [Jan-Mar 2013] – Community Stations

		Gender		Age group							Districts					
	Total	Male	Female	12-14	15-24	25-29	30-49	50-64	65-79	80+	Southern Harbour	Northern Harbour	South Eastern	Western	Northern	Gozo & Comino
100.2	215	215	0	0	0	0	215	0	0	0	0	0	0	0	215	0
	.1%	.1%	0.0%	0.0%	0.0%	0.0%	.2%	0.0%	0.0%	0.0%	0.0%	0.0%	0.0%	0.0%	.4%	0.0%
	100.0%	100.0%	0.0%	0.0%	0.0%	0.0%	100.0%	0.0%	0.0%	0.0%	0.0%	0.0%	0.0%	0.0%	100.0%	0.0%
107.1	180	0	180	0	0	0	180	0	0	0	0	0	0	180	0	0
	.0%	0.0%	.1%	0.0%	0.0%	0.0%	.2%	0.0%	0.0%	0.0%	0.0%	0.0%	0.0%	.3%	0.0%	0.0%
	100.0%	0.0%	100.0%	0.0%	0.0%	0.0%	100.0%	0.0%	0.0%	0.0%	0.0%	0.0%	0.0%	100.0%	0.0%	0.0%
B'Kara	175	0	175	0	0	0	0	175	0	0	0	175	0	0	0	0
	.0%	0.0%	.1%	0.0%	0.0%	0.0%	0.0%	.2%	0.0%	0.0%	0.0%	.1%	0.0%	0.0%	0.0%	0.0%
	100.0%	0.0%	100.0%	0.0%	0.0%	0.0%	0.0%	100.0%	0.0%	0.0%	0.0%	100.0%	0.0%	0.0%	0.0%	0.0%
Classic FM	467	186	281	0	0	0	281	0	186	0	0	467	0	0	0	0
	.1%	.1%	.1%	0.0%	0.0%	0.0%	.2%	0.0%	.3%	0.0%	0.0%	.4%	0.0%	0.0%	0.0%	0.0%
	100.0%	39.8%	60.2%	0.0%	0.0%	0.0%	60.2%	0.0%	39.8%	0.0%	0.0%	100.0%	0.0%	0.0%	0.0%	0.0%
Energy FM	163	0	163	0	0	0	0	163	0	0	163	0	0	0	0	0
	.0%	0.0%	.1%	0.0%	0.0%	0.0%	0.0%	.2%	0.0%	0.0%	.2%	0.0%	0.0%	0.0%	0.0%	0.0%
	100.0%	0.0%	100.0%	0.0%	0.0%	0.0%	0.0%	100.0%	0.0%	0.0%	100.0%	0.0%	0.0%	0.0%	0.0%	0.0%
Galaxy	377	215	162	0	0	0	215	162	0	0	0	0	0	162	215	0
	.1%	.1%	.1%	0.0%	0.0%	0.0%	.2%	.2%	0.0%	0.0%	0.0%	0.0%	0.0%	.3%	.4%	0.0%
	100.0%	57.0%	43.0%	0.0%	0.0%	0.0%	57.0%	43.0%	0.0%	0.0%	0.0%	0.0%	0.0%	43.0%	57.0%	0.0%
Radio Hompesh	295	0	295	0	0	0	0	151	144	0	0	0	151	0	0	144
	.1%	0.0%	.1%	0.0%	0.0%	0.0%	0.0%	.2%	.2%	0.0%	0.0%	0.0%	.3%	0.0%	0.0%	.5%
	100.0%	0.0%	100.0%	0.0%	0.0%	0.0%	0.0%	51.2%	48.8%	0.0%	0.0%	0.0%	51.2%	0.0%	0.0%	48.8%
Radju Sokkors	144	0	144	0	0	0	0	144	0	0	0	0	0	0	0	144
	.0%	0.0%	.1%	0.0%	0.0%	0.0%	0.0%	.2%	0.0%	0.0%	0.0%	0.0%	0.0%	0.0%	0.0%	.5%
	100.0%	0.0%	100.0%	0.0%	0.0%	0.0%	0.0%	100.0%	0.0%	0.0%	0.0%	0.0%	0.0%	0.0%	0.0%	100.0%
Vilhena	361	186	175	0	0	0	0	186	175	0	0	361	0	0	0	0
	.1%	.1%	.1%	0.0%	0.0%	0.0%	0.0%	.2%	.3%	0.0%	0.0%	.3%	0.0%	0.0%	0.0%	0.0%
	100.0%	51.5%	48.5%	0.0%	0.0%	0.0%	0.0%	51.5%	48.5%	0.0%	0.0%	100.0%	0.0%	0.0%	0.0%	0.0%
Total	2,377	802	1,575	0	0	0	891	981	505	0	163	1003	151	342	430	288
	.6%	.4%	.8%	0.0%	0.0%	0.0%	.8%	1.0%	.9%	0.0%	.2%	.9%	.3%	.6%	.8%	1.0%
	100.0%	33.7%	66.3%	0.0%	0.0%	0.0%	37.5%	41.3%	21.2%	0.0%	6.9%	42.2%	6.4%	14.4%	18.1%	12.1%
Total [n]	392,538	195,148	197,390	19,735	66,005	21,326	118,295	94,022	58,503	14,652	78,144	117,255	56,929	56,291	55,069	28,850
	100.0%	100.0%	100.0%	100.0%	100.0%	100.0%	100.0%	100.0%	100.0%	100.0%	100.0%	100.0%	100.0%	100.0%	100.0%	100.0%
	100.0%	49.7%	50.3%	5.0%	16.8%	5.4%	30.1%	24.0%	14.9%	3.7%	19.9%	29.9%	14.5%	14.3%	14.0%	7.3%

[Count / Column % / Row %]
[Includes 2nd and 3rd Radio station]
[Channel Reach = The number of people tuning to a radio station irrespective of the time that they stayed tuned-in]
Weighted Table Totals may not tally due to weighting and rounding off

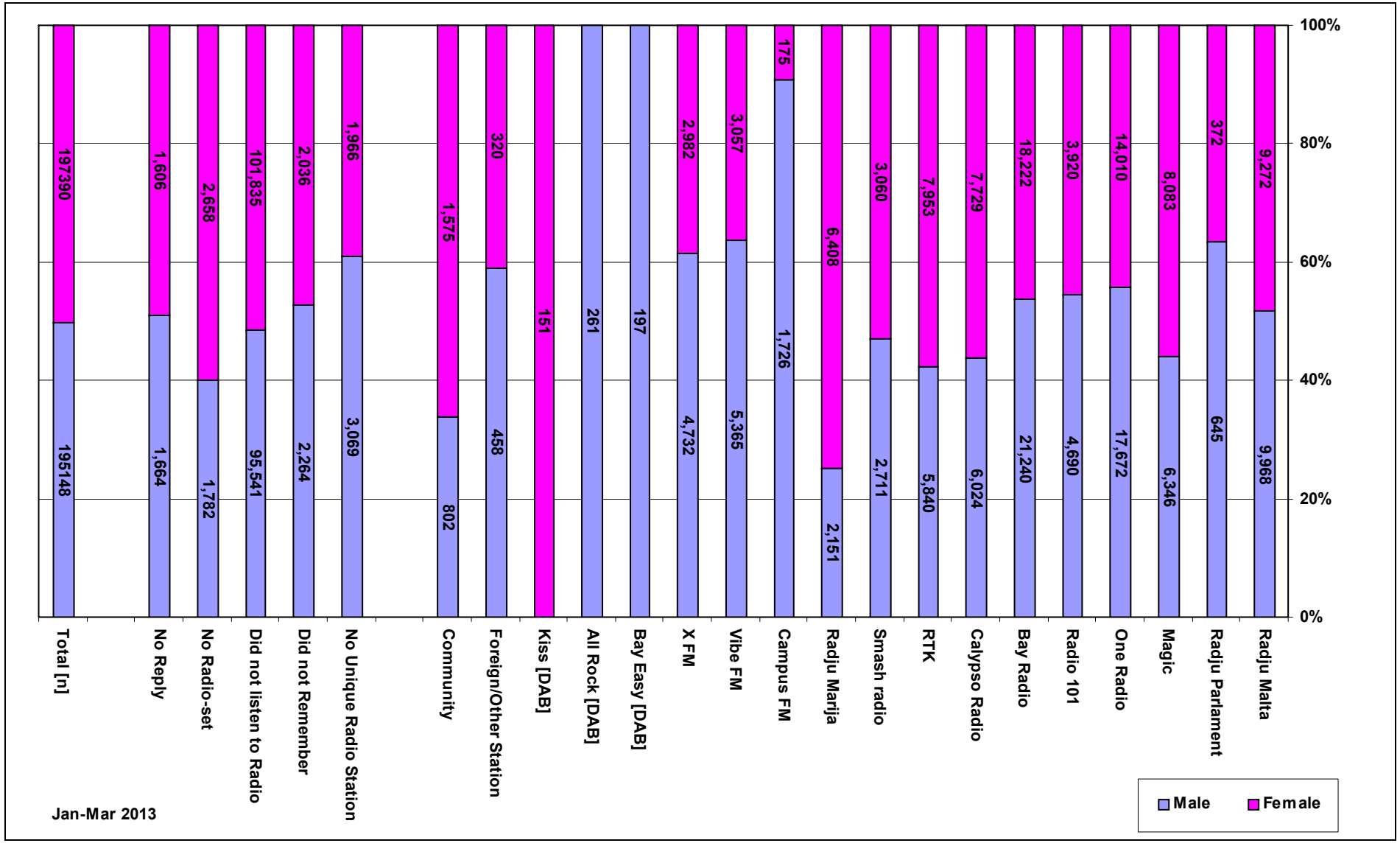

FIGURE 2.1.C[A]: RADIO CHANNEL REACH: BY GENDER [JAN-MAR 2013]
[Includes 2nd and 3rd Radio station]

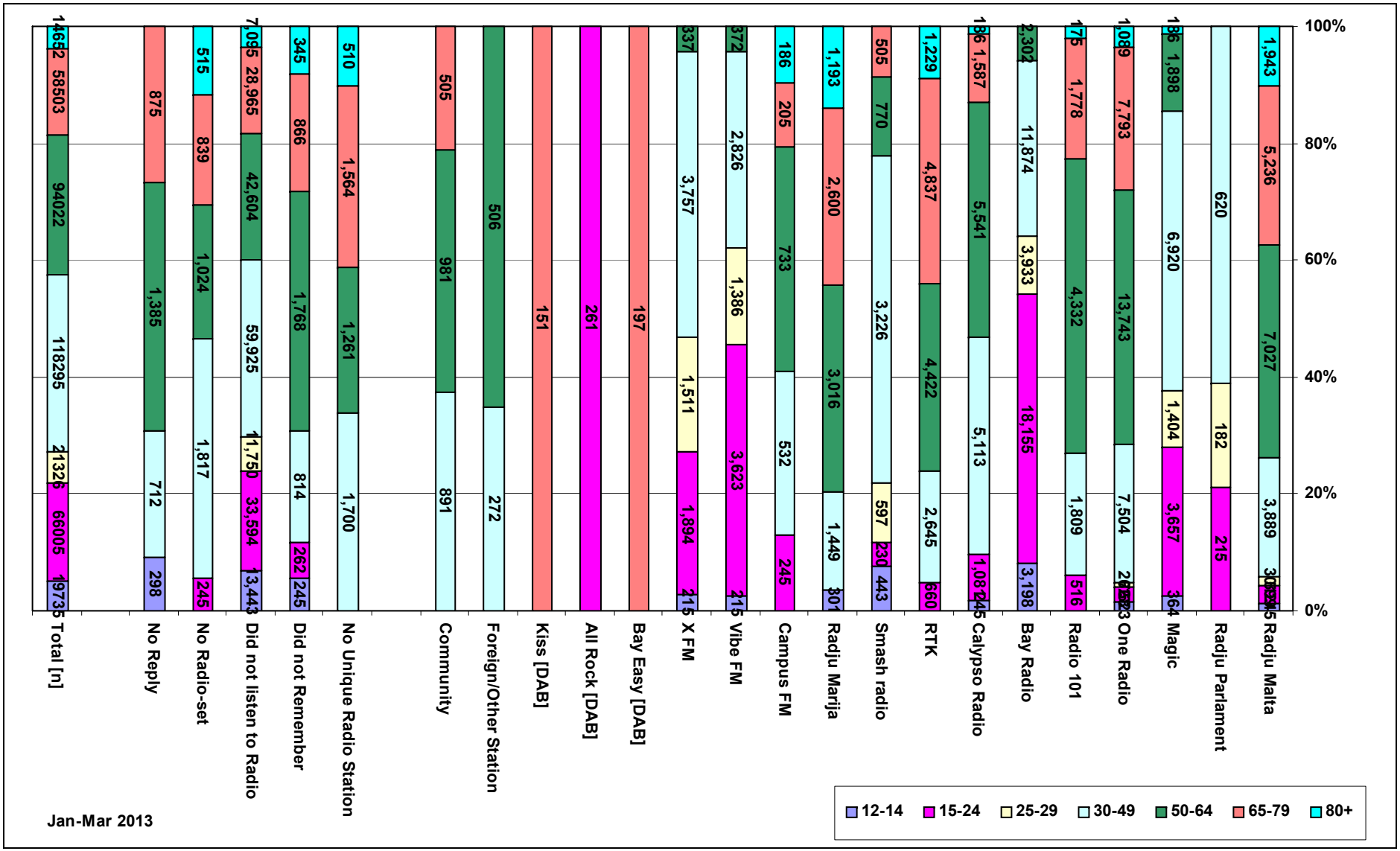

FIGURE 2.1.C[B]: RADIO CHANNEL REACH: BY AGE GROUP [JAN-MAR 2013]
[Includes 2nd and 3rd Radio station]

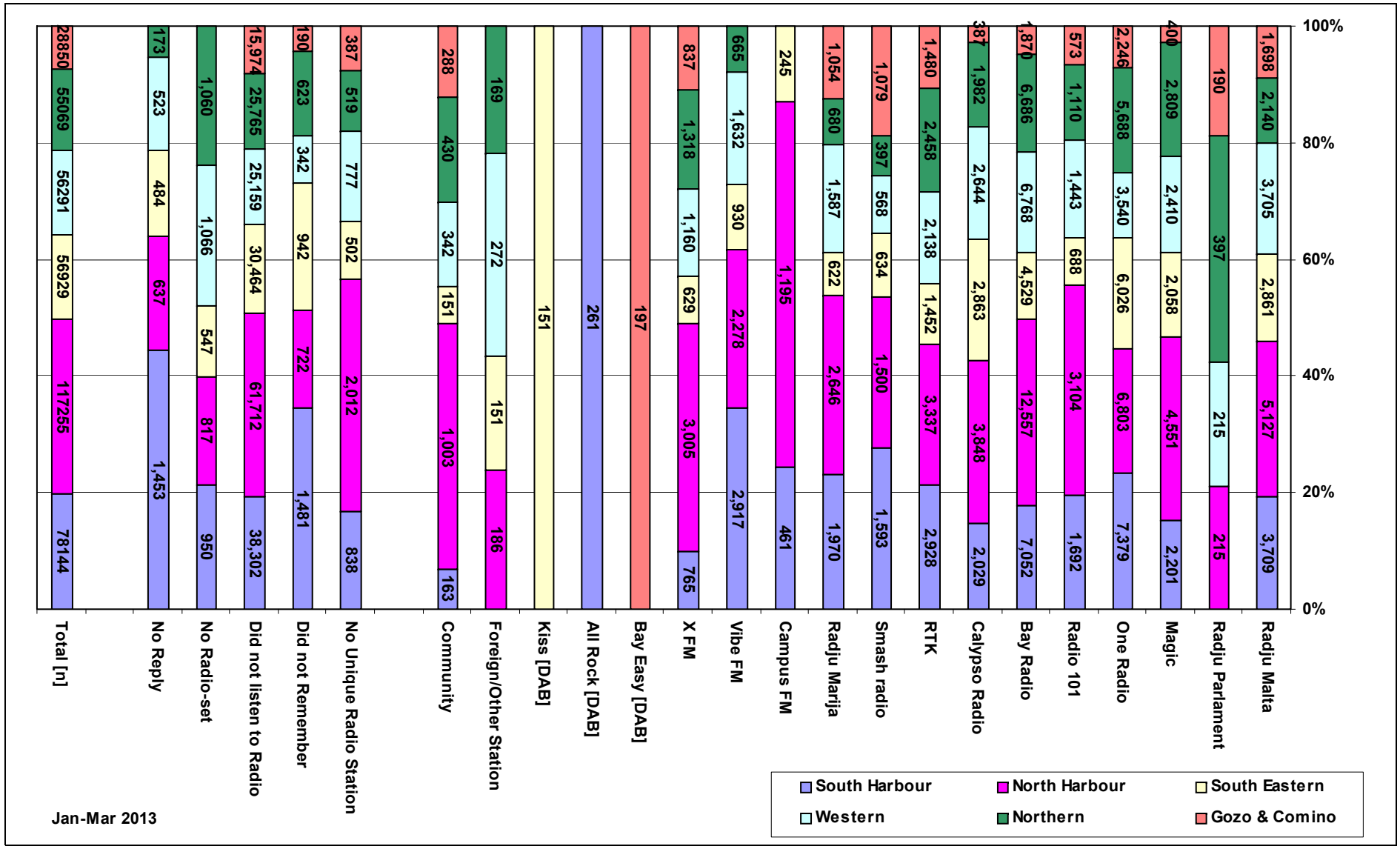

FIGURE 2.1.C[C]: RADIO CHANNEL REACH: BY DISTRICT [JAN-MAR 2013]
[Includes 2nd and 3rd Radio station]

TABLE 2.2.B: WEIGHTED RADIO STATION REACH: BY WEEKDAY AND BY MONTH [JAN-MAR 2013]

		WEEKDAY							MONTH		
	TOTAL	MON	TUE	WED	THU	FRI	SAT	SUN	JAN	FEB	MAR
Radju Malta	95	15	14	10	12	12	16	15	30	31	34
	4.9%	5.9%	5.3%	3.6%	4.3%	4.2%	5.5%	5.6%	4.4%	5.2%	5.1%
	100.0%	16.1%	15.2%	11.0%	13.0%	12.4%	16.5%	15.7%	31.5%	33.1%	35.4%
Radju Parlament	5	1	0	2	1	0	0	1	0	3	2
	.3%	.4%	0.0%	.7%	.4%	0.0%	0.0%	.3%	0.0%	.5%	.3%
	100.0%	21.1%	0.0%	39.8%	21.1%	0.0%	0.0%	17.9%	0.0%	57.7%	42.3%
Magic	71	8	13	12	12	12	11	3	25	20	26
	3.7%	3.0%	4.8%	4.3%	4.2%	4.3%	3.8%	1.1%	3.7%	3.4%	3.9%
	100.0%	10.8%	18.4%	17.5%	16.8%	17.1%	15.3%	4.1%	35.6%	28.4%	36.1%
One Radio	157	20	19	24	24	19	24	26	50	43	64
	8.1%	7.5%	6.9%	8.4%	8.5%	6.9%	8.5%	9.7%	7.4%	7.1%	9.7%
	100.0%	12.5%	12.1%	15.5%	15.5%	12.4%	15.5%	16.5%	32.2%	27.2%	40.6%
Radio 101	43	4	2	6	9	7	5	10	13	12	18
	2.2%	1.6%	.6%	2.1%	3.1%	2.3%	1.9%	3.7%	1.9%	2.0%	2.7%
	100.0%	9.9%	3.7%	14.3%	21.1%	15.6%	12.5%	22.8%	29.8%	28.8%	41.4%
Bay Radio	195	24	33	39	29	27	27	15	75	48	72
	10.1%	9.3%	11.9%	13.7%	10.3%	9.6%	9.6%	5.7%	11.0%	7.9%	11.0%
	100.0%	12.3%	16.7%	20.1%	15.1%	14.0%	14.1%	7.7%	38.6%	24.5%	36.9%
Calypso Radio	68	9	6	12	9	10	12	10	32	19	17
	3.5%	3.6%	2.1%	4.1%	3.2%	3.6%	4.3%	3.6%	4.7%	3.1%	2.7%
	100.0%	13.7%	8.4%	17.1%	13.3%	15.2%	18.2%	14.0%	47.2%	27.2%	25.6%
RTK	68	7	12	12	12	12	4	9	22	27	19
	3.5%	2.7%	4.3%	4.2%	4.2%	4.3%	1.5%	3.3%	3.2%	4.5%	2.9%
	100.0%	10.3%	17.4%	17.6%	17.4%	18.0%	6.4%	13.0%	32.1%	39.9%	27.9%
Smash Radio	29	6	3	5	4	5	4	1	13	10	6
	1.5%	2.1%	1.3%	1.7%	1.5%	1.8%	1.5%	.4%	1.9%	1.6%	.9%
	100.0%	19.4%	12.0%	17.1%	14.9%	18.1%	15.0%	3.6%	45.7%	34.1%	20.2%
Radju Marija	42	4	5	8	8	6	5	6	12	17	14
	2.2%	1.6%	1.9%	2.9%	2.7%	2.1%	1.8%	2.3%	1.7%	2.8%	2.1%
	100.0%	9.6%	11.9%	19.6%	18.4%	13.9%	11.9%	14.7%	28.0%	39.6%	32.4%
Campus FM	9	3	4	1	0	0	0	1	3	4	2
	.5%	1.2%	1.4%	.4%	0.0%	0.0%	0.0%	.5%	.4%	.7%	.3%
	100.0%	34.1%	39.6%	13.5%	0.0%	0.0%	0.0%	12.9%	29.8%	45.9%	24.3%
Vibe FM	42	4	8	5	10	6	5	3	25	7	10
	2.1%	1.4%	2.9%	1.7%	3.5%	2.3%	1.9%	1.3%	3.6%	1.1%	1.6%
	100.0%	8.9%	18.8%	12.0%	23.7%	15.5%	13.1%	8.0%	59.1%	15.8%	25.1%
X FM	38	8	1	6	6	10	4	3	17	11	10
	2.0%	3.2%	.5%	2.2%	2.0%	3.6%	1.2%	1.2%	2.4%	1.8%	1.6%
	100.0%	21.5%	3.3%	16.2%	15.0%	26.6%	9.2%	8.2%	43.8%	29.1%	27.1%
Bay Easy	1	0	0	0	0	1	0	0	0	1	0
	.1%	0.0%	0.0%	0.0%	0.0%	.3%	0.0%	0.0%	0.0%	.2%	0.0%
	100.0%	0.0%	0.0%	0.0%	0.0%	100.0%	0.0%	0.0%	0.0%	100.0%	0.0%
Bay Retro	0	0	0	0	0	0	0	0	0	0	0
	0.0%	0.0%	0.0%	0.0%	0.0%	0.0%	0.0%	0.0%	0.0%	0.0%	0.0%
	0.0%	0.0%	0.0%	0.0%	0.0%	0.0%	0.0%	0.0%	0.0%	0.0%	0.0%
All Rock	1	0	0	0	0	1	0	0	1	0	0
	.1%	0.0%	0.0%	0.0%	0.0%	.5%	0.0%	0.0%	.2%	0.0%	0.0%
	100.0%	0.0%	0.0%	0.0%	0.0%	100.0%	0.0%	0.0%	100.0%	0.0%	0.0%
All R&B	0	0	0	0	0	0	0	0	0	0	0
	0.0%	0.0%	0.0%	0.0%	0.0%	0.0%	0.0%	0.0%	0.0%	0.0%	0.0%
	0.0%	0.0%	0.0%	0.0%	0.0%	0.0%	0.0%	0.0%	0.0%	0.0%	0.0%
Kiss	1	0	0	0	0	0	0	1	0	1	0
	.0%	0.0%	0.0%	0.0%	0.0%	0.0%	0.0%	.3%	0.0%	.1%	0.0%
	100.0%	0.0%	0.0%	0.0%	0.0%	0.0%	0.0%	100.0%	0.0%	100.0%	0.0%
Foreign/Other Station	4	0	0	2	0	0	0	2	0	2	2
	.2%	0.0%	0.0%	.8%	0.0%	0.0%	0.0%	.6%	0.0%	.4%	.2%
	100.0%	0.0%	0.0%	56.7%	0.0%	0.0%	0.0%	43.3%	0.0%	58.9%	41.1%
Community	12	2	2	2	1	1	2	2	6	4	2
	.6%	.6%	.7%	.5%	.3%	.5%	.7%	.9%	.9%	.7%	.2%
	100.0%	13.4%	16.4%	12.9%	7.8%	11.8%	16.9%	20.8%	51.5%	34.8%	13.6%
No Unique Station	25	3	3	1	6	4	6	3	6	7	12
	1.3%	1.0%	.9%	.3%	2.1%	1.6%	2.0%	.9%	.9%	1.1%	1.9%
	100.0%	10.7%	10.1%	3.7%	24.1%	18.0%	23.3%	10.1%	24.1%	27.1%	48.8%
Did Not Remember	21	3	4	0	1	1	7	7	7	8	7
	1.1%	1.0%	1.3%	0.0%	.3%	.3%	2.3%	2.6%	1.0%	1.2%	1.1%
	100.0%	12.1%	17.2%	0.0%	3.8%	3.8%	30.7%	32.4%	30.9%	35.3%	33.8%
Did not Listen to Radio	975	137	142	131	136	143	145	142	330	321	325
	50.3%	52.8%	52.0%	45.5%	47.6%	50.4%	50.8%	53.4%	48.3%	53.2%	49.7%
	100.0%	14.0%	14.5%	13.4%	13.9%	14.7%	14.9%	14.5%	33.8%	32.9%	33.3%
No Radio-set	22	1	3	4	3	3	7	3	7	7	8
	1.1%	.3%	1.0%	1.3%	.9%	1.0%	2.4%	.9%	1.0%	1.2%	1.2%
	100.0%	3.8%	12.6%	16.6%	12.1%	12.5%	30.9%	11.5%	32.5%	32.8%	34.7%

2.2.B: CONT /…

	TOTAL	WEEKDAY							MONTH		
		MON	TUE	WED	THU	FRI	SAT	SUN	OCT	NOV	DEC
No Reply	16	2	1	4	3	1	1	4	9	2	5
	.8%	.7%	.3%	1.5%	.9%	.5%	.3%	1.7%	1.4%	.3%	.8%
	100.0%	10.5%	5.0%	27.2%	16.5%	8.4%	5.0%	27.3%	58.8%	10.8%	30.4%
Total	1940	259	273	287	285	284	286	266	683	603	653
	100.0%	100.0%	100.0%	100.0%	100.0%	100.0%	100.0%	100.0%	100.0%	100.0%	100.0%
	100.0%	13.4%	14.1%	14.8%	14.7%	14.6%	14.7%	13.7%	35.2%	31.1%	33.7%

[Count; Col %; Row %] - [Base: No of Consumers]
[Includes 2nd and 3rd Radio station]
[Channel Reach = The number of people tuning to a radio station irrespective of the time that they stayed tuned-in]
Weighted Table Totals may not tally due to weighting and rounding off

TABLE 2.2.C: POPULATION RADIO STATION REACH: BY WEEKDAY AND BY MONTH [JAN-MAR 2013]

		WEEKDAY							MONTH		
	TOTAL	MON	TUE	WED	THU	FRI	SAT	SUN	OCT	NOV	DEC
Radju Malta	19,240	3,107	2,925	2,115	2,502	2,388	3,176	3,027	6,066	6,370	6,804
	4.9%	5.9%	5.3%	3.6%	4.3%	4.2%	5.5%	5.6%	4.4%	5.2%	5.1%
	100.0%	16.1%	15.2%	11.0%	13.0%	12.4%	16.5%	15.7%	31.5%	33.1%	35.4%
Radju Parlament	1,017	215	0	405	215	0	0	182	0	587	430
	.3%	.4%	0.0%	.7%	.4%	0.0%	0.0%	.3%	0.0%	.5%	.3%
	100.0%	21.1%	0.0%	39.8%	21.1%	0.0%	0.0%	17.9%	0.0%	57.7%	42.3%
Magic	14,429	1,557	2,652	2,519	2,425	2,473	2,205	598	5,131	4,095	5,203
	3.7%	3.0%	4.8%	4.3%	4.2%	4.3%	3.8%	1.1%	3.7%	3.4%	3.9%
	100.0%	10.8%	18.4%	17.5%	16.8%	17.1%	15.3%	4.1%	35.6%	28.4%	36.1%
One Radio	31,682	3,956	3,837	4,904	4,913	3,937	4,908	5,227	10,212	8,618	12,852
	8.1%	7.5%	6.9%	8.4%	8.5%	6.9%	8.5%	9.7%	7.4%	7.1%	9.7%
	100.0%	12.5%	12.1%	15.5%	15.5%	12.4%	15.5%	16.5%	32.2%	27.2%	40.6%
Radio 101	8,610	854	320	1,235	1,813	1,345	1,077	1,966	2,564	2,480	3,566
	2.2%	1.6%	.6%	2.1%	3.1%	2.3%	1.9%	3.7%	1.9%	2.0%	2.7%
	100.0%	9.9%	3.7%	14.3%	21.1%	15.6%	12.5%	22.8%	29.8%	28.8%	41.4%
Bay Radio	39,462	4,848	6,580	7,935	5,957	5,534	5,553	3,055	15,246	9,652	14,564
	10.1%	9.3%	11.9%	13.7%	10.3%	9.6%	9.6%	5.7%	11.0%	7.9%	11.0%
	100.0%	12.3%	16.7%	20.1%	15.1%	14.0%	14.1%	7.7%	38.6%	24.5%	36.9%
Calypso Radio	13,753	1,891	1,149	2,358	1,836	2,089	2,499	1,931	6,488	3,747	3,518
	3.5%	3.6%	2.1%	4.1%	3.2%	3.6%	4.3%	3.6%	4.7%	3.1%	2.7%
	100.0%	13.7%	8.4%	17.1%	13.3%	15.2%	18.2%	14.0%	47.2%	27.2%	25.6%
RTK	13,793	1,416	2,397	2,426	2,400	2,480	884	1,790	4,433	5,509	3,851
	3.5%	2.7%	4.3%	4.2%	4.2%	4.3%	1.5%	3.3%	3.2%	4.5%	2.9%
	100.0%	10.3%	17.4%	17.6%	17.4%	18.0%	6.4%	13.0%	32.1%	39.9%	27.9%
Smash Radio	5,771	1,121	691	986	858	1,043	867	205	2,635	1,970	1,166
	1.5%	2.1%	1.3%	1.7%	1.5%	1.8%	1.5%	.4%	1.9%	1.6%	.9%
	100.0%	19.4%	12.0%	17.1%	14.9%	18.1%	15.0%	3.6%	45.7%	34.1%	20.2%
Radju Marija	8,559	823	1,022	1,676	1,572	1,187	1,021	1,258	2,394	3,393	2,772
	2.2%	1.6%	1.9%	2.9%	2.7%	2.1%	1.8%	2.3%	1.7%	2.8%	2.1%
	100.0%	9.6%	11.9%	19.6%	18.4%	13.9%	11.9%	14.7%	28.0%	39.6%	32.4%
Campus FM	1,901	648	752	256	0	0	0	245	566	873	462
	.5%	1.2%	1.4%	.4%	0.0%	0.0%	0.0%	.5%	.4%	.7%	.3%
	100.0%	34.1%	39.6%	13.5%	0.0%	0.0%	0.0%	12.9%	29.8%	45.9%	24.3%
Vibe FM	8,422	751	1,581	1,010	1,995	1,302	1,107	676	4,977	1,331	2,114
	2.1%	1.4%	2.9%	1.7%	3.5%	2.3%	1.9%	1.3%	3.6%	1.1%	1.6%
	100.0%	8.9%	18.8%	12.0%	23.7%	15.5%	13.1%	8.0%	59.1%	15.8%	25.1%
X FM	7,714	1,656	256	1,251	1,154	2,052	712	633	3,381	2,245	2,088
	2.0%	3.2%	.5%	2.2%	2.0%	3.6%	1.2%	1.2%	2.4%	1.8%	1.6%
	100.0%	21.5%	3.3%	16.2%	15.0%	26.6%	9.2%	8.2%	43.8%	29.1%	27.1%
Bay Easy	197	0	0	0	0	197	0	0	0	197	0
	.1%	0.0%	0.0%	0.0%	0.0%	.3%	0.0%	0.0%	0.0%	.2%	0.0%
	100.0%	0.0%	0.0%	0.0%	0.0%	100.0%	0.0%	0.0%	0.0%	100.0%	0.0%
Bay Retro	0	0	0	0	0	0	0	0	0	0	0
	0.0%	0.0%	0.0%	0.0%	0.0%	0.0%	0.0%	0.0%	0.0%	0.0%	0.0%
	0.0%	0.0%	0.0%	0.0%	0.0%	0.0%	0.0%	0.0%	0.0%	0.0%	0.0%
All Rock	261	0	0	0	0	261	0	0	261	0	0
	.1%	0.0%	0.0%	0.0%	0.0%	.5%	0.0%	0.0%	.2%	0.0%	0.0%
	100.0%	0.0%	0.0%	0.0%	0.0%	100.0%	0.0%	0.0%	100.0%	0.0%	0.0%
All R&B	0	0	0	0	0	0	0	0	0	0	0
	0.0%	0.0%	0.0%	0.0%	0.0%	0.0%	0.0%	0.0%	0.0%	0.0%	0.0%
	0.0%	0.0%	0.0%	0.0%	0.0%	0.0%	0.0%	0.0%	0.0%	0.0%	0.0%
Kiss	151	0	0	0	0	0	0	151	0	151	0
	.0%	0.0%	0.0%	0.0%	0.0%	0.0%	0.0%	.3%	0.0%	.1%	0.0%
	100.0%	0.0%	0.0%	0.0%	0.0%	0.0%	0.0%	100.0%	0.0%	100.0%	0.0%
Foreign/Other Station	778	0	0	441	0	0	0	337	0	458	320
	.2%	0.0%	0.0%	.8%	0.0%	0.0%	0.0%	.6%	0.0%	.4%	.2%
	100.0%	0.0%	0.0%	56.7%	0.0%	0.0%	0.0%	43.3%	0.0%	58.9%	41.1%
Community	2,377	319	390	306	186	281	401	494	1,225	828	324
	.6%	.6%	.7%	.5%	.3%	.5%	.7%	.9%	.9%	.7%	.2%
	100.0%	13.4%	16.4%	12.9%	7.8%	11.8%	16.9%	20.8%	51.5%	34.8%	13.6%
No Unique Station	5,035	541	508	186	1,211	906	1,175	508	1,214	1,366	2,455
	1.3%	1.0%	.9%	.3%	2.1%	1.6%	2.0%	.9%	.9%	1.1%	1.9%
	100.0%	10.7%	10.1%	3.7%	24.1%	18.0%	23.3%	10.1%	24.1%	27.1%	48.8%
Did Not Remember	4,300	520	741	0	163	163	1,318	1,395	1,330	1,518	1,452
	1.1%	1.0%	1.3%	0.0%	.3%	.3%	2.3%	2.6%	1.0%	1.2%	1.1%
	100.0%	12.1%	17.2%	0.0%	3.8%	3.8%	30.7%	32.4%	30.9%	35.3%	33.8%
Did not Listen to Radio	197,376	27,671	28,714	26,416	27,486	28,960	29,413	28,716	66,767	64,925	65,684
	50.3%	52.8%	52.0%	45.5%	47.6%	50.4%	50.8%	53.4%	48.3%	53.2%	49.7%
	100.0%	14.0%	14.5%	13.4%	13.9%	14.7%	14.9%	14.5%	33.8%	32.9%	33.3%
No Radio-set	4,440	169	560	739	539	553	1,370	510	1,441	1,457	1,542
	1.1%	.3%	1.0%	1.3%	.9%	1.0%	2.4%	.9%	1.0%	1.2%	1.2%
	100.0%	3.8%	12.6%	16.6%	12.1%	12.5%	30.9%	11.5%	32.5%	32.8%	34.7%

2.2.c: Cont /…

	Total	Weekday							Month		
		Mon	Tue	Wed	Thu	Fri	Sat	Sun	Oct	Nov	Dec
No Reply	3,270	344	162	891	541	276	163	893	1,922	354	994
	.8%	.7%	.3%	1.5%	.9%	.5%	.3%	1.7%	1.4%	.3%	.8%
	100.0%	10.5%	5.0%	27.2%	16.5%	8.4%	5.0%	27.3%	58.8%	10.8%	30.4%
Total [n]	392,538	52,407	55,237	58,055	57,766	57,427	57,849	53,797	138,253	122,124	132,161
	100.0%	100.0%	100.0%	100.0%	100.0%	100.0%	100.0%	100.0%	100.0%	100.0%	100.0%
	100.0%	13.4%	14.1%	14.8%	14.7%	14.6%	14.7%	13.7%	35.2%	31.1%	33.7%

[Count; Col %; Row %] - [Base: No of Consumers]
[Includes 2nd and 3rd Radio station]
[Channel Reach = The number of people tuning to a radio station irrespective of the time that they stayed tuned-in]
Weighted Table Totals may not tally due to weighting and rounding off

3. Radio Audiences

Table 3.1.b/c: Weighted Radio Weekday-averge Audience Share [Jan-Mar 2013]

%	Radju Malta	Radju Parlament 106.6	Magic Radio	ONE radio	Radio 101	Bay radio	Calypso radio	RTK	Smash radio	Radju Marija	Campus FM	Vibe FM	X FM	Bay Easy	All Rock	Kiss	Foreign/Other Station	Community	Highest
Monday	0.434	0.009	0.133	**0.783**	**0.366**	0.513	0.580	0.224	0.197	0.103	0.067	**0.249**	0.167	0.000	0.000	0.000	0.000	0.087	**0.783**
Tuesday	0.361	0.000	0.377	0.799	0.146	**1.316**	0.313	0.500	0.158	0.219	**0.204**	0.208	0.040	0.000	0.000	0.000	0.000	0.057	**1.316**
Wednesday	0.309	**0.024**	0.442	**1.666**	0.144	**1.453**	0.810	0.577	0.180	0.242	0.039	0.097	0.100	0.000	0.000	0.000	**0.174**	0.018	**1.666**
Thursday	**0.723**	0.017	0.411	1.194	0.229	**1.437**	0.619	**0.621**	**0.287**	0.173	0.000	0.241	**0.346**	0.000	0.000	0.000	0.000	0.014	**1.437**
Friday	0.594	0.000	0.437	**1.026**	0.161	0.761	0.748	0.268	0.279	**0.604**	0.000	0.161	0.239	**0.030**	**0.060**	0.000	0.000	0.011	**1.026**
Saturday	0.444	0.000	**0.539**	**1.171**	0.147	0.720	**0.911**	0.186	0.148	0.070	0.000	0.082	0.052	0.000	0.000	0.000	0.000	**0.231**	**1.171**
Sunday	0.499	0.007	0.325	**0.879**	0.260	0.378	0.585	0.305	0.008	0.229	0.010	0.045	0.089	0.000	0.000	**0.024**	0.058	0.103	**0.879**
Mon-Sun	0.481	0.008	0.385	**1.080**	0.205	0.948	0.655	0.385	0.180	0.236	0.045	0.154	0.147	0.004	0.009	0.003	0.034	0.074	**1.080**
Highest	**0.723**	**0.024**	**0.539**	**1.666**	**0.366**	**1.453**	**0.911**	**0.621**	**0.287**	**0.604**	**0.204**	**0.249**	**0.346**	**0.030**	**0.060**	**0.024**	**0.174**	**0.231**	

Table 3.1.c: Population Radio Weekday-averge Audience Share [Jan-Mar 2013]

N	Radju Malta	Radju Parlament 106.6	Magic Radio	ONE radio	Radio 101	Bay radio	Calypso radio	RTK	Smash radio	Radju Marija	Campus FM	Vibe FM	X FM	Bay Easy	All Rock	Kiss	Foreign/Other Station	Community	Highest
Monday	1,408	30	430	**2,542**	**1,188**	1,664	1,884	728	640	334	217	807	543	0	0	0	0	283	**2,542**
Tuesday	1,347	0	1,407	2,983	543	**4,912**	1,168	1,866	590	819	**760**	776	148	0	0	0	0	213	**4,912**
Wednesday	1,153	**89**	1,648	**6,219**	539	**5,423**	3,024	2,154	672	904	146	361	373	0	0	0	**649**	67	**6,219**
Thursday	**2,697**	62	1,535	4,457	854	**5,364**	2,309	**2,318**	**1,073**	644	0	**898**	**1,293**	0	0	0	0	54	**5,364**
Friday	2,216	0	1,630	**3,829**	599	2,840	2,794	1,001	1,040	**2,254**	0	602	892	**113**	**224**	0	0	40	**3,829**
Saturday	1,657	0	**2,012**	**4,372**	547	2,687	**3,400**	693	554	262	0	306	194	0	0	0	0	**862**	**4,372**
Sunday	1,864	27	1,215	**3,281**	971	1,412	2,183	1,137	31	855	36	166	333	0	0	**90**	218	383	**3,281**
Mon-Sun	1,795	30	1,436	**4,031**	765	3,538	2,444	1,437	673	881	169	573	551	16	33	13	125	278	**4,031**
Highest	**2,697**	**89**	**2,012**	**6,219**	**1,188**	**5,423**	**3,400**	**2,318**	**1,073**	**2,254**	**760**	**898**	**1,293**	**113**	**224**	**90**	**649**	**862**	

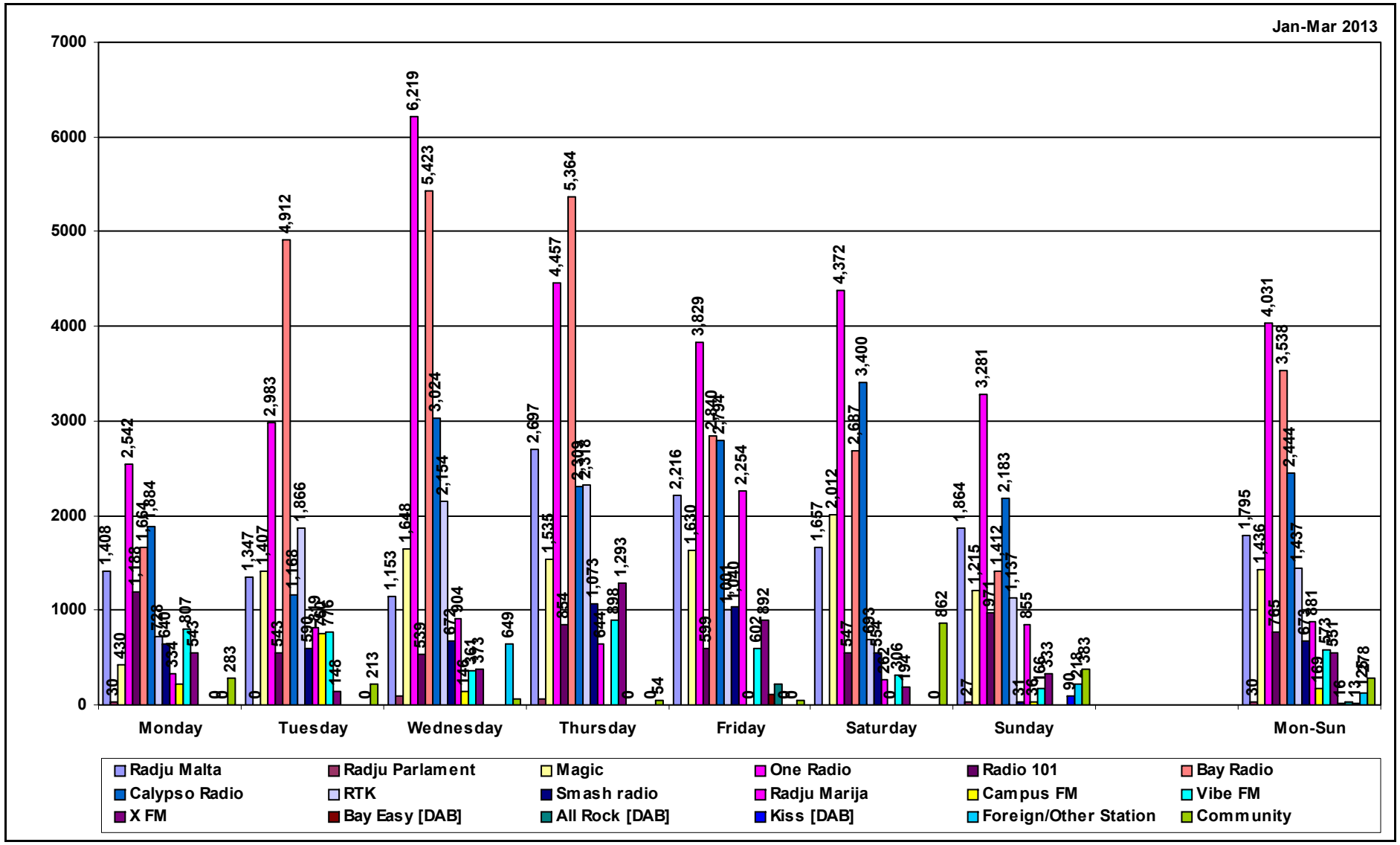

FIGURE 3.1.C: POPULATION RADIO WEEKDAY-AVERGE AUDIENCE SHARE [JAN-MAR 2013]

TABLE 3.2.B: WEIGHTED RADIO WEEKDAY PEAK AUDIENCES [JAN-MAR 2013]

%	RADJU MALTA	RADJU PARLAMENT 106.6	MAGIC RADIO	ONE RADIO	RADIO 101	BAY RADIO	CALYPSO RADIO	RTK	SMASH RADIO	RADJU MARIJA	CAMPUS FM	VIBE FM	X FM	BAY EASY	ALL ROCK	KISS	FOREIGN/OTHER STATION	COMMUNITY	HIGHEST
Monday	3.516	0.437	1.098	2.741	1.430	3.132	2.914	1.151	1.910	0.417	0.940	1.049	0.661	0.000	0.000	0.000	0.000	0.649	3.516
Tuesday	2.067	0.000	1.661	2.799	0.593	4.265	1.190	1.564	0.901	1.170	0.725	0.947	0.475	0.000	0.000	0.000	0.000	0.399	4.265
Wednesday	1.173	0.744	1.901	3.561	0.643	4.977	2.038	2.013	0.465	1.078	0.470	0.516	0.553	0.000	0.000	0.000	0.810	0.298	4.977
Thursday	2.299	0.398	2.251	4.433	0.834	4.268	1.670	1.931	1.076	0.915	0.000	1.032	1.624	0.000	0.000	0.000	0.000	0.344	4.433
Friday	2.811	0.000	1.633	3.675	0.675	1.886	2.702	1.840	1.576	1.277	0.000	1.019	0.973	0.362	0.480	0.000	0.000	0.517	3.675
Saturday	2.959	0.000	1.642	4.779	0.767	3.221	2.692	0.995	1.250	0.345	0.000	0.474	0.501	0.000	0.000	0.000	0.000	0.728	4.779
Sunday	3.290	0.349	0.833	2.934	2.026	2.415	1.678	1.310	0.393	1.438	0.469	0.500	1.212	0.000	0.000	0.289	0.645	0.601	3.290
Highest	**3.516**	**0.744**	**2.251**	**4.779**	**2.026**	**4.977**	**2.914**	**2.013**	**1.910**	**1.438**	**0.940**	**1.049**	**1.624**	**0.362**	**0.480**	**0.289**	**0.810**	**0.728**	

TABLE 3.2.C: POPULATION RADIO WEEKDAY PEAK AUDIENCES [JAN-MAR 2013]

N	RADJU MALTA	RADJU PARLAMENT 106.6	MAGIC RADIO	ONE RADIO	RADIO 101	BAY RADIO	CALYPSO RADIO	RTK	SMASH RADIO	RADJU MARIJA	CAMPUS FM	VIBE FM	X FM	BAY EASY	ALL ROCK	KISS	FOREIGN/OTHER STATION	COMMUNITY	HIGHEST
Monday	11,410	1,419	3,564	8,896	4,639	10,163	9,457	3,735	6,197	1,353	3,049	3,405	2,145	0	0	0	0	2,105	11,410
Tuesday	7,715	0	6,200	10,448	2,214	15,921	4,442	5,840	3,363	4,366	2,705	3,536	1,771	0	0	0	0	1,488	15,921
Wednesday	4,380	2,776	7,095	13,292	2,399	18,577	7,609	7,513	1,734	4,024	1,755	1,926	2,063	0	0	0	3,023	1,111	18,577
Thursday	8,581	1,484	8,401	16,547	3,113	15,933	6,234	7,207	4,018	3,417	0	3,852	6,061	0	0	0	0	1,284	16,547
Friday	10,492	0	6,097	13,719	2,520	7,038	10,087	6,866	5,885	4,765	0	3,804	3,632	1,353	1,792	0	0	1,929	13,719
Saturday	11,045	0	6,130	17,839	2,861	12,022	10,049	3,716	4,665	1,288	0	1,770	1,871	0	0	0	0	2,719	17,839
Sunday	12,281	1,301	3,110	10,951	7,563	9,014	6,262	4,889	1,465	5,368	1,751	1,866	4,525	0	0	1,079	2,409	2,245	12,281
Highest	**12,281**	**2,776**	**8,401**	**17,839**	**7,563**	**18,577**	**10,087**	**7,513**	**6,197**	**5,368**	**3,049**	**3,852**	**6,061**	**1,353**	**1,792**	**1,079**	**3,023**	**2,719**	

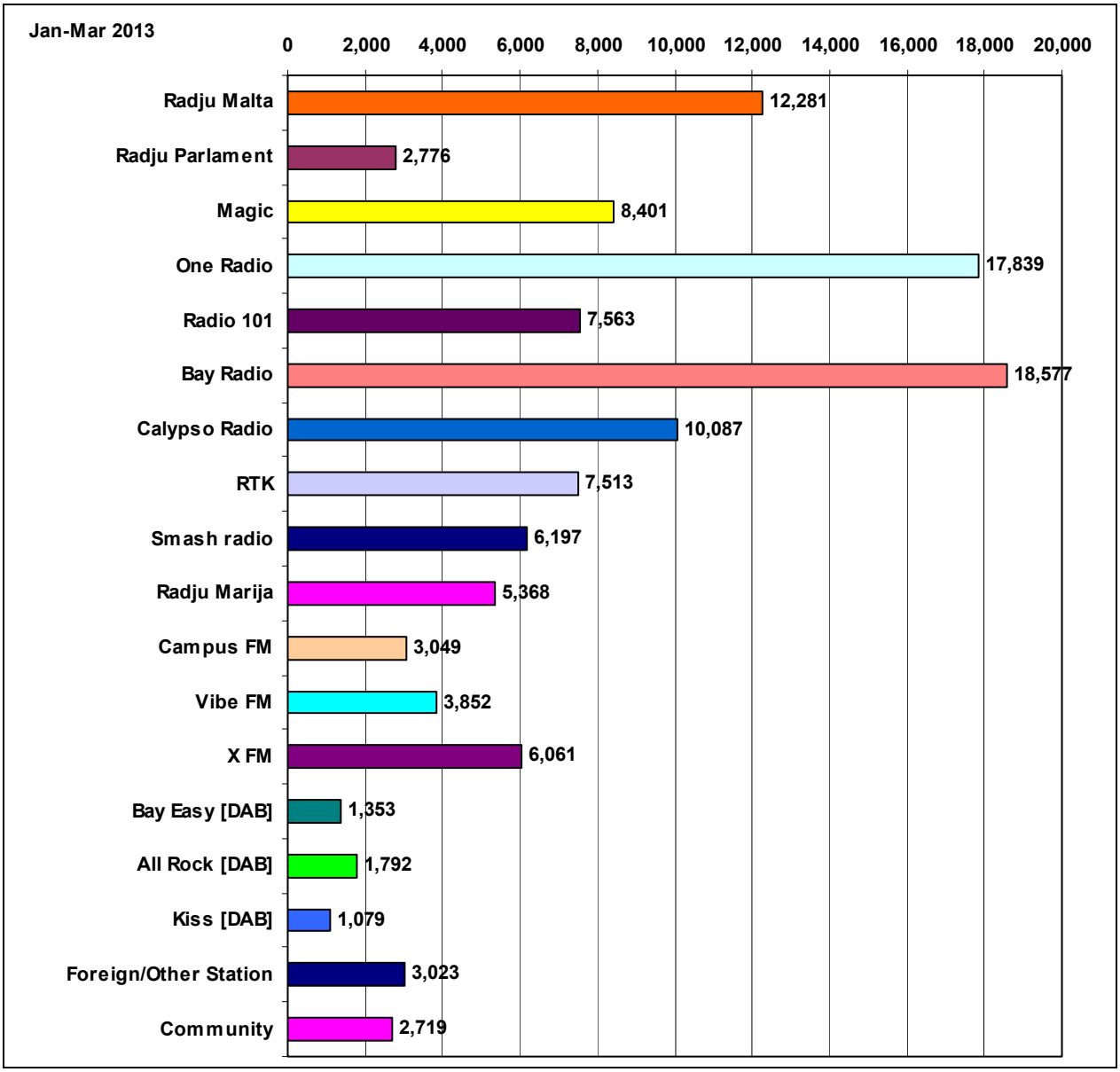

FIGURE 3.2.C: POPULATION RADIO WEEKDAY PEAK AUDIENCES [JAN-MAR 2013]

TABLE 3.3.B1: RADIO AUDIENCES – MONDAY

	RADJU MALTA	RADJU PARLAMENT	MAGIC RADIO	ONE RADIO	RADIO 101	BAY RADIO	CALYPSO RADIO	RTK	SMASH RADIO	RADJU MARIJA	CAMPUS FM	VIBE FM	XFM	BAY EASY	ALL ROCK	KISS	FOREIGN/OTHER STATION	COMMUNITY	NONE	TOTAL
M'NGHT	0	0	0	0.378	0	0	0	0	0	0	0	0	0	0	0	0	0	0	99.62	100
0:30	0	0	0	0.378	0	0	0	0	0	0	0	0	0	0	0	0	0	0	99.62	100
1:00	0	0	0	0.378	0	0	0	0	0	0	0	0	0	0	0	0	0	0	99.62	100
1:30	0	0	0	0.378	0	0	0	0	0	0	0	0	0	0	0	0	0	0	99.62	100
2:00	0	0	0	0	0	0	0	0	0	0	0	0	0	0	0	0	0	0	100	100
2:30	0	0	0	0	0	0	0	0	0	0	0	0	0	0	0	0	0	0	100	100
3:00	0	0	0	0	0	0	0	0	0	0	0	0	0	0	0	0	0	0	100	100
3:30	0	0	0	0	0	0	0	0	0	0	0	0	0	0	0	0	0	0	100	100
4:00	0	0	0	0	0	0	0	0	0	0	0	0	0	0	0	0	0	0	100	100
4:30	0	0	0	0	0	0	0	0	0	0	0	0	0	0	0	0	0	0	100	100
5:00	0	0	0	0	0	0.612	0	0	0	0.417	0	0	0.439	0	0	0	0	0	98.53	100
5:30	0	0	0	0	0	0.612	0	0	0	0.417	0	0	0.439	0	0	0	0	0	98.53	100
6:00	0.561	0	0	0.807	0.663	0.952	1.009	0.331	0	0.417	0	0	0	0	0	0	0	0	95.26	100
6:30	0.561	0	0	0.807	0.663	0.515	1.009	0.331	0	0.417	0	0	0	0	0	0	0	0	95.70	100
7:00	0.736	0	0.344	0.673	0.356	2.552	1.887	0.637	0.942	0.417	0	0.478	0.602	0	0	0	0	0	90.38	100
7:30	0.368	0	0.344	0.673	0.356	3.132	1.326	0.637	0.515	0.417	0	0	0.561	0	0	0	0	0	91.67	100
8:00	1.066	0	0	1.293	0.356	0.531	1.326	0.637	1.91	0.417	0.757	0.612	0.533	0	0	0	0	0	90.56	100
8:30	0.329	0	0.533	1.293	0.356	0.531	1.682	0.344	1.395	0	0.94	0.612	0.533	0	0	0	0	0.293	91.16	100
9:00	2.4	0	0	1.576	0.356	1.411	2.253	0.344	1.395	0	0.378	0.612	0.533	0	0	0	0	0.649	88.09	100
9:30	2.756	0	0	1.576	0.356	1.029	2.253	0	1.395	0	0.378	0.612	0.533	0	0	0	0	0.649	88.46	100
10:00	3.516	0	0.515	2.148	0.663	1.466	2.914	0	0.958	0	0.378	0.612	0.533	0	0	0	0	0.649	85.65	100
10:30	3.16	0	0.515	1.977	0.663	1.029	2.914	0	0.958	0	0.378	1.049	0.533	0	0	0	0	0.649	86.17	100
11:00	2.522	0	0.515	1.245	0.663	0.938	2.914	0	0	0.356	0	0.612	0.533	0	0	0	0	0.649	89.05	100
11:30	2.121	0	0.515	1.245	0.663	0.938	2.914	0	0	0.356	0	0.612	0.533	0	0	0	0	0.649	89.46	100
NOON	0	0	0	0.952	0.663	1.55	1.043	0	0	0	0	0.612	0.533	0	0	0	0	0	94.65	100
0:30	0	0	0	1.33	0.663	1.11	1.043	0	0	0	0	0.612	0.533	0	0	0	0	0	94.71	100
1:00	0	0	0.307	1.7	0.992	1.11	0.344	0	0	0	0	0.612	0	0	0	0	0	0	94.93	100
1:30	0	0	0	2.052	0.992	1.11	0.344	0	0	0	0	0.612	0	0	0	0	0	0	94.89	100
2:00	0	0	0.437	1.33	1.43	0.498	0.344	0	0	0	0	0.612	0	0	0	0	0	0	95.35	100
2:30	0	0	1.098	0.974	0.992	0.498	0.344	0	0	0	0	0.612	0	0	0	0	0	0	95.48	100
3:00	0	0	0.437	1.411	0.663	0.498	0	0	0	0	0	0.612	0	0	0	0	0	0	96.38	100
3:30	0	0	0.437	1.411	0.663	0.498	0	0	0	0	0	0.612	0	0	0	0	0	0	96.38	100
4:00	0	0	0	2.741	0.663	0	0	0	0	0	0	0.612	0.661	0	0	0	0	0	95.32	100
4:30	0	0	0	2.741	0.663	0	0	0	0	0	0	0.612	0	0	0	0	0	0	95.98	100
5:00	0	0	0	0.966	0.307	0	0	0.795	0	0	0	0	0	0	0	0	0	0	97.93	100
5:30	0	0	0.37	0.966	0.307	0	0	0.795	0	0	0	0	0	0	0	0	0	0	97.56	100
6:00	0	0	0	0.622	0.307	0.877	0	1.151	0	0.329	0	0	0	0	0	0	0	0	96.71	100
6:30	0.368	0.437	0	0.622	0.307	0.612	0	1.151	0	0.329	0	0	0	0	0	0	0	0	96.17	100
7:00	0.368	0	0	0.293	0.307	0	0	1.117	0	0.329	0	0	0	0	0	0	0	0	97.59	100
7:30	0	0	0	0.293	0.307	0	0	0.417	0	0.329	0	0	0	0	0	0	0	0	98.65	100
8:00	0	0	0	0	0.307	0	0	0.417	0	0	0	0	0	0	0	0	0	0	99.28	100
8:30	0	0	0	0	0.307	0	0	0.417	0	0	0	0	0	0	0	0	0	0	99.28	100
9:00	0	0	0	0	0.307	0	0	0.417	0	0	0	0	0	0	0	0	0	0	99.28	100
9:30	0	0	0	0	0.307	0	0	0.417	0	0	0	0	0	0	0	0	0	0	99.28	100
10:00	0	0	0	0.37	0	0	0	0.417	0	0	0	0	0	0	0	0	0	0	99.21	100
10:30	0	0	0	0	0	0	0	0	0	0	0	0	0	0	0	0	0	0	100	100
11:00	0	0	0	0	0	0	0	0	0	0	0	0	0	0	0	0	0	0	100	100
11:30	0	0	0	0	0	0	0	0	0	0	0	0	0	0	0	0	0	0	100	100

avg.	0.43	0.01	0.13	0.78	0.37	0.51	0.58	0.22	0.20	0.10	0.07	0.25	0.17	0.00	0.00	0.00	0.00	0.09	96.09
max.	3.52	0.44	1.10	2.74	1.43	3.13	2.91	1.15	1.91	0.42	0.94	1.05	0.66	0.00	0.00	0.00	0.00	0.65	100.00
σ.	0.93	0.06	0.24	0.77	0.34	0.69	0.95	0.34	0.48	0.17	0.20	0.32	0.25	0.00	0.00	0.00	0.00	0.22	4.14

TABLE 3.3.B2: RADIO AUDIENCES – TUESDAY

	RADJU MALTA	RADJU PARLAMENT	MAGIC RADIO	ONE RADIO	RADIO 101	BAY RADIO	CALYPSO RADIO	RTK	SMASH RADIO	RADJU MARIJA	CAMPUS FM	VIBE FM	XFM	BAY EASY	ALL ROCK	KISS	FOREIGN/OTHER STATION	COMMUNITY	NONE	TOTAL
M'NGHT	0	0	0	0	0	0	0	0	0	0	0	0	0	0	0	0	0	0	100	100
0:30	0	0	0	0	0	0	0	0	0	0	0	0	0	0	0	0	0	0	100	100
1:00	0	0	0	0	0	0	0	0	0	0	0	0	0	0	0	0	0	0	100	100
1:30	0	0	0	0	0	0	0	0	0	0	0	0	0	0	0	0	0	0	100	100
2:00	0	0	0	0	0	0	0	0	0	0	0	0	0	0	0	0	0	0	100	100
2:30	0	0	0	0	0	0	0	0	0	0	0	0	0	0	0	0	0	0	100	100
3:00	0	0	0	0	0	0	0	0	0	0	0	0	0	0	0	0	0	0	100	100
3:30	0	0	0	0	0	0	0	0	0	0	0	0	0	0	0	0	0	0	100	100
4:00	0	0	0	0	0	0	0	0	0	0	0	0	0	0	0	0	0	0	100	100
4:30	0	0	0	0	0	0	0	0	0	0	0	0	0	0	0	0	0	0	100	100
5:00	0	0	0	0	0	0	0	0.324	0	0	0	0	0	0	0	0	0	0	99.68	100
5:30	0	0	0	0	0	0.484	0	0.324	0	0	0	0	0	0	0	0	0	0	99.19	100
6:00	0	0	0.313	0.71	0	0.821	0	0.504	0	0	0	0	0	0	0	0	0	0	97.65	100
6:30	0	0	0	0.365	0	0.919	0	0.504	0	0	0	0	0	0	0	0	0	0.399	97.81	100
7:00	0.345	0	0.504	0.69	0	1.711	0	0.634	0	0.3	0	0.552	0	0	0	0	0	0.399	94.87	100
7:30	0.345	0	0	1.01	0	1.487	0	0.313	0	0.3	0	0.552	0	0	0	0	0	0	95.99	100
8:00	0.365	0	0.512	1.754	0.593	2.821	0.324	1.242	0.901	0.602	0.345	0	0	0	0	0	0	0	90.54	100
8:30	0	0	1.023	1.754	0.593	2.147	0.324	1.242	0.901	0.602	0.345	0	0	0	0	0	0	0	91.07	100
9:00	1.765	0	1.661	1.529	0.593	3.839	0.615	1.509	0.901	0.869	0.669	0.558	0	0	0	0	0	0.324	85.17	100
9:30	2.067	0	1.661	1.831	0.593	4.265	0.615	1.509	0.901	0.869	0.345	0.558	0	0	0	0	0	0.324	84.46	100
10:00	1.742	0	1.149	1.831	0.593	3.781	1.09	1.184	0.901	1.17	0.345	0	0.475	0	0	0	0	0.324	85.41	100
10:30	1.742	0	1.149	2.267	0.593	3.355	1.09	1.564	0.901	1.17	0.345	0	0.475	0	0	0	0	0.324	85.02	100
11:00	1.594	0	0.825	1.987	0.593	3.405	1.09	1.184	0.901	1.17	0.345	0	0.475	0	0	0	0	0.324	86.11	100
11:30	0.973	0	0.825	2.799	0.593	3.405	1.09	1.184	0.901	1.17	0.345	0	0.475	0	0	0	0	0.324	85.92	100
NOON	1.136	0	0.825	1.577	0.28	2.803	1.09	1.22	0	0.68	0.725	0	0	0	0	0	0	0	89.66	100
0:30	1.136	0	0.512	1.922	0.28	2.803	1.09	1.22	0	0.68	0.725	0	0	0	0	0	0	0	89.63	100
1:00	0.313	0	0.512	2.224	0.28	2.849	0.855	0.918	0	0.3	0.725	0	0	0	0	0	0	0	91.02	100
1:30	0.313	0	0.512	1.577	0.28	2.849	0.855	0.918	0	0.3	0.725	0	0	0	0	0	0	0	91.67	100
2:00	0.649	0	1.032	1.275	0.28	1.807	0.855	0.918	0	0	0.345	0.475	0	0	0	0	0	0	92.36	100
2:30	0.734	0	1.381	1.275	0.28	1.807	1.19	0.918	0	0	0.345	0	0	0	0	0	0	0	92.07	100
3:00	0.399	0	0.512	0.938	0.28	2.234	0.475	0.918	0	0	0.69	0	0	0	0	0	0	0	93.56	100
3:30	0.399	0	0.512	0.938	0.28	2.792	0.475	0.918	0	0	0.345	0	0	0	0	0	0	0	93.34	100
4:00	0.399	0	0.475	0.938	0	1.863	0.475	0.614	0	0	0.345	0	0	0	0	0	0	0	94.89	100
4:30	0	0	0	1.275	0	1.863	0.475	0.614	0.38	0	0.345	0	0	0	0	0	0	0	95.05	100
5:00	0	0	0	0.675	0	1.277	0.475	0.803	0	0	0.345	0.549	0	0	0	0	0	0	95.88	100
5:30	0	0	0	0.662	0	1.577	0.475	0.803	0	0	0.345	0.549	0	0	0	0	0	0	95.59	100
6:00	0	0	0.321	0.964	0	0.851	0	0	0	0.345	0.345	0.549	0	0	0	0	0	0	96.63	100
6:30	0	0	0.436	0.964	0	0.851	0	0	0	0	0.345	0.549	0	0	0	0	0	0	96.86	100
7:00	0.454	0	0.436	0.662	0	1.249	0	0	0	0	0	0.549	0	0	0	0	0	0	96.65	100
7:30	0.454	0	0	0.662	0	1.249	0	0	0	0	0	0.947	0	0	0	0	0	0	96.69	100
8:00	0	0	0	0.324	0	0	0	0	0	0	0	0.797	0	0	0	0	0	0	98.88	100
8:30	0	0	0	0.324	0	0	0	0	0	0	0	0.797	0	0	0	0	0	0	98.88	100
9:00	0	0	0.337	0.324	0	0	0	0	0	0	0	0.797	0	0	0	0	0	0	98.54	100
9:30	0	0	0.337	0.324	0	0	0	0	0	0	0	0.797	0	0	0	0	0	0	98.54	100
10:00	0	0	0.337	0	0	0	0	0	0	0	0	0.399	0	0	0	0	0	0	99.26	100
10:30	0	0	0	0	0	0	0	0	0	0	0	0	0	0	0	0	0	0	100	100
11:00	0	0	0	0	0	0	0	0	0	0	0	0	0	0	0	0	0	0	100	100
11:30	0	0	0	0	0	0	0	0	0	0	0	0	0	0	0	0	0	0	100	100

avg.	0.36	0.00	0.38	0.80	0.15	1.32	0.31	0.50	0.16	0.22	0.20	0.21	0.04	0.00	0.00	0.00	0.00	0.06	95.30
max.	2.07	0.00	1.66	2.80	0.59	4.27	1.19	1.56	0.90	1.17	0.72	0.95	0.47	0.00	0.00	0.00	0.00	0.40	100
σ.	0.58	0.00	0.47	0.78	0.23	1.34	0.42	0.54	0.34	0.38	0.25	0.31	0.13	0.00	0.00	0.00	0.00	0.13	4.97

TABLE 3.3.B3: RADIO AUDIENCES – WEDNESDAY

	RADJU MALTA	RADJU PARLAMENT	MAGIC RADIO	ONE RADIO	RADIO 101	BAY RADIO	CALYPSO RADIO	RTK	SMASH RADIO	RADJU MARIJA	CAMPUS FM	VIBE FM	XFM	BAY EASY	ALL ROCK	KISS	FOREIGN/OTHER STATION	COMMUNITY	NONE	TOTAL
M'NGHT	0	0	0	0	0	0	0	0	0	0	0	0	0	0	0	0	0	0	100	100
0:30	0	0	0	0	0	0	0	0	0	0	0	0	0	0	0	0	0	0	100	100
1:00	0	0	0	0	0	0	0	0	0	0	0	0	0	0	0	0	0	0	100	100
1:30	0	0	0	0	0	0	0	0	0	0	0	0	0	0	0	0	0	0	100	100
2:00	0	0	0	0	0	0	0	0	0	0	0	0	0	0	0	0	0	0	100	100
2:30	0	0	0	0	0	0	0	0	0	0	0	0	0	0	0	0	0	0	100	100
3:00	0	0	0	0	0	0	0	0	0	0	0	0	0	0	0	0	0	0	100	100
3:30	0	0	0	0	0	0	0	0	0	0	0	0	0	0	0	0	0	0	100	100
4:00	0	0	0	0.376	0	0	0	0	0	0	0	0	0	0	0	0	0	0	99.62	100
4:30	0	0	0	0.376	0	0	0	0.342	0	0	0	0	0	0	0	0	0	0	99.28	100
5:00	0	0	0	0.676	0.299	0	0	0.342	0	0	0	0	0	0	0	0	0	0	98.68	100
5:30	0	0	0	0.676	0.299	0	0	0.342	0	0	0	0	0.516	0	0	0	0	0	98.17	100
6:00	0	0	0.516	1.53	0.299	0.547	0	0.654	0	0	0	0	0	0	0	0	0	0	96.45	100
6:30	0.342	0	0.516	2.152	0.299	0.547	0	0.654	0	0	0	0.395	0	0	0	0	0	0	95.09	100
7:00	0.342	0	0.858	3.049	0.299	2.72	0.45	0.953	0	0.562	0	0.395	0	0	0	0	0	0	90.37	100
7:30	0.848	0	1.427	2.771	0.299	2.672	0	1.271	0	0.562	0	0	0.5	0	0	0	0	0	89.65	100
8:00	0.298	0.744	1.427	3.093	0.299	4.224	1.034	1.605	0.329	0.298	0	0.479	0.5	0	0	0	0	0	85.67	100
8:30	0.298	0.395	1.579	3.093	0.299	3.262	1.375	1.882	0.329	0	0	0.479	0.5	0	0	0	0	0	86.51	100
9:00	0.896	0	1.579	3.414	0.321	2.927	2.038	1.882	0.321	0	0	0.516	0	0	0	0	0	0	86.10	100
9:30	0.896	0	1.901	3.414	0.321	3.273	2.038	1.328	0.321	0	0	0.516	0	0	0	0	0	0	85.99	100
10:00	1.173	0	1.353	3.37	0.321	3.71	2.038	1.328	0.321	0	0	0	0	0	0	0	0	0.298	86.09	100
10:30	1.173	0	1.353	3.37	0.321	3.71	2.038	1.328	0.321	0	0	0	0	0	0	0	0	0.298	86.09	100
11:00	1.173	0	1.548	3.093	0.321	3.752	2.038	1.328	0	0	0.47	0	0	0	0	0	0	0	86.28	100
11:30	1.173	0	1.548	3.41	0.321	3.375	2.038	1.328	0	0	0.47	0	0	0	0	0	0	0	86.34	100
NOON	0.321	0	1.032	3.063	0	4.424	1.375	0.376	0.264	0.639	0.47	0	0	0	0	0	0.81	0.264	86.96	100
0:30	0.321	0	1.032	3.087	0	4.977	1.375	0.376	0	0.639	0.47	0	0	0	0	0	0.81	0	86.91	100
1:00	0.639	0	0.516	3.122	0.342	2.358	1.752	0.718	0	0.298	0	0	0	0	0	0	0.81	0	89.45	100
1:30	0.639	0	1.06	3.122	0.342	2.358	1.752	0.718	0	0.298	0	0	0	0	0	0	0.81	0	88.90	100
2:00	0.318	0	0.938	2.78	0	2.358	1.686	0.718	0	0	0	0.465	0	0	0	0	0.81	0	89.93	100
2:30	0	0	0	2.925	0	2.358	1.353	0.718	0	0	0	0.465	0.334	0	0	0	0.81	0	91.04	100
3:00	0	0	0	3.243	0	3.175	1.353	1.039	0.465	0.299	0	0.465	0.553	0	0	0	0.81	0	88.60	100
3:30	0	0	0	3.561	0	3.625	1.353	1.374	0.465	0	0	0.465	0.553	0	0	0	0.81	0	87.79	100
4:00	0.553	0	0	2.703	0.321	2.341	1.225	2.013	0.465	0.47	0	0	0.553	0	0	0	0.31	0	89.05	100
4:30	0.553	0	0	2.386	0.321	1.247	1.225	2.013	0.465	0.47	0	0	0	0	0	0	0.31	0	91.01	100
5:00	0	0	0.507	1.263	0.321	0.825	1.559	0.698	0.465	0.47	0	0	0	0	0	0	0.31	0	93.58	100
5:30	0	0	0.507	1.256	0.643	0.825	1.559	0.376	0.465	0.47	0	0	0	0	0	0	0.31	0	93.59	100
6:00	0.332	0	0	0.922	0.321	0.856	1.559	0	0.465	1.078	0	0	0	0	0	0	0.31	0	94.16	100
6:30	0	0	0	1.24	0	0.856	1.559	0	0.465	1.078	0	0	0	0	0	0	0.31	0	94.49	100
7:00	0	0	0	1.24	0	0	0.894	0	0.465	0.5	0	0	0	0	0	0	0	0	96.90	100
7:30	0	0	0	0.922	0	0	0.894	0	0.465	0.5	0	0	0	0	0	0	0	0	97.22	100
8:00	0.318	0	0	0.922	0	0	0.5	0	0.465	0.5	0	0	0	0	0	0	0	0	97.30	100
8:30	0.318	0	0	0.623	0	0	0.5	0	0.465	0.5	0	0	0	0	0	0	0	0	97.60	100
9:00	0.318	0	0	0.623	0	0.881	0	0	0.432	0.5	0	0	0.395	0	0	0	0	0	96.85	100
9:30	0.318	0	0	0.623	0	0.881	0	0	0.432	0.5	0	0	0.395	0	0	0	0	0	96.85	100
10:00	0.318	0	0	0.623	0	0.334	0.321	0	0	0.5	0	0	0	0	0	0	0	0	97.90	100
10:30	0.318	0	0	0.623	0	0.334	0	0	0	0.5	0	0	0	0	0	0	0	0	98.23	100
11:00	0.318	0	0	0.623	0	0	0	0	0	0	0	0	0	0	0	0	0	0	99.06	100
11:30	0.318	0	0	0.623	0	0	0	0	0	0	0	0	0	0	0	0	0	0	99.06	100

avg.	0.31	0.02	0.44	1.67	0.14	1.45	0.81	0.58	0.18	0.24	0.04	0.10	0.10	0.00	0.00	0.00	0.17	0.02	93.73
max.	1.17	0.74	1.90	3.56	0.64	4.98	2.04	2.01	0.46	1.08	0.47	0.52	0.55	0.00	0.00	0.00	0.81	0.30	100
σ.	0.37	0.12	0.62	1.31	0.17	1.57	0.80	0.66	0.21	0.30	0.13	0.19	0.20	0.00	0.00	0.00	0.31	0.07	5.33

TABLE 3.3.B4: RADIO AUDIENCES – THURSDAY

	RADJU MALTA	RADJU PARLAMENT	MAGIC RADIO	ONE RADIO	RADIO 101	BAY RADIO	CALYPSO RADIO	RTK	SMASH RADIO	RADJU MARIJA	CAMPUS FM	VIBE FM	XFM	BAY EASY	ALL ROCK	KISS	FOREIGN/OTHER STATION	COMMUNITY	NONE	TOTAL
M'NGHT	0	0	0	0	0	0	0	0	0	0	0	0	0	0	0	0	0	0	100	100
0:30	0	0	0	0	0	0	0	0	0	0	0	0	0	0	0	0	0	0	100	100
1:00	0	0	0	0	0	0	0	0	0	0	0	0	0	0	0	0	0	0	100	100
1:30	0	0	0	0	0	0	0	0	0	0	0	0	0	0	0	0	0	0	100	100
2:00	0	0	0	0	0	0	0	0	0	0	0	0	0	0	0	0	0	0	100	100
2:30	0	0	0	0	0	0	0	0	0	0	0	0	0	0	0	0	0	0	100	100
3:00	0	0	0	0	0	0	0	0	0	0	0	0	0	0	0	0	0	0	100	100
3:30	0	0	0	0	0	0	0	0	0	0	0	0	0	0	0	0	0	0	100	100
4:00	0	0	0	0	0	0	0	0	0	0	0	0	0	0	0	0	0	0	100	100
4:30	0	0	0	0	0	0.473	0	0	0	0	0	0	0	0	0	0	0	0	99.53	100
5:00	0	0	0	0	0	0	0	0.473	0	0	0	0.473	0	0	0	0	0	0	99.05	100
5:30	0	0	0	0.301	0.344	0	0	0.473	0	0	0	0	0	0	0	0	0	0	98.88	100
6:00	1.302	0	0	1.448	0.344	0.995	0.279	1.01	0	0	0	0	0	0	0	0	0	0	94.62	100
6:30	1.302	0	0	1.761	0	0.485	0.623	1.01	0	0	0	0	0	0	0	0	0	0	94.82	100
7:00	1.581	0	0.773	2.223	0.435	3.421	1.038	1.019	0.557	0.915	0	0	0.808	0	0	0	0	0	87.23	100
7:30	1.581	0	1.078	2.567	0	2.648	1.038	1.019	0.557	0.915	0	0.601	1.139	0	0	0	0	0	86.86	100
8:00	1.626	0.398	2.251	3.283	0.344	3.714	1.661	0.668	0.557	0	0	0	1.624	0	0	0	0	0	83.88	100
8:30	1.346	0.398	1.918	3.283	0.333	4.045	1.661	0.668	0.557	0	0	0	1.139	0	0	0	0	0	84.65	100
9:00	1.748	0	1.193	4.433	0.324	4.268	1.67	1.315	0.557	0.59	0	0.485	1.139	0	0	0	0	0	82.28	100
9:30	1.748	0	1.193	4.433	0.324	4.268	1.67	1.594	0.557	0.59	0	0.485	1.139	0	0	0	0	0	82.00	100
10:00	1.748	0	1.193	2.972	0.834	3.436	1.67	1.931	1.076	0.856	0	1.032	1.139	0	0	0	0	0	82.11	100
10:30	1.748	0	1.193	2.972	0.834	3.436	1.337	1.931	1.076	0.59	0	1.032	1.139	0	0	0	0	0	82.71	100
11:00	2.299	0	1.193	2.972	0.688	2.824	1.337	1.594	0.557	0.266	0	1.032	1.139	0	0	0	0	0	84.10	100
11:30	2.299	0	1.193	2.972	0.688	2.824	1.337	1.594	0.557	0.266	0	1.032	1.139	0	0	0	0	0	84.10	100
NOON	1.167	0	1.193	3.686	0.324	2.34	1.013	0.947	0.557	0.546	0	1.032	1.139	0	0	0	0	0	86.06	100
0:30	1.167	0	1.193	3.686	0.324	2.34	1.013	0.947	0.557	0.546	0	1.032	1.139	0	0	0	0	0	86.06	100
1:00	1.502	0	0.858	2.5	0.324	2.34	0.714	0.947	0.557	0.546	0	0.337	0.816	0	0	0	0	0	88.56	100
1:30	1.502	0	0.858	1.84	0.324	2.34	0.714	0.947	0.557	0.266	0	0.337	0.816	0	0	0	0	0	89.50	100
2:00	0.978	0	0.858	0.688	0	2.843	1.139	0.947	0.557	0.266	0	0	0.331	0	0	0	0	0	91.39	100
2:30	0.978	0	0.858	1.023	0	2.843	1.139	0.947	0.557	0.266	0	0	0.331	0	0	0	0	0	91.06	100
3:00	0.978	0	0	1.145	0.398	2.994	1.139	0.668	0.557	0	0	0.473	0.51	0	0	0	0	0	91.14	100
3:30	1.258	0	0	1.145	0.398	2.994	1.139	0.668	0.557	0.557	0	0.348	0	0	0	0	0	0	90.94	100
4:00	0.938	0	0.409	1.141	0.398	3.063	0.599	0.324	0.557	0	0	0.348	0	0	0	0	0	0	92.23	100
4:30	0.938	0	0	1.141	0.398	2.852	0.599	0.324	0.557	0	0	0.348	0	0	0	0	0	0	92.84	100
5:00	0.614	0	0	0.81	0.699	1.528	0.279	0.644	1.067	0	0	0.348	0	0	0	0	0	0.344	93.67	100
5:30	0.335	0	0.333	0.81	0.699	1.925	0.279	0.644	0.557	0	0	0.348	0	0	0	0	0	0.344	93.73	100
6:00	0.668	0	0	0.337	0.301	0.871	0.592	0.324	0	0	0	0	0	0	0	0	0	0	96.91	100
6:30	0.668	0	0	0	0.301	0.473	0.592	0.324	0	0.3	0	0.425	0	0	0	0	0	0	96.92	100
7:00	0.335	0	0	0.435	0.301	0	0.592	0.657	0	0	0	0	0	0	0	0	0	0	97.68	100
7:30	0.335	0	0	0.435	0.301	0.398	0.592	0.324	0	0	0	0	0	0	0	0	0	0	97.62	100
8:00	0	0	0	0.435	0	0	0.279	0.324	0	0	0	0	0	0	0	0	0	0	98.96	100
8:30	0	0	0	0.435	0	0	0.279	0.324	0	0	0	0	0	0	0	0	0	0	98.96	100
9:00	0	0	0	0	0	0	0.279	0.324	0	0	0	0	0	0	0	0	0	0	99.40	100
9:30	0	0	0	0	0	0	0.279	0.324	0	0	0	0	0	0	0	0	0	0	99.40	100
10:00	0	0	0	0	0	0	0.279	0.668	0	0	0	0	0	0	0	0	0	0	99.05	100
10:30	0	0	0	0	0	0	0.279	0.324	0	0	0	0	0	0	0	0	0	0	99.40	100
11:00	0	0	0	0	0	0	0.279	0.324	0	0	0	0	0	0	0	0	0	0	99.40	100
11:30	0	0	0	0	0	0	0.279	0.324	0	0	0	0	0	0	0	0	0	0	99.40	100

avg.	0.72	0.02	0.41	1.19	0.23	1.44	0.62	0.62	0.29	0.17	0.00	0.24	0.35	0.00	0.00	0.00	0.00	0.01	93.69
max.	2.30	0.40	2.25	4.43	0.83	4.27	1.67	1.93	1.08	0.92	0.00	1.03	1.62	0.00	0.00	0.00	0.00	0.34	100
σ.	0.74	0.08	0.60	1.39	0.26	1.51	0.56	0.53	0.34	0.28	0.00	0.35	0.51	0.00	0.00	0.00	0.00	0.07	6.38

TABLE 3.3.B5: RADIO AUDIENCES – FRIDAY

	RADJU MALTA	RADJU PARLAMENT	MAGIC RADIO	ONE RADIO	RADIO 101	BAY RADIO	CALYPSO RADIO	RTK	SMASH RADIO	RADJU MARIJA	CAMPUS FM	VIBE FM	XFM	BAY EASY	ALL ROCK	KISS	FOREIGN/OTHER STATION	COMMUNITY	NONE	TOTAL
M'NGHT	0	0	0	0	0	0	0	0	0	0	0	0	0	0	0	0	0	0	100	100
0:30	0	0	0	0	0	0	0	0	0	0	0	0	0	0	0	0	0	0	100	100
1:00	0	0	0	0	0.322	0	0	0	0	0	0	0	0	0	0	0	0	0	99.68	100
1:30	0	0	0	0	0.322	0	0	0	0	0	0	0	0	0	0	0	0	0	99.68	100
2:00	0	0	0	0	0	0	0	0	0	0	0	0	0	0	0	0	0	0	100	100
2:30	0	0	0	0	0	0	0	0	0	0	0	0	0	0	0	0	0	0	100	100
3:00	0	0	0	0	0	0	0	0	0	0	0	0	0	0	0	0	0	0	100	100
3:30	0	0	0	0	0	0	0	0	0	0	0	0	0	0	0	0	0	0	100	100
4:00	0.3	0	0	0	0	0.451	0	0	0	0	0	0	0	0	0	0	0	0	99.25	100
4:30	0.3	0	0	0.311	0	0.451	0	0	0	0	0	0	0	0	0	0	0	0	98.94	100
5:00	0.3	0	0	0.311	0	0.958	0	0	0	0	0	0	0	0	0	0	0	0	98.43	100
5:30	0.3	0	0	0.611	0	0.958	0	0	0	0	0	0	0	0	0	0	0	0	98.13	100
6:00	0.3	0	0.598	1.393	0	0.508	0.322	0	0	0	0	0	0	0	0	0	0	0	96.88	100
6:30	0.3	0	0.598	1.393	0	1.413	0.322	0	0	0	0	0	0.423	0	0	0	0	0	95.55	100
7:00	0.3	0	1.619	1.082	0	1.142	1.225	0.298	0.48	0	0	0.342	0.423	0	0	0	0	0	93.09	100
7:30	0.642	0	1.021	1.082	0.471	1.466	1.225	0.298	0.843	0	0	0	0.335	0	0	0	0	0	92.62	100
8:00	1.496	0	1.234	2.103	0.471	1.186	1.919	0	1.576	1.22	0	0	0.395	0	0	0	0	0	88.40	100
8:30	1.496	0	1.633	2.103	0	1.652	1.919	0	0.673	1.22	0	0	0.395	0	0	0	0	0	88.91	100
9:00	2.811	0	0.329	3.675	0	1.426	2.682	0.333	0.673	1.22	0	0	0.903	0	0	0	0	0.517	85.43	100
9:30	2.126	0	0.329	3.675	0	1.426	2.682	0.333	0.673	1.22	0	0	0.903	0	0	0	0	0	86.63	100
10:00	2.126	0	0.809	2.402	0.675	1.543	2.702	0.342	0.673	1.22	0	0	0	0	0	0	0	0	87.51	100
10:30	2.126	0	0.809	2.402	0.675	1.543	2.702	0.342	0.673	1.22	0	0	0	0	0	0	0	0	87.51	100
11:00	2.126	0	0.809	2.402	0.675	1.886	2.702	0.342	0.673	1.22	0	0	0	0	0	0	0	0	87.16	100
11:30	2.126	0	0.809	2.402	0.675	1.886	2.702	0.342	0.673	1.22	0	0	0	0	0	0	0	0	87.16	100
NOON	1.199	0	0.48	2.077	0.653	1.03	1.201	0	0.362	1.255	0	1.019	0.465	0.362	0.48	0	0	0	89.42	100
0:30	0.9	0	0.48	3.054	0.653	1.03	1.201	0	0.362	0.955	0	1.019	0.465	0.362	0.48	0	0	0	89.04	100
1:00	0.589	0	0.48	3.173	0.333	1.03	1.201	0	0.362	0.955	0	0.471	0.465	0.362	0.48	0	0	0	90.10	100
1:30	0.589	0	0.48	2.539	0.333	1.03	1.201	0	0.362	1.277	0	0.471	0.465	0.362	0.48	0	0	0	90.41	100
2:00	0.278	0	0.48	1.714	0	0.598	1.201	0.738	0.362	1.277	0	0.471	0.973	0	0.48	0	0	0	91.43	100
2:30	0.278	0	0.48	1.714	0	0.598	1.512	0.342	0.362	1.277	0	0.471	0.973	0	0.48	0	0	0	91.51	100
3:00	0.278	0	0.48	1.115	0	1.196	1.512	0.677	0.362	1.277	0	0.471	0.973	0	0	0	0	0	91.66	100
3:30	0.278	0	0.815	1.115	0	1.282	1.512	0.677	0.362	1.277	0	0.471	0.973	0	0	0	0	0	91.24	100
4:00	1.282	0	0.903	0.815	0.362	1.836	0.828	0.843	0.705	1.277	0	0.471	0	0	0	0	0	0	90.68	100
4:30	0.887	0	0.48	0.815	0.362	1.501	0.828	1.185	0.705	1.277	0	0.471	0	0	0	0	0	0	91.49	100
5:00	0.554	0	0.48	0.76	0.362	1.429	0.311	1.84	0.362	0.966	0	0.554	0.717	0	0	0	0	0	91.67	100
5:30	0.554	0	0.48	0.76	0.362	0.598	0.311	0.841	0.362	0.966	0	0.554	0.407	0	0	0	0	0	93.81	100
6:00	0.554	0	0.48	0.947	0	0.395	0	0.633	0.362	0.966	0	0.48	0.407	0	0	0	0	0	94.78	100
6:30	0.554	0	0.48	0.947	0	0.395	0	0.633	0.362	0.966	0	0	0.407	0	0	0	0	0	95.26	100
7:00	0.554	0	0.48	0	0	0	0	0.333	0	0.966	0	0	0	0	0	0	0	0	97.67	100
7:30	0	0	0.48	0	0	0	0	0	0	0.966	0	0	0	0	0	0	0	0	98.55	100
8:00	0	0	0.48	0	0	0.335	0	0.377	0	0.322	0	0	0	0	0	0	0	0	98.49	100
8:30	0	0	0.48	0	0	0.335	0	0.377	0	0.322	0	0	0	0	0	0	0	0	98.49	100
9:00	0	0	0.48	0	0	0.335	0	0.377	0	0.342	0	0	0	0	0	0	0	0	98.47	100
9:30	0	0	0.48	0	0	0.335	0	0.377	0	0.342	0	0	0	0	0	0	0	0	98.47	100
10:00	0	0	0	0.35	0	0.335	0	0	0	0	0	0	0	0	0	0	0	0	99.32	100
10:30	0	0	0	0	0	0.335	0	0	0	0	0	0	0	0	0	0	0	0	99.67	100
11:00	0	0	0	0	0	0.335	0	0	0	0	0	0	0	0	0	0	0	0	99.67	100
11:30	0	0	0	0	0	0.335	0	0	0	0	0	0	0	0	0	0	0	0	99.67	100

avg.	0.59	0.00	0.44	1.03	0.16	0.76	0.75	0.27	0.28	0.60	0.00	0.16	0.24	0.03	0.06	0.00	0.00	0.01	94.62
max.	2.81	0.00	1.63	3.68	0.68	1.89	2.70	1.84	1.58	1.28	0.00	1.02	0.97	0.36	0.48	0.00	0.00	0.52	100
σ.	0.75	0.00	0.41	1.11	0.25	0.61	0.96	0.38	0.34	0.57	0.00	0.28	0.34	0.10	0.16	0.00	0.00	0.07	4.82

TABLE 3.3.B6: RADIO AUDIENCES – SATURDAY

	RADJU MALTA	RADJU PARLAMENT	MAGIC RADIO	ONE RADIO	RADIO 101	BAY RADIO	CALYPSO RADIO	RTK	SMASH RADIO	RADJU MARIJA	CAMPUS FM	VIBE FM	XFM	BAY EASY	ALL ROCK	KISS	FOREIGN/OTHER STATION	COMMUNITY	NONE	TOTAL
M'NGHT	0	0	0	0	0	0	0	0	0	0	0	0	0	0	0	0	0	0	100	100
0:30	0	0	0	0	0	0	0	0	0	0	0	0	0	0	0	0	0	0	100	100
1:00	0	0	0	0	0	0	0	0	0	0	0	0	0	0	0	0	0	0	100	100
1:30	0	0	0	0	0	0	0	0	0	0	0	0	0	0	0	0	0	0	100	100
2:00	0	0	0	0	0	0	0	0	0	0	0	0	0	0	0	0	0	0	100	100
2:30	0	0	0	0	0	0	0	0.314	0	0	0	0	0	0	0	0	0	0	99.69	100
3:00	0	0	0	0	0	0	0	0.314	0	0	0	0	0	0	0	0	0	0	99.69	100
3:30	0	0	0	0	0	0	0	0.314	0	0	0	0	0	0	0	0	0	0	99.69	100
4:00	0	0	0	0	0	0	0	0.314	0	0	0	0	0	0	0	0	0	0	99.69	100
4:30	0	0	0	0	0	0	0	0.314	0	0	0	0	0	0	0	0	0	0	99.69	100
5:00	0	0	0	0	0	0	0	0.314	0	0	0	0	0	0	0	0	0	0	99.69	100
5:30	0	0	0	0.318	0	0	0	0.314	0	0	0	0	0	0	0	0	0	0	99.37	100
6:00	0.307	0	0	0.318	0	0.547	0.318	0	0	0	0	0	0	0	0	0	0	0.391	98.12	100
6:30	0.307	0	0	0.318	0	1.379	0.318	0	0	0	0	0	0	0	0	0	0	0.391	97.29	100
7:00	0.917	0	0.59	1.028	0	2.064	0.494	0	0	0.318	0	0	0	0	0	0	0	0.391	94.20	100
7:30	0.917	0	0.59	1.028	0	1.395	0.494	0	0	0	0	0.418	0	0	0	0	0	0.391	94.77	100
8:00	0.603	0	0.925	1.66	0	3.221	2.659	0.995	0	0.274	0	0.418	0	0	0	0	0	0.728	88.52	100
8:30	0.603	0	0.925	1.956	0	2.727	2.091	0.995	0	0.274	0	0	0	0	0	0	0	0.728	89.70	100
9:00	2.959	0	1.642	3.206	0.767	2.376	2.385	0.995	0.46	0	0	0.338	0.401	0	0	0	0	0.728	83.74	100
9:30	2.587	0	1.252	3.206	0.46	1.373	2.385	0.995	0.46	0	0	0.338	0.401	0	0	0	0	0.728	85.81	100
10:00	1.608	0	1.589	3.907	0.46	2.639	2.692	0.832	1.25	0.345	0	0	0.401	0	0	0	0	0.728	83.55	100
10:30	1.925	0	1.589	4.222	0.314	2.294	2.692	0.832	0.954	0.345	0	0	0.401	0	0	0	0	0.728	83.70	100
11:00	2.187	0	1.252	4.107	0.329	1.373	2.692	0.536	0.46	0	0	0.391	0	0	0	0	0	0.728	85.95	100
11:30	2.187	0	1.252	4.779	0.329	1.373	2.692	0.536	0.46	0	0	0.391	0	0	0	0	0	0.728	85.27	100
NOON	0.605	0	1.133	4.218	0.329	0.501	1.749	0	0.46	0.307	0	0.391	0.391	0	0	0	0	0.728	89.19	100
0:30	0.605	0	0.792	3.546	0.329	1.012	1.749	0	0.46	0.307	0	0.391	0	0	0	0	0	0.728	90.08	100
1:00	0.274	0	1.099	2.674	0.329	0.501	1.749	0	0.46	0	0	0.391	0	0	0	0	0	0.728	91.79	100
1:30	0.274	0	0.792	2.674	0.329	0.501	1.749	0	0.46	0	0	0	0	0	0	0	0	0.728	92.49	100
2:00	0.274	0	0.792	1.322	0.329	1.048	1.453	0	0.46	0	0	0	0	0	0	0	0	0.391	93.93	100
2:30	0.274	0	0.792	1.322	0.329	1.048	1.453	0	0.46	0	0	0	0	0	0	0	0	0.391	93.93	100
3:00	0	0	0.792	1.322	0.329	0.501	1.453	0	0	0	0	0	0	0	0	0	0	0	95.60	100
3:30	0.338	0	0.792	1.322	0.329	0.501	1.453	0	0	0	0	0	0	0	0	0	0	0	95.26	100
4:00	0.318	0	0.807	0.985	0.329	0.892	1.648	0	0	0	0	0	0	0	0	0	0	0	95.02	100
4:30	0.318	0	0.807	0.71	0.329	0.892	1.146	0	0	0	0	0	0	0	0	0	0	0	95.80	100
5:00	0	0	0.342	1.005	0	1.624	0.652	0	0	0	0	0	0.501	0	0	0	0	0	95.88	100
5:30	0	0	0.342	1.005	0	1.293	0.652	0	0	0	0	0	0	0	0	0	0	0	96.71	100
6:00	0.623	0	0.342	1.005	0	0.501	0.652	0	0	0.314	0	0	0	0	0	0	0	0	96.56	100
6:30	0.294	0	0.342	1.005	0	0.501	0.652	0	0.325	0.296	0	0	0	0	0	0	0	0	96.58	100
7:00	0	0	0.342	1.408	0	0	0.652	0	0	0.296	0	0	0	0	0	0	0	0	97.30	100
7:30	0	0	0.342	0.645	0	0	0.652	0	0	0.296	0	0	0	0	0	0	0	0	98.07	100
8:00	0	0	0.787	0	0.547	0	0	0	0	0	0	0	0	0	0	0	0	0	98.67	100
8:30	0	0	0.787	0	0.547	0	0.46	0	0	0	0	0	0	0	0	0	0	0	98.21	100
9:00	0	0	0.342	0	0	0.474	0.46	0	0	0	0	0	0	0	0	0	0	0	98.72	100
9:30	0	0	0.342	0	0	0	0.46	0	0	0	0	0.474	0	0	0	0	0	0	98.72	100
10:00	0	0	0.342	0	0	0	0.46	0	0	0	0	0	0	0	0	0	0	0	99.20	100
10:30	0	0	0.342	0	0	0	0.46	0	0	0	0	0	0	0	0	0	0	0	99.20	100
11:00	0	0	0.342	0	0	0	0	0	0	0	0	0	0	0	0	0	0	0	99.66	100
11:30	0	0	0.342	0	0	0	0	0	0	0	0	0	0	0	0	0	0	0	99.66	100

avg.	0.44	0.00	0.54	1.17	0.15	0.72	0.91	0.19	0.15	0.07	0.00	0.08	0.05	0.00	0.00	0.00	0.00	0.23	95.30
max.	2.96	0.00	1.64	4.78	0.77	3.22	2.69	1.00	1.25	0.35	0.00	0.47	0.50	0.00	0.00	0.00	0.00	0.73	100
σ.	0.75	0.00	0.49	1.43	0.20	0.87	0.93	0.32	0.28	0.13	0.00	0.16	0.14	0.00	0.00	0.00	0.00	0.32	5.13

TABLE 3.3.B7: RADIO AUDIENCES – SUNDAY

	RADJU MALTA	RADJU PARLAMENT	MAGIC RADIO	ONE RADIO	RADIO 101	BAY RADIO	CALYPSO RADIO	RTK	SMASH RADIO	RADJU MARIJA	CAMPUS FM	VIBE FM	XFM	BAY EASY	ALL ROCK	KISS	FOREIGN/OTHER STATION	COMMUNITY	NONE	TOTAL
M'NGHT	0	0	0	0	0	0	0	0	0	0	0	0	0	0	0	0	0	0	100	100
0:30	0	0	0	0	0	0	0	0	0	0	0	0	0	0	0	0	0	0	100	100
1:00	0	0	0	0	0	0	0	0	0	0	0	0	0	0	0	0	0	0	100	100
1:30	0	0	0	0	0	0	0	0	0	0	0	0	0	0	0	0	0	0	100	100
2:00	0	0	0	0	0	0	0	0	0	0	0	0	0	0	0	0	0	0	100	100
2:30	0	0	0	0	0	0	0	0	0	0	0	0	0	0	0	0	0	0	100	100
3:00	0	0	0	0	0	0	0	0	0	0	0	0	0	0	0	0	0	0	100	100
3:30	0	0	0	0	0	0	0	0	0	0	0	0	0	0	0	0	0	0	100	100
4:00	0	0	0	0	0	0	0	0	0	0	0	0	0	0	0	0	0	0	100	100
4:30	0	0	0	0	0	0	0	0	0	0.312	0	0	0	0	0	0	0	0	99.69	100
5:00	0	0	0	0	0	0	0	0	0	0	0	0	0	0	0	0	0	0	100	100
5:30	0	0	0	0	0	0	0	0	0	0.312	0	0	0	0	0	0	0	0	99.69	100
6:00	0	0	0	0.335	0	0	0.349	0.276	0	0.312	0	0	0	0	0	0	0	0	98.73	100
6:30	0.324	0	0	1.574	0	0	0.349	0.276	0	0.624	0	0	0	0	0	0	0	0	96.85	100
7:00	0.312	0	0	2.578	0.655	0.502	0.349	0.276	0	0.624	0.469	0	0	0	0	0	0	0.345	93.89	100
7:30	0.312	0	0	2.934	0.655	0.502	0.349	0.276	0	0.624	0	0	0	0	0	0	0	0.345	94.00	100
8:00	1.268	0	0.521	2.087	0.967	1.072	0.684	0.998	0.393	0.624	0	0	0.31	0	0	0	0	0.312	90.76	100
8:30	0.912	0	0.521	2.557	0.967	1.95	0.684	0.998	0	0.624	0	0	0.31	0	0	0	0	0.312	90.17	100
9:00	3.29	0	0.521	1.978	1.067	2.415	1.536	0.998	0	1.438	0	0.345	0.31	0	0	0	0	0.601	85.50	100
9:30	3.29	0	0.833	1.955	1.423	1.792	1.536	0.998	0	1.438	0	0.345	0.31	0	0	0	0	0.601	85.48	100
10:00	2.938	0	0.833	2.394	0.655	2.191	1.201	0.998	0	0.9	0	0	0.31	0	0	0.289	0	0.601	86.69	100
10:30	3.227	0	0.521	2.29	0.965	1.264	1.201	1.31	0	0.9	0	0	0.31	0	0	0.289	0	0.601	87.12	100
11:00	2.938	0	0.521	2.622	1.714	0.85	1.201	0.898	0	0.659	0	0	1.212	0	0	0.289	0	0.601	86.50	100
11:30	3.261	0	0.521	2.277	2.026	0.502	1.201	0.898	0	0.659	0	0	1.212	0	0	0.289	0	0.601	86.55	100
NOON	0.393	0	0.521	2.244	0	1.002	0.349	0.31	0	0.312	0	0	0	0	0	0	0	0	94.87	100
0:30	0.393	0	0.521	2.244	0	0.502	0.349	0.31	0	0.312	0	0	0	0	0	0	0	0	95.37	100
1:00	0.393	0	0.833	1.323	0	0.502	0.349	0.31	0	0	0	0	0	0	0	0	0	0	96.29	100
1:30	0.393	0	0.833	1.647	0	0.502	0.349	0.31	0	0	0	0	0	0	0	0	0	0	95.97	100
2:00	0	0	0.833	1.026	0	0.502	0.799	0	0	0	0	0	0	0	0	0	0	0	96.84	100
2:30	0	0	0.833	1.026	0	0.502	1.111	0	0	0	0	0	0	0	0	0	0	0	96.53	100
3:00	0	0	0.833	0.634	0	0	1.111	0.567	0	0	0	0	0	0	0	0	0	0	96.86	100
3:30	0	0	0.833	0.634	0	0	1.111	0.567	0	0	0	0	0	0	0	0	0	0	96.86	100
4:00	0	0.349	0.833	0.31	0	0	1.503	0.567	0	0	0	0	0	0	0	0	0	0	96.44	100
4:30	0	0	0.833	0.31	0	0	1.111	0.567	0	0	0	0	0	0	0	0	0	0	97.18	100
5:00	0	0	0.521	0.31	0	0.576	1.678	0.567	0	0	0	0	0	0	0	0	0	0	96.35	100
5:30	0	0	0.521	0.653	0	0.576	1.678	0	0	0	0	0	0	0	0	0	0	0	96.57	100
6:00	0.331	0	0.521	0.774	0	0	0.349	0	0	0	0	0	0	0	0	0	0	0	98.03	100
6:30	0	0	0.521	0.774	0	0	0.349	0	0	0	0	0	0	0	0	0	0	0	98.36	100
7:00	0	0	0.521	0.45	0	0	0.789	0.312	0	0	0	0.45	0	0	0	0	0.289	0	97.19	100
7:30	0	0	0.521	0.45	0	0.45	0.789	0.312	0	0	0	0	0	0	0	0	0.289	0	97.19	100
8:00	0	0	0	0.45	0	0	0.789	0	0	0	0	0.5	0	0	0	0	0.289	0	97.97	100
8:30	0	0	0	0.45	0	0	0.789	0	0	0	0	0.5	0	0	0	0	0.289	0	97.97	100
9:00	0	0	0	0.45	0	0	0.349	0	0	0	0	0	0	0	0	0	0.289	0	98.91	100
9:30	0	0	0	0.45	0	0	0.349	0	0	0	0	0	0	0	0	0	0.645	0	98.56	100
10:00	0	0	0	0	0.347	0	0.349	0.364	0	0.312	0	0	0	0	0	0	0.356	0	98.27	100
10:30	0	0	0	0	0.347	0	0.349	0.364	0	0	0	0	0	0	0	0	0.356	0	98.58	100
11:00	0	0	0	0	0.347	0	0.349	0	0	0	0	0	0	0	0	0	0	0	99.30	100
11:30	0	0	0	0	0.347	0	0.349	0	0	0	0	0	0	0	0	0	0	0	99.30	100

avg.	0.50	0.01	0.33	0.88	0.26	0.38	0.58	0.30	0.01	0.23	0.01	0.04	0.09	0.00	0.00	0.02	0.06	0.10	96.20
max.	3.29	0.35	0.83	2.93	2.03	2.41	1.68	1.31	0.39	1.44	0.47	0.50	1.21	0.00	0.00	0.29	0.65	0.60	100
σ.	1.05	0.05	0.35	0.96	0.50	0.62	0.52	0.37	0.06	0.38	0.07	0.13	0.26	0.00	0.00	0.08	0.14	0.21	4.39

TABLE 3.4.B8: RADIO AUDIENCES – MONDAY TO SUNDAY

	RADJU MALTA	RADJU PARLAMENT	MAGIC RADIO	ONE RADIO	RADIO 101	BAY RADIO	CALYPSO RADIO	RTK	SMASH RADIO	RADJU MARIJA	CAMPUS FM	VIBE FM	XFM	BAY EASY	ALL ROCK	KISS	FOREIGN/OTHER STATION	COMMUNITY	NONE	TOTAL
M'NGHT	0	0	0	0.05	0	0	0	0	0	0	0	0	0	0	0	0	0	0	99.95	100
0:30	0	0	0	0.05	0	0	0	0	0	0	0	0	0	0	0	0	0	0	99.95	100
1:00	0	0	0	0.05	0.047	0	0	0	0	0	0	0	0	0	0	0	0	0	99.90	100
1:30	0	0	0	0.05	0.047	0	0	0	0	0	0	0	0	0	0	0	0	0	99.90	100
2:00	0	0	0	0	0	0	0	0	0	0	0	0	0	0	0	0	0	0	100	100
2:30	0	0	0	0	0	0	0	0.046	0	0	0	0	0	0	0	0	0	0	99.95	100
3:00	0	0	0	0	0	0	0	0.046	0	0	0	0	0	0	0	0	0	0	99.95	100
3:30	0	0	0	0	0	0	0	0.046	0	0	0	0	0	0	0	0	0	0	99.95	100
4:00	0.044	0	0	0.055	0	0.066	0	0.046	0	0	0	0	0	0	0	0	0	0	99.79	100
4:30	0.044	0	0	0.1	0	0.134	0	0.096	0	0.044	0	0	0	0	0	0	0	0	99.58	100
5:00	0.044	0	0	0.144	0.044	0.22	0	0.212	0	0.055	0	0.069	0.058	0	0	0	0	0	99.16	100
5:30	0.044	0	0	0.278	0.093	0.29	0	0.212	0	0.099	0	0	0.133	0	0	0	0	0	98.85	100
6:00	0.351	0	0.208	0.938	0.181	0.623	0.316	0.397	0	0.099	0	0	0	0	0	0	0	0.058	96.83	100
6:30	0.447	0	0.162	1.198	0.131	0.76	0.366	0.397	0	0.142	0	0.058	0.062	0	0	0	0	0.115	96.16	100
7:00	0.648	0	0.678	1.625	0.245	2.017	0.765	0.544	0.275	0.447	0.066	0.25	0.258	0	0	0	0	0.163	92.02	100
7:30	0.724	0	0.645	1.73	0.251	1.89	0.625	0.544	0.271	0.4	0	0.229	0.361	0	0	0	0	0.106	92.22	100
8:00	0.956	0.166	0.997	2.194	0.43	2.43	1.38	0.881	0.795	0.491	0.149	0.212	0.479	0	0	0	0	0.151	88.29	100
8:30	0.716	0.115	1.173	2.303	0.36	2.357	1.393	0.882	0.541	0.392	0.174	0.151	0.409	0	0	0	0	0.19	88.84	100
9:00	2.261	0	1.006	2.854	0.489	2.682	1.882	1.063	0.607	0.59	0.147	0.405	0.469	0	0	0	0	0.399	85.15	100
9:30	2.197	0	1.039	2.894	0.493	2.509	1.882	0.978	0.607	0.59	0.1	0.405	0.469	0	0	0	0	0.324	85.51	100
10:00	2.097	0	1.073	2.731	0.598	2.699	2.039	0.957	0.742	0.648	0.1	0.23	0.406	0	0	0.04	0	0.367	85.27	100
10:30	2.138	0	1.029	2.803	0.62	2.399	1.991	1.055	0.698	0.609	0.1	0.288	0.406	0	0	0.04	0	0.367	85.46	100
11:00	2.11	0	0.961	2.655	0.706	2.168	1.991	0.85	0.377	0.524	0.118	0.288	0.473	0	0	0.04	0	0.324	86.41	100
11:30	2.013	0	0.961	2.87	0.75	2.064	1.991	0.85	0.377	0.524	0.118	0.288	0.473	0	0	0.04	0	0.324	86.36	100
NOON	0.699	0	0.753	2.573	0.318	1.958	1.124	0.412	0.24	0.542	0.173	0.436	0.361	0.053	0.07	0	0.118	0.146	90.03	100
0:30	0.655	0	0.657	2.719	0.318	1.986	1.124	0.412	0.201	0.499	0.173	0.436	0.303	0.053	0.07	0	0.118	0.107	90.17	100
1:00	0.537	0	0.663	2.405	0.365	1.535	1.009	0.418	0.201	0.305	0.105	0.256	0.186	0.053	0.07	0	0.118	0.107	91.67	100
1:30	0.537	0	0.656	2.215	0.365	1.535	1.009	0.418	0.201	0.311	0.105	0.198	0.186	0.053	0.07	0	0.118	0.107	91.92	100
2:00	0.363	0	0.771	1.453	0.277	1.394	1.081	0.482	0.201	0.225	0.05	0.286	0.19	0	0.07	0	0.118	0.058	92.98	100
2:30	0.329	0	0.772	1.476	0.22	1.394	1.17	0.424	0.201	0.225	0.05	0.217	0.238	0	0.07	0	0.118	0.058	93.04	100
3:00	0.24	0	0.435	1.406	0.234	1.533	1.021	0.559	0.201	0.23	0.1	0.286	0.296	0	0	0	0.118	0	93.34	100
3:30	0.33	0	0.484	1.453	0.234	1.692	1.021	0.608	0.201	0.267	0.05	0.267	0.222	0	0	0	0.118	0	93.05	100
4:00	0.508	0.049	0.495	1.364	0.293	1.453	0.908	0.631	0.251	0.255	0.05	0.2	0.168	0	0	0	0.045	0	93.33	100
4:30	0.392	0	0.305	1.326	0.293	1.214	0.779	0.681	0.306	0.255	0.05	0.2	0	0	0	0	0.045	0	94.15	100
5:00	0.17	0	0.267	0.829	0.241	1.054	0.713	0.763	0.275	0.209	0.05	0.21	0.178	0	0	0	0.045	0.05	94.95	100
5:30	0.129	0	0.364	0.874	0.288	0.986	0.713	0.491	0.201	0.209	0.05	0.21	0.059	0	0	0	0.045	0.05	95.33	100
6:00	0.364	0	0.24	0.799	0.131	0.621	0.458	0.291	0.121	0.437	0.05	0.149	0.059	0	0	0	0.045	0	96.24	100
6:30	0.269	0.058	0.256	0.796	0.084	0.529	0.458	0.291	0.169	0.428	0.05	0.141	0.059	0	0	0	0.045	0	96.37	100
7:00	0.243	0	0.256	0.649	0.084	0.181	0.423	0.334	0.068	0.301	0	0.142	0	0	0	0	0.04	0	97.28	100
7:30	0.114	0	0.193	0.49	0.084	0.301	0.423	0.145	0.068	0.301	0	0.137	0	0	0	0	0.04	0	97.70	100
8:00	0.046	0	0.186	0.307	0.121	0.049	0.224	0.157	0.068	0.12	0	0.185	0	0	0	0	0.04	0	98.50	100
8:30	0.046	0	0.186	0.264	0.121	0.049	0.291	0.157	0.068	0.12	0	0.185	0	0	0	0	0.04	0	98.47	100
9:00	0.046	0	0.169	0.201	0.04	0.247	0.157	0.157	0.063	0.123	0	0.115	0.058	0	0	0	0.04	0	98.58	100
9:30	0.046	0	0.169	0.201	0.04	0.177	0.157	0.157	0.063	0.123	0	0.185	0.058	0	0	0	0.09	0	98.53	100
10:00	0.046	0	0.099	0.19	0.048	0.098	0.204	0.203	0	0.117	0	0.058	0	0	0	0	0.05	0	98.89	100
10:30	0.046	0	0.05	0.091	0.048	0.098	0.157	0.098	0	0.073	0	0	0	0	0	0	0.05	0	99.29	100
11:00	0.046	0	0.05	0.091	0.048	0.049	0.089	0.047	0	0	0	0	0	0	0	0	0	0	99.58	100
11:30	0.046	0	0.05	0.091	0.048	0.049	0.089	0.047	0	0	0	0	0	0	0	0	0	0	99.58	100

avg.	0.48	0.01	0.38	1.08	0.20	0.95	0.65	0.39	0.18	0.24	0.05	0.15	0.15	0.00	0.01	0.00	0.03	0.07	94.97
max.	2.26	0.17	1.17	2.89	0.75	2.70	2.04	1.06	0.79	0.65	0.17	0.44	0.48	0.05	0.07	0.04	0.12	0.40	100
σ.	0.68	0.03	0.38	1.03	0.20	0.93	0.66	0.32	0.22	0.20	0.06	0.13	0.17	0.01	0.02	0.01	0.04	0.12	4.89

TABLE 3.5.C1: RADIO AUDIENCES – MONDAY

	RADJU MALTA	RADJU PARLAMENT	MAGIC RADIO	ONE RADIO	RADIO 101	BAY RADIO	CALYPSO RADIO	RTK	SMASH RADIO	RADJU MARIJA	CAMPUS FM	VIBE FM	XFM	BAY EASY	ALL ROCK	KISS	FOREIGN/OTHER STATION	COMMUNITY	NONE	TOTAL
M'NGHT	0	0	0	1,227	0	0	0	0	0	0	0	0	0	0	0	0	0	0	372,046	373,273
0:30	0	0	0	1,227	0	0	0	0	0	0	0	0	0	0	0	0	0	0	372,046	373,273
1:00	0	0	0	1,227	0	0	0	0	0	0	0	0	0	0	0	0	0	0	372,046	373,273
1:30	0	0	0	1,227	0	0	0	0	0	0	0	0	0	0	0	0	0	0	372,046	373,273
2:00	0	0	0	0	0	0	0	0	0	0	0	0	0	0	0	0	0	0	373,273	373,273
2:30	0	0	0	0	0	0	0	0	0	0	0	0	0	0	0	0	0	0	373,273	373,273
3:00	0	0	0	0	0	0	0	0	0	0	0	0	0	0	0	0	0	0	373,273	373,273
3:30	0	0	0	0	0	0	0	0	0	0	0	0	0	0	0	0	0	0	373,273	373,273
4:00	0	0	0	0	0	0	0	0	0	0	0	0	0	0	0	0	0	0	373,273	373,273
4:30	0	0	0	0	0	0	0	0	0	0	0	0	0	0	0	0	0	0	373,273	373,273
5:00	0	0	0	0	0	1,986	0	0	0	1,353	0	0	1,425	0	0	0	0	0	368,508	373,273
5:30	0	0	0	0	0	1,986	0	0	0	1,353	0	0	1,425	0	0	0	0	0	368,508	373,273
6:00	1,821	0	0	2,620	2,151	3,088	3,273	1,076	0	1,353	0	0	0	0	0	0	0	0	357,890	373,273
6:30	1,821	0	0	2,620	2,151	1,670	3,273	1,076	0	1,353	0	0	0	0	0	0	0	0	359,309	373,273
7:00	2,389	0	1,115	2,184	1,155	8,282	6,124	2,066	3,055	1,353	0	1,551	1,953	0	0	0	0	0	342,046	373,273
7:30	1,194	0	1,115	2,184	1,155	10,163	4,303	2,066	1,670	1,353	0	0	1,821	0	0	0	0	0	346,250	373,273
8:00	3,458	0	0	4,197	1,155	1,722	4,303	2,066	6,197	1,353	2,455	1,986	1,729	0	0	0	0	0	342,653	373,273
8:30	1,069	0	1,729	4,197	1,155	1,722	5,457	1,115	4,527	0	3,049	1,986	1,729	0	0	0	0	950	344,587	373,273
9:00	7,787	0	0	5,114	1,155	4,580	7,312	1,115	4,527	0	1,227	1,986	1,729	0	0	0	0	2,105	334,635	373,273
9:30	8,942	0	0	5,114	1,155	3,339	7,312	0	4,527	0	1,227	1,986	1,729	0	0	0	0	2,105	335,836	373,273
10:00	11,410	0	1,670	6,969	2,151	4,758	9,457	0	3,108	0	1,227	1,986	1,729	0	0	0	0	2,105	326,703	373,273
10:30	10,255	0	1,670	6,414	2,151	3,339	9,457	0	3,108	0	1,227	3,405	1,729	0	0	0	0	2,105	328,412	373,273
11:00	8,183	0	1,670	4,039	2,151	3,042	9,457	0	0	1,155	0	1,986	1,729	0	0	0	0	2,105	337,757	373,273
11:30	6,883	0	1,670	4,039	2,151	3,042	9,457	0	0	1,155	0	1,986	1,729	0	0	0	0	2,105	339,057	373,273
NOON	0	0	0	3,088	2,151	5,029	3,385	0	0	0	0	1,986	1,729	0	0	0	0	0	355,904	373,273
0:30	0	0	0	4,316	2,151	3,603	3,385	0	0	0	0	1,986	1,729	0	0	0	0	0	356,102	373,273
1:00	0	0	996	5,517	3,220	3,603	1,115	0	0	0	0	1,986	0	0	0	0	0	0	356,835	373,273
1:30	0	0	0	6,659	3,220	3,603	1,115	0	0	0	0	1,986	0	0	0	0	0	0	356,689	373,273
2:00	0	0	1,419	4,316	4,639	1,617	1,115	0	0	0	0	1,986	0	0	0	0	0	0	358,181	373,273
2:30	0	0	3,564	3,161	3,220	1,617	1,115	0	0	0	0	1,986	0	0	0	0	0	0	358,610	373,273
3:00	0	0	1,419	4,580	2,151	1,617	0	0	0	0	0	1,986	0	0	0	0	0	0	361,520	373,273
3:30	0	0	1,419	4,580	2,151	1,617	0	0	0	0	0	1,986	0	0	0	0	0	0	361,520	373,273
4:00	0	0	0	8,896	2,151	0	0	0	0	0	0	1,986	2,145	0	0	0	0	0	358,095	373,273
4:30	0	0	0	8,896	2,151	0	0	0	0	0	0	1,986	0	0	0	0	0	0	360,240	373,273
5:00	0	0	0	3,135	996	0	0	2,580	0	0	0	0	0	0	0	0	0	0	366,562	373,273
5:30	0	0	1,201	3,135	996	0	0	2,580	0	0	0	0	0	0	0	0	0	0	365,361	373,273
6:00	0	0	0	2,019	996	2,844	0	3,735	0	1,069	0	0	0	0	0	0	0	0	362,609	373,273
6:30	1,194	1,419	0	2,019	996	1,986	0	3,735	0	1,069	0	0	0	0	0	0	0	0	360,853	373,273
7:00	1,194	0	0	950	996	0	0	3,623	0	1,069	0	0	0	0	0	0	0	0	365,440	373,273
7:30	0	0	0	950	996	0	0	1,353	0	1,069	0	0	0	0	0	0	0	0	368,904	373,273
8:00	0	0	0	0	996	0	0	1,353	0	0	0	0	0	0	0	0	0	0	370,924	373,273
8:30	0	0	0	0	996	0	0	1,353	0	0	0	0	0	0	0	0	0	0	370,924	373,273
9:00	0	0	0	0	996	0	0	1,353	0	0	0	0	0	0	0	0	0	0	370,924	373,273
9:30	0	0	0	0	996	0	0	1,353	0	0	0	0	0	0	0	0	0	0	370,924	373,273
10:00	0	0	0	1,201	0	0	0	1,353	0	0	0	0	0	0	0	0	0	0	370,719	373,273
10:30	0	0	0	0	0	0	0	0	0	0	0	0	0	0	0	0	0	0	373,273	373,273
11:00	0	0	0	0	0	0	0	0	0	0	0	0	0	0	0	0	0	0	373,273	373,273
11:30	0	0	0	0	0	0	0	0	0	0	0	0	0	0	0	0	0	0	373,273	373,273

avg.	1,408	30	430	2,542	1,188	1,664	1,884	728	640	334	217	807	543	0	0	0	0	283	360,576
max.	11,410	1,419	3,564	8,896	4,639	10,163	9,457	3,735	6,197	1,353	3,049	3,405	2,145	0	0	0	0	2,105	373,273
σ.	3,006	205	784	2,492	1,115	2,242	3,087	1,106	1,541	559	637	1,030	819	0	0	0	0	709	13,419

TABLE3.5.C2: RADIO AUDIENCES – TUESDAY

	RADJU MALTA	RADJU PARLAMENT	MAGIC RADIO	ONE RADIO	RADIO 101	BAY RADIO	CALYPSO RADIO	RTK	SMASH RADIO	RADJU MARIJA	CAMPUS FM	VIBE FM	XFM	BAY EASY	ALL ROCK	KISS	FOREIGN/OTHER STATION	COMMUNITY	NONE	TOTAL
M'NGHT	0	0	0	0	0	0	0	0	0	0	0	0	0	0	0	0	0	0	373,273	373,273
0:30	0	0	0	0	0	0	0	0	0	0	0	0	0	0	0	0	0	0	373,273	373,273
1:00	0	0	0	0	0	0	0	0	0	0	0	0	0	0	0	0	0	0	373,273	373,273
1:30	0	0	0	0	0	0	0	0	0	0	0	0	0	0	0	0	0	0	373,273	373,273
2:00	0	0	0	0	0	0	0	0	0	0	0	0	0	0	0	0	0	0	373,273	373,273
2:30	0	0	0	0	0	0	0	0	0	0	0	0	0	0	0	0	0	0	373,273	373,273
3:00	0	0	0	0	0	0	0	0	0	0	0	0	0	0	0	0	0	0	373,273	373,273
3:30	0	0	0	0	0	0	0	0	0	0	0	0	0	0	0	0	0	0	373,273	373,273
4:00	0	0	0	0	0	0	0	0	0	0	0	0	0	0	0	0	0	0	373,273	373,273
4:30	0	0	0	0	0	0	0	0	0	0	0	0	0	0	0	0	0	0	373,273	373,273
5:00	0	0	0	0	0	0	0	1,211	0	0	0	0	0	0	0	0	0	0	372,062	373,273
5:30	0	0	0	0	0	1,806	0	1,211	0	0	0	0	0	0	0	0	0	0	370,256	373,273
6:00	0	0	1,169	2,650	0	3,065	0	1,882	0	0	0	0	0	0	0	0	0	0	364,506	373,273
6:30	0	0	0	1,363	0	3,432	0	1,882	0	0	0	0	0	0	0	0	0	1,488	365,108	373,273
7:00	1,287	0	1,882	2,574	0	6,386	0	2,366	0	1,121	0	2,062	0	0	0	0	0	1,488	354,107	373,273
7:30	1,287	0	0	3,771	0	5,549	0	1,169	0	1,121	0	2,062	0	0	0	0	0	0	358,314	373,273
8:00	1,363	0	1,910	6,546	2,214	10,531	1,211	4,636	3,363	2,249	1,287	0	0	0	0	0	0	0	337,964	373,273
8:30	0	0	3,819	6,546	2,214	8,012	1,211	4,636	3,363	2,249	1,287	0	0	0	0	0	0	0	339,936	373,273
9:00	6,587	0	6,200	5,708	2,214	14,330	2,297	5,632	3,363	3,245	2,498	2,083	0	0	0	0	0	1,211	317,905	373,273
9:30	7,715	0	6,200	6,836	2,214	15,921	2,297	5,632	3,363	3,245	1,287	2,083	0	0	0	0	0	1,211	315,269	373,273
10:00	6,504	0	4,290	6,836	2,214	14,115	4,069	4,421	3,363	4,366	1,287	0	1,771	0	0	0	0	1,211	318,825	373,273
10:30	6,504	0	4,290	8,462	2,214	12,524	4,069	5,840	3,363	4,366	1,287	0	1,771	0	0	0	0	1,211	317,372	373,273
11:00	5,951	0	3,079	7,417	2,214	12,711	4,069	4,421	3,363	4,366	1,287	0	1,771	0	0	0	0	1,211	321,413	373,273
11:30	3,633	0	3,079	10,448	2,214	12,711	4,069	4,421	3,363	4,366	1,287	0	1,771	0	0	0	0	1,211	320,701	373,273
NOON	4,242	0	3,079	5,888	1,045	10,462	4,069	4,553	0	2,539	2,705	0	0	0	0	0	0	0	334,691	373,273
0:30	4,242	0	1,910	7,175	1,045	10,462	4,069	4,553	0	2,539	2,705	0	0	0	0	0	0	0	334,574	373,273
1:00	1,169	0	1,910	8,303	1,045	10,635	3,190	3,425	0	1,121	2,705	0	0	0	0	0	0	0	339,770	373,273
1:30	1,169	0	1,910	5,888	1,045	10,635	3,190	3,425	0	1,121	2,705	0	0	0	0	0	0	0	342,185	373,273
2:00	2,422	0	3,854	4,760	1,045	6,746	3,190	3,425	0	0	1,287	1,771	0	0	0	0	0	0	344,773	373,273
2:30	2,740	0	5,155	4,760	1,045	6,746	4,442	3,425	0	0	1,287	0	0	0	0	0	0	0	343,672	373,273
3:00	1,488	0	1,910	3,501	1,045	8,338	1,771	3,425	0	0	2,574	0	0	0	0	0	0	0	349,222	373,273
3:30	1,488	0	1,910	3,501	1,045	10,420	1,771	3,425	0	0	1,287	0	0	0	0	0	0	0	348,426	373,273
4:00	1,488	0	1,771	3,501	0	6,954	1,771	2,290	0	0	1,287	0	0	0	0	0	0	0	354,210	373,273
4:30	0	0	0	4,760	0	6,954	1,771	2,290	1,418	0	1,287	0	0	0	0	0	0	0	354,792	373,273
5:00	0	0	0	2,519	0	4,767	1,771	2,996	0	0	1,287	2,048	0	0	0	0	0	0	357,885	373,273
5:30	0	0	0	2,470	0	5,888	1,771	2,996	0	0	1,287	2,048	0	0	0	0	0	0	356,812	373,273
6:00	0	0	1,197	3,598	0	3,176	0	0	0	1,287	1,287	2,048	0	0	0	0	0	0	360,680	373,273
6:30	0	0	1,626	3,598	0	3,176	0	0	0	0	1,287	2,048	0	0	0	0	0	0	361,538	373,273
7:00	1,695	0	1,626	2,470	0	4,664	0	0	0	0	0	2,048	0	0	0	0	0	0	360,770	373,273
7:30	1,695	0	0	2,470	0	4,664	0	0	0	0	0	3,536	0	0	0	0	0	0	360,908	373,273
8:00	0	0	0	1,211	0	0	0	0	0	0	0	2,975	0	0	0	0	0	0	369,087	373,273
8:30	0	0	0	1,211	0	0	0	0	0	0	0	2,975	0	0	0	0	0	0	369,087	373,273
9:00	0	0	1,259	1,211	0	0	0	0	0	0	0	2,975	0	0	0	0	0	0	367,828	373,273
9:30	0	0	1,259	1,211	0	0	0	0	0	0	0	2,975	0	0	0	0	0	0	367,828	373,273
10:00	0	0	1,259	0	0	0	0	0	0	0	0	1,488	0	0	0	0	0	0	370,526	373,273
10:30	0	0	0	0	0	0	0	0	0	0	0	0	0	0	0	0	0	0	373,273	373,273
11:00	0	0	0	0	0	0	0	0	0	0	0	0	0	0	0	0	0	0	373,273	373,273
11:30	0	0	0	0	0	0	0	0	0	0	0	0	0	0	0	0	0	0	373,273	373,273

avg.	1,347	0	1,407	2,983	543	4,912	1,168	1,866	590	819	760	776	148	0	0	0	0	213	355,741
max.	7,715	0	6,200	10,448	2,214	15,921	4,442	5,840	3,363	4,366	2,705	3,536	1,771	0	0	0	0	1,488	373,273
σ.	2,157	0	1,753	2,922	848	5,017	1,574	2,007	1,270	1,420	933	1,154	495	0	0	0	0	485	18,566

TABLE 3.5.C3: RADIO AUDIENCES – WEDNESDAY

	RADJU MALTA	RADJU PARLAMENT	MAGIC RADIO	ONE RADIO	RADIO 101	BAY RADIO	CALYPSO RADIO	RTK	SMASH RADIO	RADJU MARIJA	CAMPUS FM	VIBE FM	XFM	BAY EASY	ALL ROCK	KISS	FOREIGN/OTHER STATION	COMMUNITY	NONE	TOTAL
M'NGHT	0	0	0	0	0	0	0	0	0	0	0	0	0	0	0	0	0	0	373,273	373,273
0:30	0	0	0	0	0	0	0	0	0	0	0	0	0	0	0	0	0	0	373,273	373,273
1:00	0	0	0	0	0	0	0	0	0	0	0	0	0	0	0	0	0	0	373,273	373,273
1:30	0	0	0	0	0	0	0	0	0	0	0	0	0	0	0	0	0	0	373,273	373,273
2:00	0	0	0	0	0	0	0	0	0	0	0	0	0	0	0	0	0	0	373,273	373,273
2:30	0	0	0	0	0	0	0	0	0	0	0	0	0	0	0	0	0	0	373,273	373,273
3:00	0	0	0	0	0	0	0	0	0	0	0	0	0	0	0	0	0	0	373,273	373,273
3:30	0	0	0	0	0	0	0	0	0	0	0	0	0	0	0	0	0	0	373,273	373,273
4:00	0	0	0	1,405	0	0	0	0	0	0	0	0	0	0	0	0	0	0	371,868	373,273
4:30	0	0	0	1,405	0	0	0	1,275	0	0	0	0	0	0	0	0	0	0	370,593	373,273
5:00	0	0	0	2,523	1,117	0	0	1,275	0	0	0	0	0	0	0	0	0	0	368,358	373,273
5:30	0	0	0	2,523	1,117	0	0	1,275	0	0	0	0	1,926	0	0	0	0	0	366,432	373,273
6:00	0	0	1,926	5,710	1,117	2,043	0	2,440	0	0	0	0	0	0	0	0	0	0	360,036	373,273
6:30	1,275	0	1,926	8,034	1,117	2,043	0	2,440	0	0	0	1,474	0	0	0	0	0	0	354,963	373,273
7:00	1,275	0	3,201	11,379	1,117	10,152	1,679	3,558	0	2,098	0	1,474	0	0	0	0	0	0	337,339	373,273
7:30	3,167	0	5,326	10,344	1,117	9,974	0	4,744	0	2,098	0	0	1,865	0	0	0	0	0	334,638	373,273
8:00	1,111	2,776	5,326	11,544	1,117	15,766	3,859	5,991	1,227	1,111	0	1,789	1,865	0	0	0	0	0	319,791	373,273
8:30	1,111	1,474	5,895	11,544	1,117	12,174	5,134	7,026	1,227	0	0	1,789	1,865	0	0	0	0	0	322,916	373,273
9:00	3,345	0	5,895	12,743	1,200	10,927	7,609	7,026	1,200	0	0	1,926	0	0	0	0	0	0	321,402	373,273
9:30	3,345	0	7,095	12,743	1,200	12,216	7,609	4,956	1,200	0	0	1,926	0	0	0	0	0	0	320,983	373,273
10:00	4,380	0	5,052	12,579	1,200	13,847	7,609	4,956	1,200	0	0	0	0	0	0	0	0	1,111	321,340	373,273
10:30	4,380	0	5,052	12,579	1,200	13,847	7,609	4,956	1,200	0	0	0	0	0	0	0	0	1,111	321,340	373,273
11:00	4,380	0	5,779	11,544	1,200	14,005	7,609	4,956	0	0	1,755	0	0	0	0	0	0	0	322,046	373,273
11:30	4,380	0	5,779	12,730	1,200	12,599	7,609	4,956	0	0	1,755	0	0	0	0	0	0	0	322,265	373,273
NOON	1,200	0	3,852	11,434	0	16,514	5,134	1,405	987	2,386	1,755	0	0	0	0	0	3,023	987	324,596	373,273
0:30	1,200	0	3,852	11,523	0	18,577	5,134	1,405	0	2,386	1,755	0	0	0	0	0	3,023	0	324,418	373,273
1:00	2,386	0	1,926	11,653	1,275	8,802	6,540	2,680	0	1,111	0	0	0	0	0	0	3,023	0	333,878	373,273
1:30	2,386	0	3,955	11,653	1,275	8,802	6,540	2,680	0	1,111	0	0	0	0	0	0	3,023	0	331,848	373,273
2:00	1,186	0	3,503	10,378	0	8,802	6,293	2,680	0	0	0	1,734	0	0	0	0	3,023	0	335,674	373,273
2:30	0	0	0	10,920	0	8,802	5,052	2,680	0	0	0	1,734	1,248	0	0	0	3,023	0	339,814	373,273
3:00	0	0	0	12,106	0	11,852	5,052	3,880	1,734	1,117	0	1,734	2,063	0	0	0	3,023	0	330,711	373,273
3:30	0	0	0	13,292	0	13,532	5,052	5,128	1,734	0	0	1,734	2,063	0	0	0	3,023	0	327,715	373,273
4:00	2,063	0	0	10,090	1,200	8,740	4,572	7,513	1,734	1,755	0	0	2,063	0	0	0	1,158	0	332,383	373,273
4:30	2,063	0	0	8,905	1,200	4,655	4,572	7,513	1,734	1,755	0	0	0	0	0	0	1,158	0	339,718	373,273
5:00	0	0	1,892	4,716	1,200	3,078	5,820	2,605	1,734	1,755	0	0	0	0	0	0	1,158	0	349,315	373,273
5:30	0	0	1,892	4,689	2,399	3,078	5,820	1,405	1,734	1,755	0	0	0	0	0	0	1,158	0	349,342	373,273
6:00	1,241	0	0	3,441	1,200	3,194	5,820	0	1,734	4,024	0	0	0	0	0	0	1,158	0	351,461	373,273
6:30	0	0	0	4,627	0	3,194	5,820	0	1,734	4,024	0	0	0	0	0	0	1,158	0	352,715	373,273
7:00	0	0	0	4,627	0	0	3,338	0	1,734	1,865	0	0	0	0	0	0	0	0	361,709	373,273
7:30	0	0	0	3,441	0	0	3,338	0	1,734	1,865	0	0	0	0	0	0	0	0	362,895	373,273
8:00	1,186	0	0	3,441	0	0	1,865	0	1,734	1,865	0	0	0	0	0	0	0	0	363,183	373,273
8:30	1,186	0	0	2,324	0	0	1,865	0	1,734	1,865	0	0	0	0	0	0	0	0	364,300	373,273
9:00	1,186	0	0	2,324	0	3,290	0	0	1,611	1,865	0	0	1,474	0	0	0	0	0	361,524	373,273
9:30	1,186	0	0	2,324	0	3,290	0	0	1,611	1,865	0	0	1,474	0	0	0	0	0	361,524	373,273
10:00	1,186	0	0	2,324	0	1,248	1,200	0	0	1,865	0	0	0	0	0	0	0	0	365,451	373,273
10:30	1,186	0	0	2,324	0	1,248	0	0	0	1,865	0	0	0	0	0	0	0	0	366,651	373,273
11:00	1,186	0	0	2,324	0	0	0	0	0	0	0	0	0	0	0	0	0	0	369,763	373,273
11:30	1,186	0	0	2,324	0	0	0	0	0	0	0	0	0	0	0	0	0	0	369,763	373,273

avg.	1,153	89	1,648	6,219	539	5,423	3,024	2,154	672	904	146	361	373	0	0	0	649	67	349,851
max.	4,380	2,776	7,095	13,292	2,399	18,577	7,609	7,513	1,734	4,024	1,755	1,926	2,063	0	0	0	3,023	1,111	373,273
σ.	1,368	450	2,307	4,889	643	5,865	2,971	2,451	790	1,115	490	714	746	0	0	0	1,139	262	19,893

TABLE 3.5.C4: RADIO AUDIENCES – THURSDAY

	RADJU MALTA	RADJU PARLAMENT	MAGIC RADIO	ONE RADIO	RADIO 101	BAY RADIO	CALYPSO RADIO	RTK	SMASH RADIO	RADJU MARIJA	CAMPUS FM	VIBE FM	XFM	BAY EASY	ALL ROCK	KISS	FOREIGN/OTHER STATION	COMMUNITY	NONE	TOTAL
M'NGHT	0	0	0	0	0	0	0	0	0	0	0	0	0	0	0	0	0	0	373,273	373,273
0:30	0	0	0	0	0	0	0	0	0	0	0	0	0	0	0	0	0	0	373,273	373,273
1:00	0	0	0	0	0	0	0	0	0	0	0	0	0	0	0	0	0	0	373,273	373,273
1:30	0	0	0	0	0	0	0	0	0	0	0	0	0	0	0	0	0	0	373,273	373,273
2:00	0	0	0	0	0	0	0	0	0	0	0	0	0	0	0	0	0	0	373,273	373,273
2:30	0	0	0	0	0	0	0	0	0	0	0	0	0	0	0	0	0	0	373,273	373,273
3:00	0	0	0	0	0	0	0	0	0	0	0	0	0	0	0	0	0	0	373,273	373,273
3:30	0	0	0	0	0	0	0	0	0	0	0	0	0	0	0	0	0	0	373,273	373,273
4:00	0	0	0	0	0	0	0	0	0	0	0	0	0	0	0	0	0	0	373,273	373,273
4:30	0	0	0	0	0	1,767	0	0	0	0	0	0	0	0	0	0	0	0	371,506	373,273
5:00	0	0	0	0	0	0	0	1,767	0	0	0	1,767	0	0	0	0	0	0	369,738	373,273
5:30	0	0	0	1,125	1,284	0	0	1,767	0	0	0	0	0	0	0	0	0	0	369,096	373,273
6:00	4,860	0	0	5,405	1,284	3,714	1,042	3,769	0	0	0	0	0	0	0	0	0	0	353,198	373,273
6:30	4,860	0	0	6,572	0	1,809	2,326	3,769	0	0	0	0	0	0	0	0	0	0	353,937	373,273
7:00	5,902	0	2,886	8,298	1,622	12,771	3,873	3,804	2,078	3,417	0	0	3,017	0	0	0	0	0	325,605	373,273
7:30	5,902	0	4,025	9,582	0	9,886	3,873	3,804	2,078	3,417	0	2,244	4,252	0	0	0	0	0	324,211	373,273
8:00	6,068	1,484	8,401	12,254	1,284	13,862	6,199	2,492	2,078	0	0	0	6,061	0	0	0	0	0	313,089	373,273
8:30	5,026	1,484	7,159	12,254	1,243	15,098	6,199	2,492	2,078	0	0	0	4,252	0	0	0	0	0	315,989	373,273
9:00	6,524	0	4,453	16,547	1,208	15,933	6,234	4,908	2,078	2,202	0	1,809	4,252	0	0	0	0	0	307,125	373,273
9:30	6,524	0	4,453	16,547	1,208	15,933	6,234	5,951	2,078	2,202	0	1,809	4,252	0	0	0	0	0	306,082	373,273
10:00	6,524	0	4,453	11,094	3,113	12,826	6,234	7,207	4,018	3,196	0	3,852	4,252	0	0	0	0	0	306,503	373,273
10:30	6,524	0	4,453	11,094	3,113	12,826	4,991	7,207	4,018	2,202	0	3,852	4,252	0	0	0	0	0	308,740	373,273
11:00	8,581	0	4,453	11,094	2,568	10,541	4,991	5,951	2,078	994	0	3,852	4,252	0	0	0	0	0	313,918	373,273
11:30	8,581	0	4,453	11,094	2,568	10,541	4,991	5,951	2,078	994	0	3,852	4,252	0	0	0	0	0	313,918	373,273
NOON	4,356	0	4,453	13,758	1,208	8,733	3,783	3,535	2,078	2,036	0	3,852	4,252	0	0	0	0	0	321,228	373,273
0:30	4,356	0	4,453	13,758	1,208	8,733	3,783	3,535	2,078	2,036	0	3,852	4,252	0	0	0	0	0	321,228	373,273
1:00	5,606	0	3,203	9,333	1,208	8,733	2,665	3,535	2,078	2,036	0	1,256	3,044	0	0	0	0	0	330,576	373,273
1:30	5,606	0	3,203	6,869	1,208	8,733	2,665	3,535	2,078	994	0	1,256	3,044	0	0	0	0	0	334,082	373,273
2:00	3,652	0	3,203	2,568	0	10,611	4,252	3,535	2,078	994	0	0	1,236	0	0	0	0	0	341,145	373,273
2:30	3,652	0	3,203	3,818	0	10,611	4,252	3,535	2,078	994	0	0	1,236	0	0	0	0	0	339,895	373,273
3:00	3,652	0	0	4,273	1,484	11,177	4,252	2,492	2,078	0	0	1,767	1,905	0	0	0	0	0	340,192	373,273
3:30	4,694	0	0	4,273	1,484	11,177	4,252	2,492	2,078	2,078	0	1,298	0	0	0	0	0	0	339,446	373,273
4:00	3,500	0	1,526	4,259	1,484	11,432	2,237	1,208	2,078	0	0	1,298	0	0	0	0	0	0	344,251	373,273
4:30	3,500	0	0	4,259	1,484	10,645	2,237	1,208	2,078	0	0	1,298	0	0	0	0	0	0	346,564	373,273
5:00	2,292	0	0	3,024	2,609	5,702	1,042	2,402	3,983	0	0	1,298	0	0	0	0	0	1,284	349,636	373,273
5:30	1,250	0	1,243	3,024	2,609	7,186	1,042	2,402	2,078	0	0	1,298	0	0	0	0	0	1,284	349,857	373,273
6:00	2,492	0	0	1,256	1,125	3,251	2,209	1,208	0	0	0	0	0	0	0	0	0	0	361,731	373,273
6:30	2,492	0	0	0	1,125	1,767	2,209	1,208	0	1,118	0	1,588	0	0	0	0	0	0	361,765	373,273
7:00	1,250	0	0	1,622	1,125	0	2,209	2,451	0	0	0	0	0	0	0	0	0	0	364,616	373,273
7:30	1,250	0	0	1,622	1,125	1,484	2,209	1,208	0	0	0	0	0	0	0	0	0	0	364,375	373,273
8:00	0	0	0	1,622	0	0	1,042	1,208	0	0	0	0	0	0	0	0	0	0	369,400	373,273
8:30	0	0	0	1,622	0	0	1,042	1,208	0	0	0	0	0	0	0	0	0	0	369,400	373,273
9:00	0	0	0	0	0	0	1,042	1,208	0	0	0	0	0	0	0	0	0	0	371,022	373,273
9:30	0	0	0	0	0	0	1,042	1,208	0	0	0	0	0	0	0	0	0	0	371,022	373,273
10:00	0	0	0	0	0	0	1,042	2,492	0	0	0	0	0	0	0	0	0	0	369,738	373,273
10:30	0	0	0	0	0	0	1,042	1,208	0	0	0	0	0	0	0	0	0	0	371,022	373,273
11:00	0	0	0	0	0	0	1,042	1,208	0	0	0	0	0	0	0	0	0	0	371,022	373,273
11:30	0	0	0	0	0	0	1,042	1,208	0	0	0	0	0	0	0	0	0	0	371,022	373,273

avg.	2,697	62	1,535	4,457	854	5,364	2,309	2,318	1,073	644	0	898	1,293	0	0	0	0	54	349,716
max.	8,581	1,484	8,401	16,547	3,113	15,933	6,234	7,207	4,018	3,417	0	3,852	6,061	0	0	0	0	1,284	373,273
σ.	2,756	300	2,245	5,174	956	5,655	2,085	1,962	1,263	1,043	0	1,323	1,911	0	0	0	0	259	23,801

TABLE 3.5.C5: RADIO AUDIENCES – FRIDAY

	RADJU MALTA	RADJU PARLAMENT	MAGIC RADIO	ONE RADIO	RADIO 101	BAY RADIO	CALYPSO RADIO	RTK	SMASH RADIO	RADJU MARIJA	CAMPUS FM	VIBE FM	XFM	BAY EASY	ALL ROCK	KISS	FOREIGN/OTHER STATION	COMMUNITY	NONE	TOTAL
M'NGHT	0	0	0	0	0	0	0	0	0	0	0	0	0	0	0	0	0	0	373,273	373,273
0:30	0	0	0	0	0	0	0	0	0	0	0	0	0	0	0	0	0	0	373,273	373,273
1:00	0	0	0	0	1,202	0	0	0	0	0	0	0	0	0	0	0	0	0	372,071	373,273
1:30	0	0	0	0	1,202	0	0	0	0	0	0	0	0	0	0	0	0	0	372,071	373,273
2:00	0	0	0	0	0	0	0	0	0	0	0	0	0	0	0	0	0	0	373,273	373,273
2:30	0	0	0	0	0	0	0	0	0	0	0	0	0	0	0	0	0	0	373,273	373,273
3:00	0	0	0	0	0	0	0	0	0	0	0	0	0	0	0	0	0	0	373,273	373,273
3:30	0	0	0	0	0	0	0	0	0	0	0	0	0	0	0	0	0	0	373,273	373,273
4:00	1,119	0	0	0	0	1,682	0	0	0	0	0	0	0	0	0	0	0	0	370,471	373,273
4:30	1,119	0	0	1,160	0	1,682	0	0	0	0	0	0	0	0	0	0	0	0	369,311	373,273
5:00	1,119	0	0	1,160	0	3,577	0	0	0	0	0	0	0	0	0	0	0	0	367,416	373,273
5:30	1,119	0	0	2,280	0	3,577	0	0	0	0	0	0	0	0	0	0	0	0	366,297	373,273
6:00	1,119	0	2,232	5,198	0	1,895	1,202	0	0	0	0	0	0	0	0	0	0	0	361,628	373,273
6:30	1,119	0	2,232	5,198	0	5,273	1,202	0	0	0	0	0	1,579	0	0	0	0	0	356,670	373,273
7:00	1,119	0	6,042	4,037	0	4,264	4,573	1,112	1,792	0	0	1,277	1,579	0	0	0	0	0	347,476	373,273
7:30	2,396	0	3,811	4,037	1,758	5,473	4,573	1,112	3,145	0	0	0	1,250	0	0	0	0	0	345,718	373,273
8:00	5,582	0	4,607	7,848	1,758	4,429	7,162	0	5,885	4,552	0	0	1,476	0	0	0	0	0	329,973	373,273
8:30	5,582	0	6,097	7,848	0	6,166	7,162	0	2,513	4,552	0	0	1,476	0	0	0	0	0	331,875	373,273
9:00	10,492	0	1,229	13,719	0	5,321	10,011	1,243	2,513	4,552	0	0	3,371	0	0	0	0	1,929	318,891	373,273
9:30	7,938	0	1,229	13,719	0	5,321	10,011	1,243	2,513	4,552	0	0	3,371	0	0	0	0	0	323,375	373,273
10:00	7,938	0	3,021	8,968	2,520	5,761	10,087	1,277	2,513	4,552	0	0	0	0	0	0	0	0	326,636	373,273
10:30	7,938	0	3,021	8,968	2,520	5,761	10,087	1,277	2,513	4,552	0	0	0	0	0	0	0	0	326,636	373,273
11:00	7,938	0	3,021	8,968	2,520	7,038	10,087	1,277	2,513	4,552	0	0	0	0	0	0	0	0	325,359	373,273
11:30	7,938	0	3,021	8,968	2,520	7,038	10,087	1,277	2,513	4,552	0	0	0	0	0	0	0	0	325,359	373,273
NOON	4,477	0	1,792	7,752	2,438	3,845	4,484	0	1,353	4,683	0	3,804	1,737	1,353	1,792	0	0	0	333,764	373,273
0:30	3,358	0	1,792	11,398	2,438	3,845	4,484	0	1,353	3,564	0	3,804	1,737	1,353	1,792	0	0	0	332,356	373,273
1:00	2,197	0	1,792	11,845	1,243	3,845	4,484	0	1,353	3,564	0	1,758	1,737	1,353	1,792	0	0	0	336,311	373,273
1:30	2,197	0	1,792	9,476	1,243	3,845	4,484	0	1,353	4,765	0	1,758	1,737	1,353	1,792	0	0	0	337,478	373,273
2:00	1,037	0	1,792	6,400	0	2,232	4,484	2,753	1,353	4,765	0	1,758	3,632	0	1,792	0	0	0	341,275	373,273
2:30	1,037	0	1,792	6,400	0	2,232	5,644	1,277	1,353	4,765	0	1,758	3,632	0	1,792	0	0	0	341,591	373,273
3:00	1,037	0	1,792	4,161	0	4,463	5,644	2,527	1,353	4,765	0	1,758	3,632	0	0	0	0	0	342,141	373,273
3:30	1,037	0	3,042	4,161	0	4,786	5,644	2,527	1,353	4,765	0	1,758	3,632	0	0	0	0	0	340,568	373,273
4:00	4,786	0	3,371	3,042	1,353	6,853	3,090	3,145	2,630	4,765	0	1,758	0	0	0	0	0	0	338,481	373,273
4:30	3,310	0	1,792	3,042	1,353	5,603	3,090	4,422	2,630	4,765	0	1,758	0	0	0	0	0	0	341,509	373,273
5:00	2,067	0	1,792	2,836	1,353	5,335	1,160	6,866	1,353	3,605	0	2,067	2,678	0	0	0	0	0	342,161	373,273
5:30	2,067	0	1,792	2,836	1,353	2,232	1,160	3,138	1,353	3,605	0	2,067	1,517	0	0	0	0	0	350,154	373,273
6:00	2,067	0	1,792	3,536	0	1,476	0	2,362	1,353	3,605	0	1,792	1,517	0	0	0	0	0	353,772	373,273
6:30	2,067	0	1,792	3,536	0	1,476	0	2,362	1,353	3,605	0	0	1,517	0	0	0	0	0	355,564	373,273
7:00	2,067	0	1,792	0	0	0	0	1,243	0	3,605	0	0	0	0	0	0	0	0	364,566	373,273
7:30	0	0	1,792	0	0	0	0	0	0	3,605	0	0	0	0	0	0	0	0	367,876	373,273
8:00	0	0	1,792	0	0	1,250	0	1,408	0	1,202	0	0	0	0	0	0	0	0	367,622	373,273
8:30	0	0	1,792	0	0	1,250	0	1,408	0	1,202	0	0	0	0	0	0	0	0	367,622	373,273
9:00	0	0	1,792	0	0	1,250	0	1,408	0	1,277	0	0	0	0	0	0	0	0	367,546	373,273
9:30	0	0	1,792	0	0	1,250	0	1,408	0	1,277	0	0	0	0	0	0	0	0	367,546	373,273
10:00	0	0	0	1,305	0	1,250	0	0	0	0	0	0	0	0	0	0	0	0	370,719	373,273
10:30	0	0	0	0	0	1,250	0	0	0	0	0	0	0	0	0	0	0	0	372,023	373,273
11:00	0	0	0	0	0	1,250	0	0	0	0	0	0	0	0	0	0	0	0	372,023	373,273
11:30	0	0	0	0	0	1,250	0	0	0	0	0	0	0	0	0	0	0	0	372,023	373,273

avg.	2,216	0	1,630	3,829	599	2,840	2,794	1,001	1,040	2,254	0	602	892	113	224	0	0	40	353,199	
max.	10,492	0	6,097	13,719	2,520	7,038	10,087	6,866	5,885	4,765	0	3,804	3,632	1,353	1,792	0	0	1,929	373,273	
σ.	2,793	0	1,529	4,151	917	2,278	3,567	1,407	1,270	2,126	0	1,028	1,258	378	599	0	0	278	17,978	

TABLE 3.5.C6: RADIO AUDIENCES – SATURDAY

	RADJU MALTA	RADJU PARLAMENT	MAGIC RADIO	ONE RADIO	RADIO 101	BAY RADIO	CALYPSO RADIO	RTK	SMASH RADIO	RADJU MARIJA	CAMPUS FM	VIBE FM	XFM	BAY EASY	ALL ROCK	KISS	FOREIGN/OTHER STATION	COMMUNITY	NONE	TOTAL
M'NGHT	0	0	0	0	0	0	0	0	0	0	0	0	0	0	0	0	0	0	373,273	373,273
0:30	0	0	0	0	0	0	0	0	0	0	0	0	0	0	0	0	0	0	373,273	373,273
1:00	0	0	0	0	0	0	0	0	0	0	0	0	0	0	0	0	0	0	373,273	373,273
1:30	0	0	0	0	0	0	0	0	0	0	0	0	0	0	0	0	0	0	373,273	373,273
2:00	0	0	0	0	0	0	0	0	0	0	0	0	0	0	0	0	0	0	373,273	373,273
2:30	0	0	0	0	0	0	0	1,173	0	0	0	0	0	0	0	0	0	0	372,100	373,273
3:00	0	0	0	0	0	0	0	1,173	0	0	0	0	0	0	0	0	0	0	372,100	373,273
3:30	0	0	0	0	0	0	0	1,173	0	0	0	0	0	0	0	0	0	0	372,100	373,273
4:00	0	0	0	0	0	0	0	1,173	0	0	0	0	0	0	0	0	0	0	372,100	373,273
4:30	0	0	0	0	0	0	0	1,173	0	0	0	0	0	0	0	0	0	0	372,100	373,273
5:00	0	0	0	0	0	0	0	1,173	0	0	0	0	0	0	0	0	0	0	372,100	373,273
5:30	0	0	0	1,187	0	0	0	1,173	0	0	0	0	0	0	0	0	0	0	370,913	373,273
6:00	1,146	0	0	1,187	0	2,041	1,187	0	0	0	0	0	0	0	0	0	0	1,458	366,255	373,273
6:30	1,146	0	0	1,187	0	5,146	1,187	0	0	0	0	0	0	0	0	0	0	1,458	363,150	373,273
7:00	3,424	0	2,204	3,838	0	7,703	1,844	0	0	1,187	0	0	0	0	0	0	0	1,458	351,616	373,273
7:30	3,424	0	2,204	3,838	0	5,207	1,844	0	0	0	0	1,560	0	0	0	0	0	1,458	353,738	373,273
8:00	2,251	0	3,451	6,197	0	12,022	9,927	3,716	0	1,024	0	1,560	0	0	0	0	0	2,719	330,407	373,273
8:30	2,251	0	3,451	7,303	0	10,178	7,804	3,716	0	1,024	0	0	0	0	0	0	0	2,719	334,828	373,273
9:00	11,045	0	6,130	11,968	2,861	8,869	8,903	3,716	1,715	0	0	1,261	1,498	0	0	0	0	2,719	312,588	373,273
9:30	9,655	0	4,672	11,968	1,715	5,126	8,903	3,716	1,715	0	0	1,261	1,498	0	0	0	0	2,719	320,324	373,273
10:00	6,001	0	5,933	14,585	1,715	9,852	10,049	3,105	4,665	1,288	0	0	1,498	0	0	0	0	2,719	311,862	373,273
10:30	7,187	0	5,933	15,758	1,173	8,564	10,049	3,105	3,560	1,288	0	0	1,498	0	0	0	0	2,719	312,438	373,273
11:00	8,164	0	4,672	15,331	1,227	5,126	10,049	2,000	1,715	0	0	1,458	0	0	0	0	0	2,719	320,812	373,273
11:30	8,164	0	4,672	17,839	1,227	5,126	10,049	2,000	1,715	0	0	1,458	0	0	0	0	0	2,719	318,304	373,273
NOON	2,258	0	4,231	15,744	1,227	1,871	6,530	0	1,715	1,146	0	1,458	1,458	0	0	0	0	2,719	332,915	373,273
0:30	2,258	0	2,956	13,236	1,227	3,777	6,530	0	1,715	1,146	0	1,458	0	0	0	0	0	2,719	336,252	373,273
1:00	1,024	0	4,102	9,981	1,227	1,871	6,530	0	1,715	0	0	1,458	0	0	0	0	0	2,719	342,646	373,273
1:30	1,024	0	2,956	9,981	1,227	1,871	6,530	0	1,715	0	0	0	0	0	0	0	0	2,719	345,249	373,273
2:00	1,024	0	2,956	4,936	1,227	3,912	5,424	0	1,715	0	0	0	0	0	0	0	0	1,458	350,619	373,273
2:30	1,024	0	2,956	4,936	1,227	3,912	5,424	0	1,715	0	0	0	0	0	0	0	0	1,458	350,619	373,273
3:00	0	0	2,956	4,936	1,227	1,871	5,424	0	0	0	0	0	0	0	0	0	0	0	356,857	373,273
3:30	1,261	0	2,956	4,936	1,227	1,871	5,424	0	0	0	0	0	0	0	0	0	0	0	355,596	373,273
4:00	1,187	0	3,011	3,675	1,227	3,329	6,150	0	0	0	0	0	0	0	0	0	0	0	354,694	373,273
4:30	1,187	0	3,011	2,651	1,227	3,329	4,278	0	0	0	0	0	0	0	0	0	0	0	357,590	373,273
5:00	0	0	1,275	3,750	0	6,062	2,434	0	0	0	0	0	1,871	0	0	0	0	0	357,881	373,273
5:30	0	0	1,275	3,750	0	4,828	2,434	0	0	0	0	0	0	0	0	0	0	0	360,987	373,273
6:00	2,326	0	1,275	3,750	0	1,871	2,434	0	0	1,173	0	0	0	0	0	0	0	0	360,444	373,273
6:30	1,098	0	1,275	3,750	0	1,871	2,434	0	1,214	1,105	0	0	0	0	0	0	0	0	360,526	373,273
7:00	0	0	1,275	5,255	0	0	2,434	0	0	1,105	0	0	0	0	0	0	0	0	363,204	373,273
7:30	0	0	1,275	2,407	0	0	2,434	0	0	1,105	0	0	0	0	0	0	0	0	366,052	373,273
8:00	0	0	2,936	0	2,041	0	0	0	0	0	0	0	0	0	0	0	0	0	368,296	373,273
8:30	0	0	2,936	0	2,041	0	1,715	0	0	0	0	0	0	0	0	0	0	0	366,581	373,273
9:00	0	0	1,275	0	0	1,770	1,715	0	0	0	0	0	0	0	0	0	0	0	368,513	373,273
9:30	0	0	1,275	0	0	0	1,715	0	0	0	0	1,770	0	0	0	0	0	0	368,513	373,273
10:00	0	0	1,275	0	0	0	1,715	0	0	0	0	0	0	0	0	0	0	0	370,283	373,273
10:30	0	0	1,275	0	0	0	1,715	0	0	0	0	0	0	0	0	0	0	0	370,283	373,273
11:00	0	0	1,275	0	0	0	0	0	0	0	0	0	0	0	0	0	0	0	371,998	373,273
11:30	0	0	1,275	0	0	0	0	0	0	0	0	0	0	0	0	0	0	0	371,998	373,273

avg.	1,657	0	2,012	4,372	547	2,687	3,400	693	554	262	0	306	194	0	0	0	0	862	355,725	
max.	11,045	0	6,130	17,839	2,861	12,022	10,049	3,716	4,665	1,288	0	1,770	1,871	0	0	0	0	2,719	373,273	
σ.	2,791	0	1,814	5,337	765	3,266	3,486	1,212	1,038	488	0	607	522	0	0	0	0	1,183	19,135	

TABLE 3.5.C7: RADIO AUDIENCES – SUNDAY

	RADJU MALTA	RADJU PARLAMENT	MAGIC RADIO	ONE RADIO	RADIO 101	BAY RADIO	CALYPSO RADIO	RTK	SMASH RADIO	RADJU MARIJA	CAMPUS FM	VIBE FM	XFM	BAY EASY	ALL ROCK	KISS	FOREIGN/OTHER STATION	COMMUNITY	NONE	TOTAL
M'NGHT	0	0	0	0	0	0	0	0	0	0	0	0	0	0	0	0	0	0	373,273	373,273
0:30	0	0	0	0	0	0	0	0	0	0	0	0	0	0	0	0	0	0	373,273	373,273
1:00	0	0	0	0	0	0	0	0	0	0	0	0	0	0	0	0	0	0	373,273	373,273
1:30	0	0	0	0	0	0	0	0	0	0	0	0	0	0	0	0	0	0	373,273	373,273
2:00	0	0	0	0	0	0	0	0	0	0	0	0	0	0	0	0	0	0	373,273	373,273
2:30	0	0	0	0	0	0	0	0	0	0	0	0	0	0	0	0	0	0	373,273	373,273
3:00	0	0	0	0	0	0	0	0	0	0	0	0	0	0	0	0	0	0	373,273	373,273
3:30	0	0	0	0	0	0	0	0	0	0	0	0	0	0	0	0	0	0	373,273	373,273
4:00	0	0	0	0	0	0	0	0	0	0	0	0	0	0	0	0	0	0	373,273	373,273
4:30	0	0	0	0	0	0	0	0	0	1,165	0	0	0	0	0	0	0	0	372,108	373,273
5:00	0	0	0	0	0	0	0	0	0	0	0	0	0	0	0	0	0	0	373,273	373,273
5:30	0	0	0	0	0	0	0	0	0	1,165	0	0	0	0	0	0	0	0	372,108	373,273
6:00	0	0	0	1,251	0	0	1,301	1,029	0	1,165	0	0	0	0	0	0	0	0	368,526	373,273
6:30	1,208	0	0	5,876	0	0	1,301	1,029	0	2,330	0	0	0	0	0	0	0	0	361,528	373,273
7:00	1,165	0	0	9,622	2,445	1,873	1,301	1,029	0	2,330	1,751	0	0	0	0	0	0	1,287	350,470	373,273
7:30	1,165	0	0	10,951	2,445	1,873	1,301	1,029	0	2,330	0	0	0	0	0	0	0	1,287	350,891	373,273
8:00	4,732	0	1,944	7,792	3,610	4,003	2,552	3,724	1,465	2,330	0	0	1,158	0	0	0	0	1,165	338,796	373,273
8:30	3,403	0	1,944	9,543	3,610	7,277	2,552	3,724	0	2,330	0	0	1,158	0	0	0	0	1,165	336,566	373,273
9:00	12,281	0	1,944	7,384	3,982	9,014	5,733	3,724	0	5,368	0	1,287	1,158	0	0	0	0	2,245	319,153	373,273
9:30	12,281	0	3,110	7,298	5,311	6,691	5,733	3,724	0	5,368	0	1,287	1,158	0	0	0	0	2,245	319,067	373,273
10:00	10,966	0	3,110	8,935	2,445	8,178	4,482	3,724	0	3,360	0	0	1,158	0	0	1,079	0	2,245	323,592	373,273
10:30	12,045	0	1,944	8,549	3,603	4,718	4,482	4,889	0	3,360	0	0	1,158	0	0	1,079	0	2,245	325,200	373,273
11:00	10,966	0	1,944	9,786	6,398	3,174	4,482	3,353	0	2,459	0	0	4,525	0	0	1,079	0	2,245	322,863	373,273
11:30	12,174	0	1,944	8,499	7,563	1,873	4,482	3,353	0	2,459	0	0	4,525	0	0	1,079	0	2,245	323,077	373,273
NOON	1,465	0	1,944	8,378	0	3,739	1,301	1,158	0	1,165	0	0	0	0	0	0	0	0	354,123	373,273
0:30	1,465	0	1,944	8,378	0	1,873	1,301	1,158	0	1,165	0	0	0	0	0	0	0	0	355,988	373,273
1:00	1,465	0	3,110	4,940	0	1,873	1,301	1,158	0	0	0	0	0	0	0	0	0	0	359,427	373,273
1:30	1,465	0	3,110	6,148	0	1,873	1,301	1,158	0	0	0	0	0	0	0	0	0	0	358,219	373,273
2:00	0	0	3,110	3,832	0	1,873	2,981	0	0	0	0	0	0	0	0	0	0	0	361,478	373,273
2:30	0	0	3,110	3,832	0	1,873	4,146	0	0	0	0	0	0	0	0	0	0	0	360,313	373,273
3:00	0	0	3,110	2,366	0	0	4,146	2,116	0	0	0	0	0	0	0	0	0	0	361,535	373,273
3:30	0	0	3,110	2,366	0	0	4,146	2,116	0	0	0	0	0	0	0	0	0	0	361,535	373,273
4:00	0	1,301	3,110	1,158	0	0	5,611	2,116	0	0	0	0	0	0	0	0	0	0	359,977	373,273
4:30	0	0	3,110	1,158	0	0	4,146	2,116	0	0	0	0	0	0	0	0	0	0	362,743	373,273
5:00	0	0	1,944	1,158	0	2,152	6,262	2,116	0	0	0	0	0	0	0	0	0	0	359,641	373,273
5:30	0	0	1,944	2,438	0	2,152	6,262	0	0	0	0	0	0	0	0	0	0	0	360,477	373,273
6:00	1,237	0	1,944	2,888	0	0	1,301	0	0	0	0	0	0	0	0	0	0	0	365,903	373,273
6:30	0	0	1,944	2,888	0	0	1,301	0	0	0	0	0	0	0	0	0	0	0	367,140	373,273
7:00	0	0	1,944	1,680	0	0	2,945	1,165	0	0	0	1,680	0	0	0	0	1,079	0	362,779	373,273
7:30	0	0	1,944	1,680	0	1,680	2,945	1,165	0	0	0	0	0	0	0	0	1,079	0	362,779	373,273
8:00	0	0	0	1,680	0	0	2,945	0	0	0	0	1,866	0	0	0	0	1,079	0	365,703	373,273
8:30	0	0	0	1,680	0	0	2,945	0	0	0	0	1,866	0	0	0	0	1,079	0	365,703	373,273
9:00	0	0	0	1,680	0	0	1,301	0	0	0	0	0	0	0	0	0	1,079	0	369,213	373,273
9:30	0	0	0	1,680	0	0	1,301	0	0	0	0	0	0	0	0	0	2,409	0	367,883	373,273
10:00	0	0	0	0	1,294	0	1,301	1,358	0	1,165	0	0	0	0	0	0	1,330	0	366,825	373,273
10:30	0	0	0	0	1,294	0	1,301	1,358	0	0	0	0	0	0	0	0	1,330	0	367,990	373,273
11:00	0	0	0	0	1,294	0	1,301	0	0	0	0	0	0	0	0	0	0	0	370,678	373,273
11:30	0	0	0	0	1,294	0	1,301	0	0	0	0	0	0	0	0	0	0	0	370,678	373,273

avg.	1,864	27	1,215	3,281	971	1,412	2,183	1,137	31	855	36	166	333	0	0	90	218	383	359,071
max.	12,281	1,301	3,110	10,951	7,563	9,014	6,262	4,889	1,465	5,368	1,751	1,866	4,525	0	0	1,079	2,409	2,245	373,273
σ.	3,905	188	1,295	3,570	1,849	2,319	1,955	1,399	212	1,403	253	500	964	0	0	301	524	789	16,377

TABLE 3.6.C8: RADIO AUDIENCES – MONDAY TO SUNDAY

	RADJU MALTA	RADJU PARLAMENT	MAGIC RADIO	ONE RADIO	RADIO 101	BAY RADIO	CALYPSO RADIO	RTK	SMASH RADIO	RADJU MARIJA	CAMPUS FM	VIBE FM	XFM	BAY EASY	ALL ROCK	KISS	FOREIGN/OTHER STATION	COMMUNITY	NONE	TOTAL
M'NGHT	0	0	0	186	0	0	0	0	0	0	0	0	0	0	0	0	0	0	373,087	373,273
0:30	0	0	0	186	0	0	0	0	0	0	0	0	0	0	0	0	0	0	373,087	373,273
1:00	0	0	0	186	175	0	0	0	0	0	0	0	0	0	0	0	0	0	372,912	373,273
1:30	0	0	0	186	175	0	0	0	0	0	0	0	0	0	0	0	0	0	372,912	373,273
2:00	0	0	0	0	0	0	0	0	0	0	0	0	0	0	0	0	0	0	373,273	373,273
2:30	0	0	0	0	0	0	0	173	0	0	0	0	0	0	0	0	0	0	373,100	373,273
3:00	0	0	0	0	0	0	0	173	0	0	0	0	0	0	0	0	0	0	373,100	373,273
3:30	0	0	0	0	0	0	0	173	0	0	0	0	0	0	0	0	0	0	373,100	373,273
4:00	163	0	0	205	0	245	0	173	0	0	0	0	0	0	0	0	0	0	372,487	373,273
4:30	163	0	0	374	0	501	0	359	0	163	0	0	0	0	0	0	0	0	371,713	373,273
5:00	163	0	0	537	163	822	0	790	0	205	0	256	216	0	0	0	0	0	370,121	373,273
5:30	163	0	0	1,038	349	1,083	0	790	0	368	0	0	497	0	0	0	0	0	368,985	373,273
6:00	1,312	0	775	3,503	675	2,324	1,179	1,481	0	368	0	0	0	0	0	0	0	215	361,441	373,273
6:30	1,667	0	606	4,472	489	2,836	1,365	1,481	0	531	0	215	230	0	0	0	0	430	358,951	373,273
7:00	2,420	0	2,531	6,065	915	7,528	2,854	2,031	1,025	1,669	245	934	963	0	0	0	0	610	343,483	373,273
7:30	2,701	0	2,409	6,459	936	7,056	2,333	2,031	1,012	1,494	0	853	1,346	0	0	0	0	395	344,248	373,273
8:00	3,569	620	3,722	8,188	1,605	9,069	5,152	3,287	2,967	1,832	558	792	1,789	0	0	0	0	564	329,559	373,273
8:30	2,673	430	4,380	8,596	1,343	8,799	5,200	3,294	2,018	1,465	648	562	1,527	0	0	0	0	708	331,630	373,273
9:00	8,440	0	3,756	10,652	1,824	10,011	7,026	3,969	2,267	2,202	547	1,511	1,752	0	0	0	0	1,490	317,826	373,273
9:30	8,201	0	3,879	10,803	1,841	9,364	7,026	3,649	2,267	2,202	372	1,511	1,752	0	0	0	0	1,209	319,197	373,273
10:00	7,828	0	4,005	10,193	2,234	10,075	7,612	3,571	2,768	2,417	372	859	1,517	0	0	151	0	1,371	318,300	373,273
10:30	7,979	0	3,842	10,463	2,316	8,956	7,432	3,939	2,605	2,273	372	1,074	1,517	0	0	151	0	1,371	318,983	373,273
11:00	7,876	0	3,587	9,911	2,636	8,093	7,432	3,174	1,406	1,957	442	1,074	1,767	0	0	151	0	1,209	322,558	373,273
11:30	7,513	0	3,587	10,712	2,799	7,706	7,432	3,174	1,406	1,957	442	1,074	1,767	0	0	151	0	1,209	322,344	373,273
NOON	2,609	0	2,809	9,603	1,188	7,307	4,196	1,537	895	2,024	647	1,628	1,346	197	261	0	441	545	336,040	373,273
0:30	2,446	0	2,452	10,149	1,188	7,412	4,196	1,537	751	1,861	647	1,628	1,131	197	261	0	441	401	336,575	373,273
1:00	2,005	0	2,473	8,976	1,362	5,730	3,768	1,560	751	1,138	391	954	694	197	261	0	441	401	342,171	373,273
1:30	2,005	0	2,449	8,267	1,362	5,730	3,768	1,560	751	1,162	391	739	694	197	261	0	441	401	343,095	373,273
2:00	1,354	0	2,879	5,424	1,035	5,205	4,034	1,799	751	838	186	1,066	708	0	261	0	441	215	347,077	373,273
2:30	1,227	0	2,881	5,509	820	5,205	4,366	1,584	751	838	186	810	890	0	261	0	441	215	347,289	373,273
3:00	895	0	1,623	5,250	873	5,724	3,811	2,086	751	857	372	1,066	1,106	0	0	0	441	0	348,418	373,273
3:30	1,232	0	1,805	5,423	873	6,317	3,811	2,268	751	995	186	998	830	0	0	0	441	0	347,343	373,273
4:00	1,895	182	1,847	5,090	1,094	5,425	3,389	2,356	937	950	186	745	626	0	0	0	169	0	348,382	373,273
4:30	1,465	0	1,140	4,948	1,094	4,533	2,908	2,542	1,142	950	186	745	0	0	0	0	169	0	351,451	373,273
5:00	633	0	997	3,093	901	3,936	2,660	2,848	1,027	781	186	785	666	0	0	0	169	186	354,405	373,273
5:30	482	0	1,359	3,261	1,076	3,679	2,660	1,834	751	781	186	785	221	0	0	0	169	186	355,843	373,273
6:00	1,359	0	894	2,982	489	2,318	1,710	1,085	450	1,633	186	557	221	0	0	0	169	0	359,220	373,273
6:30	1,005	215	956	2,973	314	1,973	1,710	1,085	629	1,599	186	526	221	0	0	0	169	0	359,712	373,273
7:00	908	0	956	2,421	314	674	1,578	1,248	253	1,122	0	531	0	0	0	0	151	0	363,117	373,273
7:30	426	0	721	1,828	314	1,124	1,578	543	253	1,122	0	511	0	0	0	0	151	0	364,702	373,273
8:00	173	0	694	1,147	452	182	835	585	253	447	0	691	0	0	0	0	151	0	367,663	373,273
8:30	173	0	694	984	452	182	1,088	585	253	447	0	691	0	0	0	0	151	0	367,573	373,273
9:00	173	0	631	749	151	923	586	585	235	458	0	430	215	0	0	0	151	0	367,986	373,273
9:30	173	0	631	749	151	662	586	585	235	458	0	691	215	0	0	0	337	0	367,800	373,273
10:00	173	0	370	711	181	364	761	756	0	435	0	215	0	0	0	0	186	0	369,121	373,273
10:30	173	0	188	339	181	364	586	365	0	272	0	0	0	0	0	0	186	0	370,619	373,273
11:00	173	0	188	339	181	182	333	175	0	0	0	0	0	0	0	0	0	0	371,702	373,273
11:30	173	0	188	339	181	182	333	175	0	0	0	0	0	0	0	0	0	0	371,702	373,273

avg.	1,795	30	1,436	4,031	765	3,538	2,444	1,437	673	881	169	573	551	16	33	13	125	278	354,488
max.	8,440	620	4,380	10,803	2,799	10,075	7,612	3,969	2,967	2,417	648	1,628	1,789	197	261	151	441	1,490	373,273
σ.	2,534	113	1,416	3,839	745	3,477	2,453	1,210	817	764	212	494	642	55	87	42	165	442	18,262

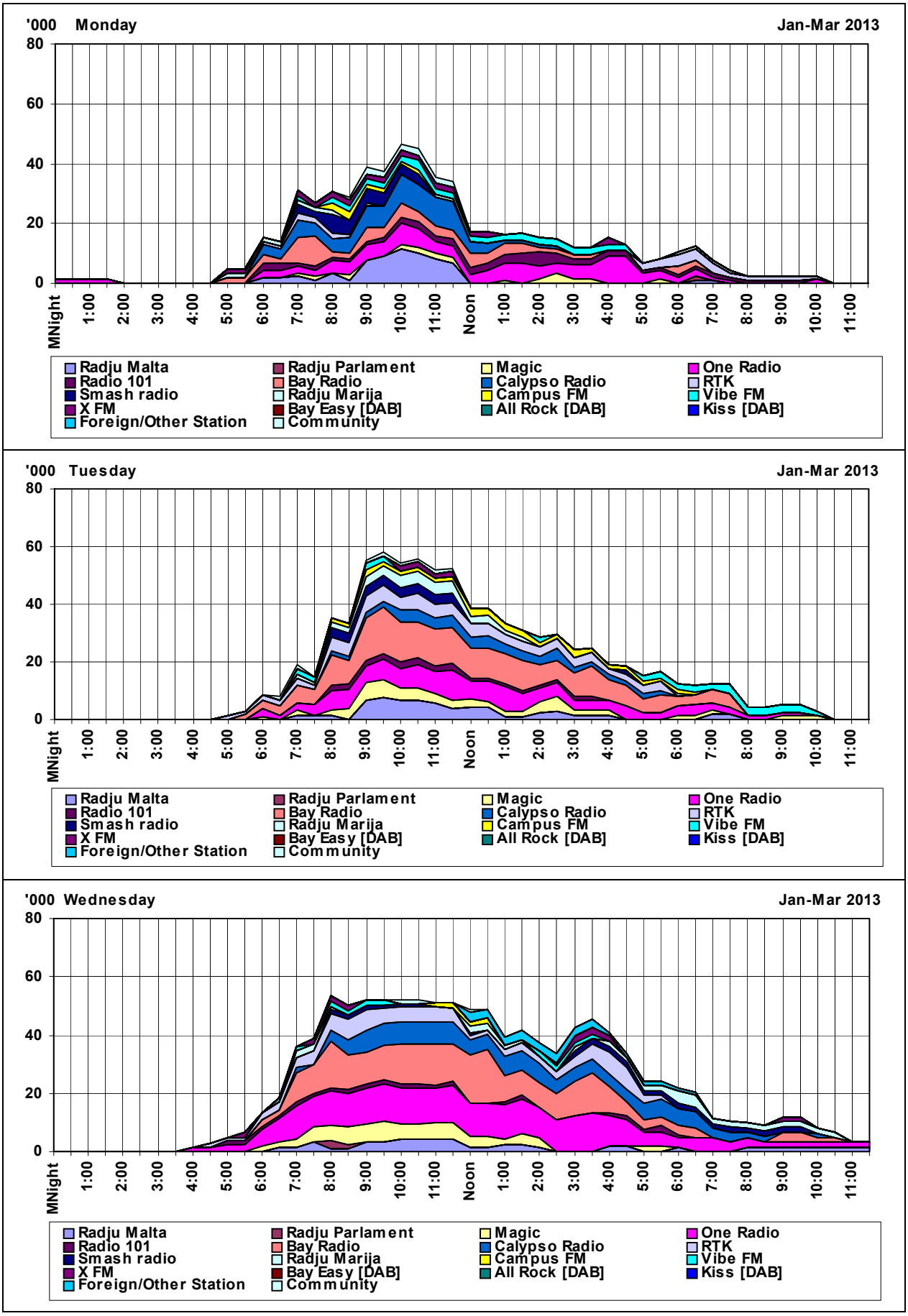

FIGURES 3.6.C1-3: RADIO DAILY AUDIENCES BY WEEKDAY AND BY STATIONS [JAN-MAR 2013]

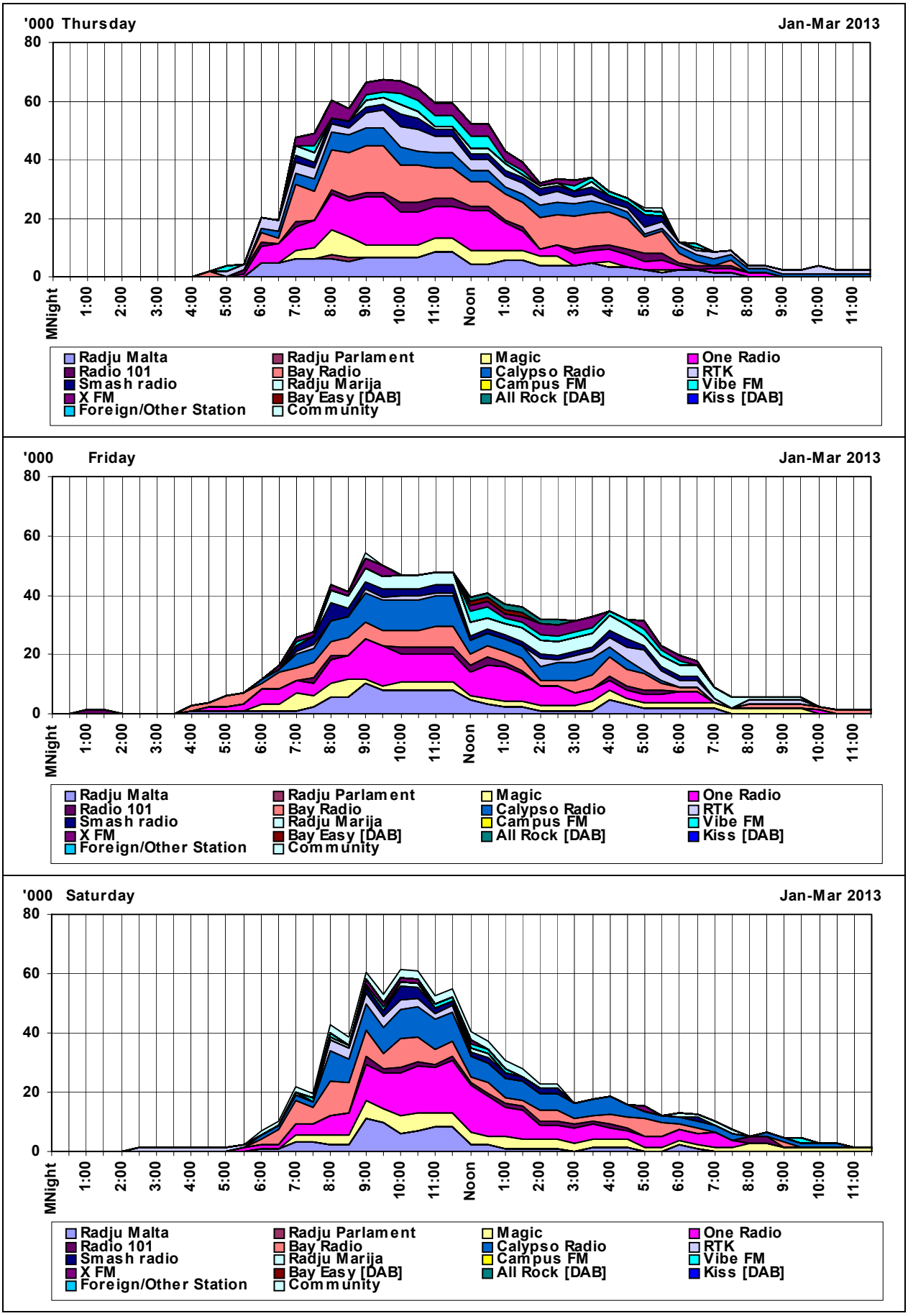

FIGURES 3.6.C4-6: RADIO DAILY AUDIENCES BY WEEKDAY AND BY STATIONS [JAN-MAR 2013]

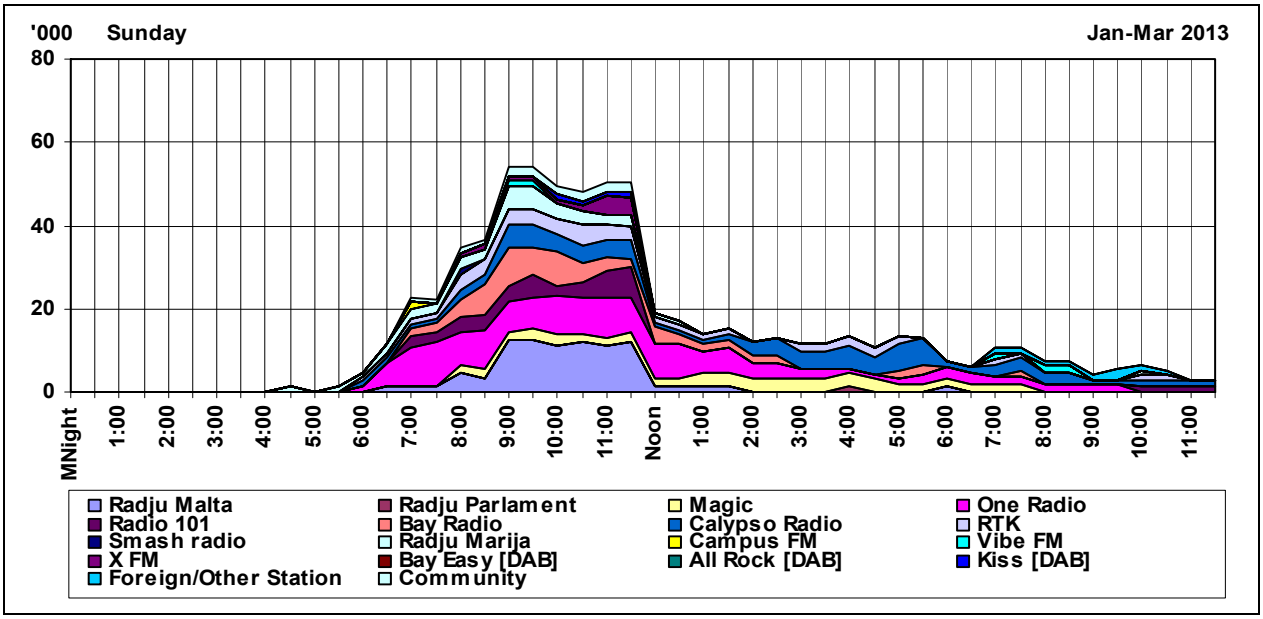

FIGURES 3.6.C7: RADIO DAILY AUDIENCES BY WEEKDAY AND BY STATIONS [JAN-MAR 2013]

TABLE 3.7: RADIO TOTAL DAILY AVERAGE AUDIENCE [JAN-MAR 2013]

RADJU MALTA	RADJU PARLAMENT	MAGIC RADIO	ONE RADIO	RADIO 101	BAY RADIO	CALYPSO RADIO	RTK	SMASH RADIO	RADJU MARIJA	CAMPUS FM	VIBE FM	XFM	BAY EASY	ALL ROCK	KISS	FOREIGN/OTHER STATION	COMMUNITY
9.56	0.16	7.64	21.46	4.07	18.83	13.01	7.65	3.58	4.69	0.90	3.05	2.93	0.09	0.17	0.07	0.67	1.48

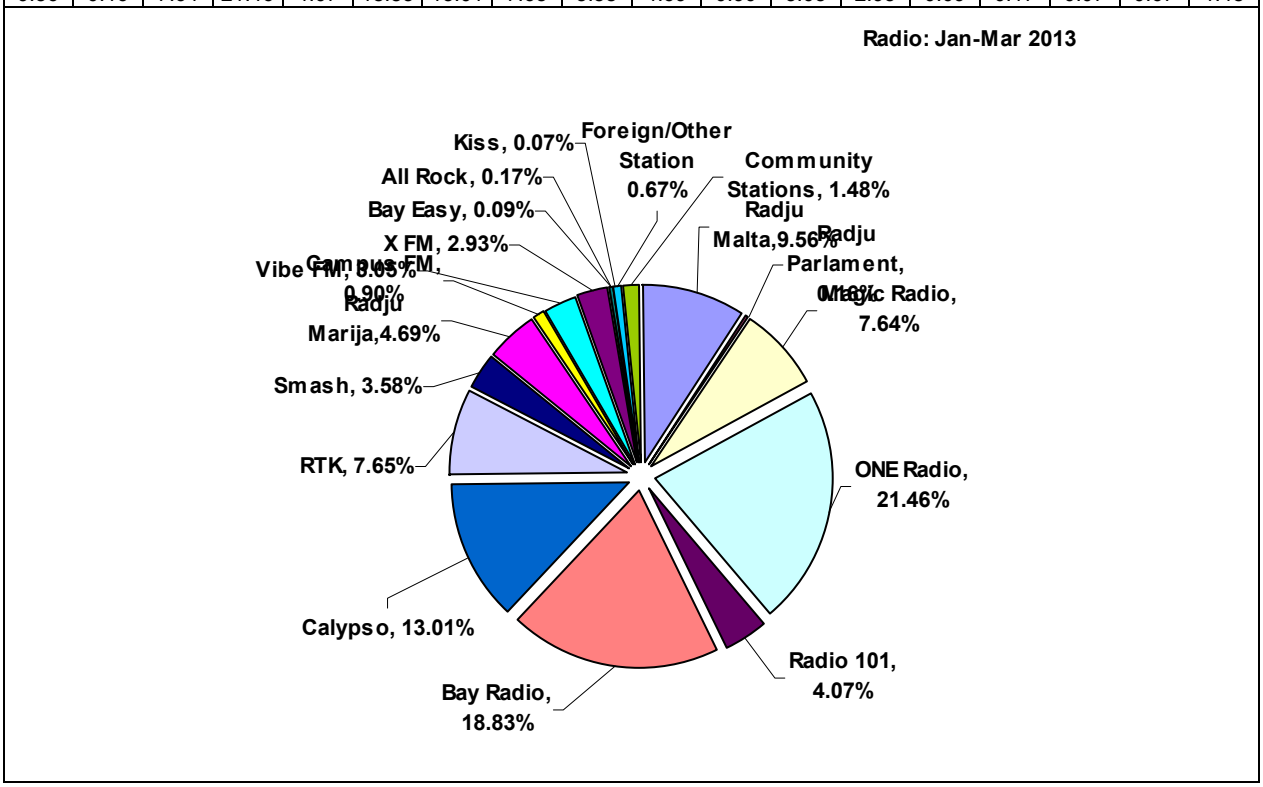

FIGURE 3.7: RADIO TOTAL DAILY AVERAGE AUDIENCE [JAN-MAR 2013]

4. RADIO STATION CONSUMPTION

TABLE 4.1: POPULATION RADIO CONSUMPTION BY TIME BRACKETS - BY GENDER, BY AGE GROUPS, BY DISTRICTS, BY WEEKDAY, AND BY MONTH: ALL RADIO BROADCASTING STATIONS [JAN-MAR 2013]

		Gender		Age Groups							Districts					
Population	Total	Male	Female	12-14	15-24	25-29	30-49	50-64	65-79	80+	Southern Harbour	Northern Harbour	South Eastern	Western	Northern	Gozo & Comino
> 6:00	11,399	7,348	4,051	0	1,241	1,034	1,857	2,033	4,676	558	4,471	3,798	980	0	1,718	432
6:00-9:00	170,326	77,281	93,045	2,738	26,586	10,767	51,572	52,724	21,867	4,072	36,705	48,314	22,950	24,884	26,267	11,206
9:00-12:00	320,430	126,977	193,453	460	38,749	7,328	96,737	106,419	61,185	9,552	68,238	93,181	40,232	48,671	40,781	29,327
12:00-17:00	284,889	157,015	127,874	4,343	48,286	8,778	89,453	86,835	41,533	5,661	58,167	79,023	39,367	48,017	45,851	14,464
17:00-20:00	82,639	44,799	37,840	2,122	11,927	4,795	24,491	20,801	15,929	2,574	15,417	18,159	13,335	19,239	10,945	5,544
20:00-24:00	32,018	16,308	15,710	546	7,403	522	10,265	7,520	4,387	1,375	6,626	6,587	8,092	4,405	5,738	570
	901,701	**429,728**	**471,973**	**10,209**	**134,192**	**33,224**	**274,375**	**276,332**	**149,577**	**23,792**	**189,624**	**249,062**	**124,956**	**145,216**	**131,300**	**61,543**
%																
> 6:00	1.26	1.71	0.86	0.00	0.92	3.11	0.68	0.74	3.13	2.35	2.36	1.52	0.78	0.00	1.31	0.70
6:00-9:00	18.89	17.98	19.71	26.82	19.81	32.41	18.80	19.08	14.62	17.11	19.36	19.40	18.37	17.14	20.01	18.21
9:00-12:00	35.54	29.55	40.99	4.51	28.88	22.06	35.26	38.51	40.91	40.15	35.99	37.41	32.20	33.52	31.06	47.65
12:00-17:00	31.59	36.54	27.09	42.54	35.98	26.42	32.60	31.42	27.77	23.79	30.67	31.73	31.50	33.07	34.92	23.50
17:00-20:00	9.16	10.42	8.02	20.79	8.89	14.43	8.93	7.53	10.65	10.82	8.13	7.29	10.67	13.25	8.34	9.01
20:00-24:00	3.55	3.79	3.33	5.35	5.52	1.57	3.74	2.72	2.93	5.78	3.49	2.64	6.48	3.03	4.37	0.93
	100.0	**100.0**	**100.0**	**100.0**	**100.0**	**100.0**	**100.0**	**100.0**	**100.0**	**100.0**	**100.0**	**100.0**	**100.0**	**100.0**	**100.0**	**100.0**

		Weekdays							Months		
Population	Total	Mon	Tue	Wed	Thu	Fri	Sat	Sun	Jan	Feb	Mar
> 6:00	11,399	2,188	611	2,311	1,373	3,204	1,386	326	3,811	3,173	4,415
6:00-9:00	170,326	22,261	17,300	30,628	36,737	24,219	20,595	18,586	67,443	43,208	59,675
9:00-12:00	320,430	35,950	47,426	45,261	55,531	42,727	50,632	42,903	124,055	87,589	108,786
12:00-17:00	284,889	22,584	41,394	60,099	54,194	50,573	36,825	19,220	108,800	76,940	99,149
17:00-20:00	82,639	7,563	11,713	16,368	12,698	15,371	10,404	8,522	34,699	23,766	24,174
20:00-24:00	32,018	1,811	3,181	9,340	3,264	4,232	4,383	5,807	17,245	5,936	8,837
	901,701	**92,357**	**121,625**	**164,007**	**163,797**	**140,326**	**124,225**	**95,364**	**356,053**	**240,612**	**305,036**
%											
> 6:00	1.26	2.37	0.50	1.41	0.84	2.28	1.12	0.34	1.07	1.32	1.45
6:00-9:00	18.89	24.10	14.22	18.67	22.43	17.26	16.58	19.49	18.94	17.96	19.56
9:00-12:00	35.54	38.93	38.99	27.60	33.90	30.45	40.76	44.99	34.84	36.40	35.66
12:00-17:00	31.59	24.45	34.03	36.64	33.09	36.04	29.64	20.15	30.56	31.98	32.50
17:00-20:00	9.16	8.19	9.63	9.98	7.75	10.95	8.38	8.94	9.75	9.88	7.92
20:00-24:00	3.55	1.96	2.62	5.69	1.99	3.02	3.53	6.09	4.84	2.47	2.90
	100.0	**100.0**	**100.0**	**100.0**	**100.0**	**100.0**	**100.0**	**100.0**	**100.0**	**100.0**	**100.0**

Totals may not tally due to weighting and rounding off
The Base of Tables 4.R1 to T8.R15 is "all available half-hour time slots".

Total Available Time slots by Time Brackets:

From midnight to 6:00am: For this time period there are twelve time slots of half hour each. Multiplied by the total population of 373,273 there would be 4,479,276 time-slots available. Of these only 11,399 time-slots were used.

> 6:00	12 x 373,273	=	4,479,276
6:00-9:00	6 x 373,273	=	2,239,638
9:00-12:00	6 x 373,273	=	2,239,638
12:00-17:00	15 x 373,273	=	5,599,095
17:00-20:00	6 x 373,273	=	2,239,638
20:00-24:00	8 x 373,273	=	2,986,184

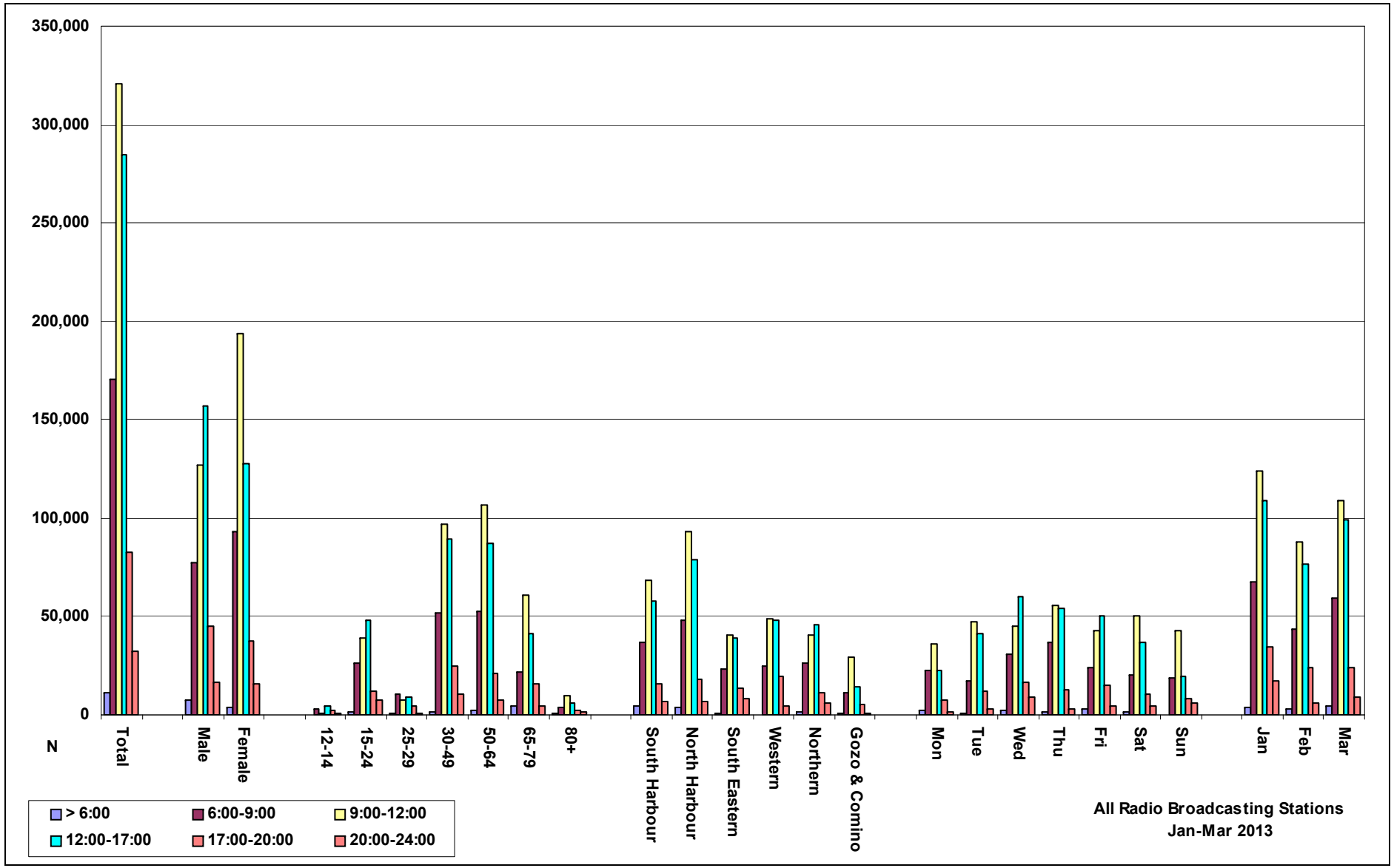

FIGURE 4.1.A: POPULATION RADIO CONSUMPTION BY TIME BRACKETS - BY GENDER, BY AGE GROUPS, BY DISTRICTS, BY WEEKDAY, AND BY MONTH: ALL RADIO BROADCASTING STATIONS [JAN-MAR 2013]

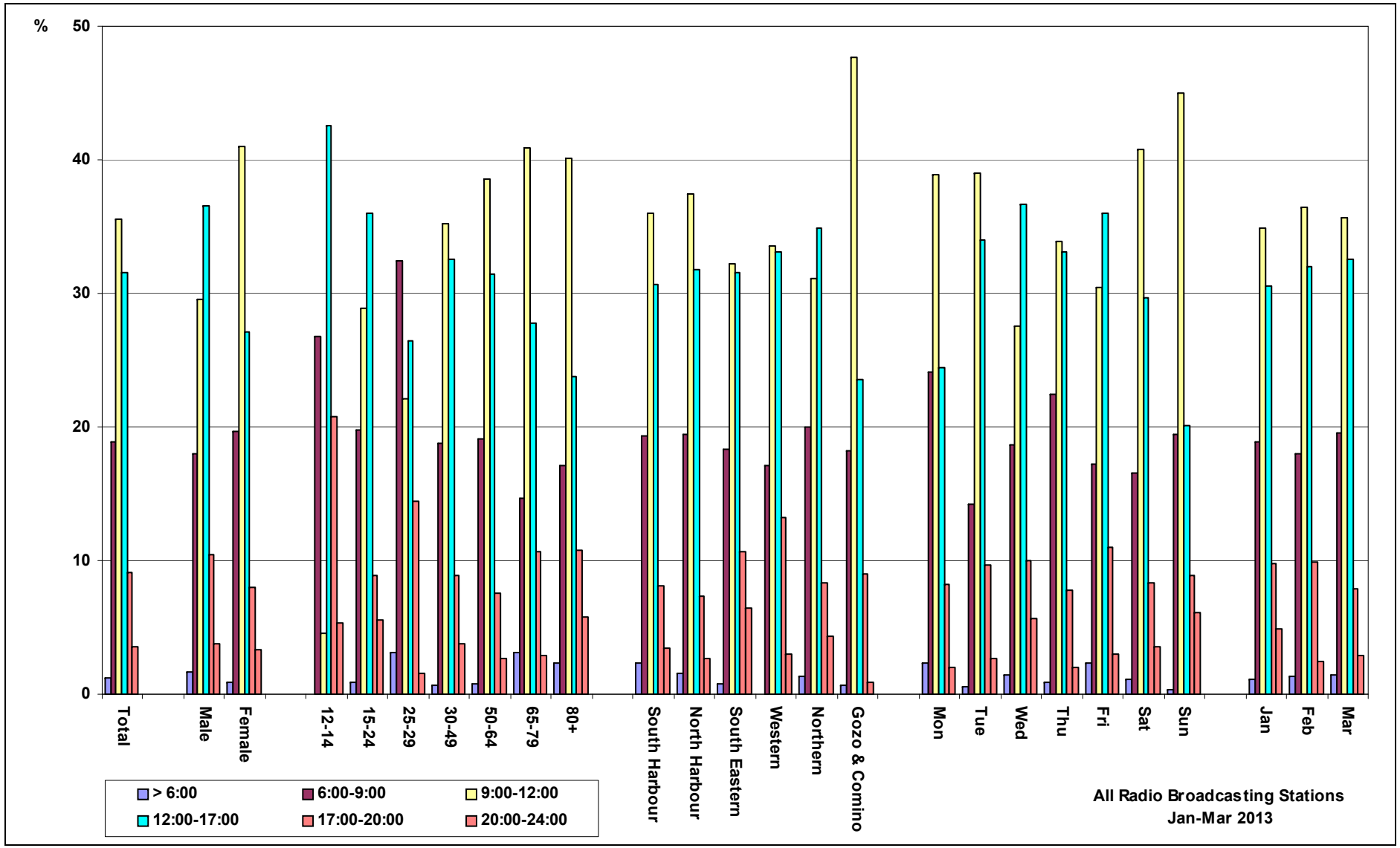

FIGURE 4.1.B: PERCENTAGE POPULATION RADIO CONSUMPTION BY TIME BRACKETS - BY GENDER, BY AGE GROUPS, BY DISTRICTS, BY WEEKDAY, AND BY MONTH: ALL RADIO BROADCASTING STATIONS [JAN-MAR 2013]

TABLE 4.2.A: POPULATION RADIO CONSUMPTION BY STATION - BY GENDER, BY AGE GROUPS, BY DISTRICTS, BY WEEKDAY, AND BY MONTH [JAN-MAR 2013]

		Gender		Age Groups							Districts					
Station Counts	**Total**	**Male**	**Female**	**12-14**	**15-24**	**25-29**	**30-49**	**50-64**	**65-79**	**80+**	**Southern Harbour**	**Northern Harbour**	**South Eastern**	**Western**	**Northern**	**Gozo & Comino**
Radju Malta	86,161	31,473	54,688	490	1,198	2,107	16,748	33,450	26,927	5,241	17,621	23,958	14,277	15,375	8,048	6,882
Radju Parlament	1,447	1,075	372	0	430	182	835	0	0	0	0	215	0	430	612	190
Magic Radio	68,904	35,951	32,953	728	13,007	1,404	48,230	5,163	0	372	16,986	23,637	4,411	12,759	9,458	1,653
ONE	193,469	92,156	101,313	1,829	2,827	6,812	33,313	87,996	55,252	5,440	46,496	34,485	38,649	23,984	37,955	11,900
Radio 101	36,702	13,977	22,725	0	1,032	0	5,533	20,647	9,140	350	6,082	11,808	6,577	5,726	3,537	2,972
Bay Radio	169,801	93,839	75,962	5,221	83,569	7,395	63,355	10,261	0	0	40,745	57,788	13,422	31,722	21,367	4,757
Calypso Radio	117,294	53,932	63,362	245	3,732	0	51,186	44,440	16,389	1,302	14,671	19,430	30,713	24,310	20,402	7,768
RTK	68,995	27,473	41,522	0	2,390	0	6,713	32,317	22,109	5,466	13,979	22,747	9,010	7,871	9,796	5,592
Smash Radio	32,311	15,405	16,906	965	230	8,990	15,806	5,104	1,216	0	7,934	10,499	2,052	2,912	1,042	7,872
Radju Marija	42,271	7,323	34,948	301	0	0	4,992	18,571	13,902	4,505	9,738	14,393	1,395	7,722	3,891	5,132
Campus FM	8,120	7,945	175	0	245	0	1,300	4,639	820	1,116	1,844	6,031	245	0	0	0
Vibe FM	27,507	18,510	8,997	215	14,689	4,083	7,962	558	0	0	7,098	9,291	1,160	6,492	3,466	0
X FM	26,424	18,677	7,747	215	9,277	2,251	11,285	3,396	0	0	3,560	9,237	629	3,053	5,060	4,885
Bay Easy	788	788	0	0	0	0	0	0	788	0	0	0	0	0	0	788
All Rock	1,566	1,566	0	0	1,566	0	0	0	0	0	1,566	0	0	0	0	0
Kiss	604	0	604	0	0	0	0	0	604	0	0	0	604	0	0	0
Community	13,331	6,904	6,427	0	0	0	4,941	5,960	2,430	0	1,304	4,985	906	684	4,300	1,152
Foreign/Other Station	6,006	2,734	3,272	0	0	0	2,176	3,830	0	0	0	558	906	2,176	2,366	0
	901,701	**429,728**	**471,973**	**10,209**	**134,192**	**33,224**	**274,375**	**276,332**	**149,577**	**23,792**	**189,624**	**249,062**	**124,956**	**145,216**	**131,300**	**61,543**

		Weekdays							Months		
Station Counts	**Total**	**Mon**	**Tue**	**Wed**	**Thu**	**Fri**	**Sat**	**Sun**	**Jan**	**Feb**	**Mar**
Radju Malta	86,161	10,244	9,346	8,076	18,755	15,493	11,729	12,518	29,502	30,107	26,552
Radju Parlament	1,447	215	0	620	430	0	0	182	0	802	645
Magic Radio	68,904	3,130	9,763	11,543	10,672	11,394	14,244	8,158	21,279	26,272	21,353
ONE	193,469	18,490	20,691	43,550	30,988	26,768	30,950	22,032	68,487	48,573	76,409
Radio 101	36,702	8,639	3,768	3,776	5,937	4,190	3,875	6,517	6,419	8,484	21,799
Bay Radio	169,801	12,101	34,076	37,971	37,298	19,854	19,022	9,479	73,959	27,619	68,223
Calypso Radio	117,294	13,701	8,103	21,175	16,054	19,529	24,072	14,660	54,539	40,330	22,425
RTK	68,995	5,296	12,948	15,085	16,119	7,001	4,909	7,637	27,750	19,984	21,261
Smash Radio	32,311	4,655	4,093	4,708	7,460	7,268	3,922	205	21,404	4,800	6,107
Radju Marija	42,271	2,433	5,680	6,331	4,478	15,754	1,857	5,738	11,952	15,663	14,656
Campus FM	8,120	1,578	5,273	1,024	0	0	0	245	5,087	2,571	462
Vibe FM	27,507	5,868	5,380	2,526	6,243	4,205	2,168	1,117	16,291	1,561	9,655
X FM	26,424	3,949	1,024	2,612	8,991	6,235	1,375	2,238	9,790	5,785	10,849
Bay Easy	788	0	0	0	0	788	0	0	0	788	0
All Rock	1,566	0	0	0	0	1,566	0	0	1,566	0	0
Kiss	604	0	0	0	0	0	0	604	0	604	0
Community	13,331	2,058	1,480	468	372	281	6,102	2,570	8,028	3,935	1,368
Foreign/Other Station	6,006	0	0	4,542	0	0	0	1,464	0	2,734	3,272
	901,701	**92,357**	**121,625**	**164,007**	**163,797**	**140,326**	**124,225**	**95,364**	**356,053**	**240,612**	**305,036**

Totals may not tally due to weighting and rounding off

TABLE 4.2.B: PERCENTAGE POPULATION RADIO CONSUMPTION BY STATION – BY GENDER, BY AGE GROUPS, BY DISTRICTS, BY WEEKDAY, AND BY MONTH [JAN-MAR 2013]

		Gender		Age Groups							Districts					
Station Counts	**Total**	**Male**	**Female**	**12-14**	**15-24**	**25-29**	**30-49**	**50-64**	**65-79**	**80+**	**Southern Harbour**	**Northern Harbour**	**South Eastern**	**Western**	**Northern**	**Gozo & Comino**
Radju Malta	9.56	7.32	11.59	4.80	0.89	6.34	6.10	12.11	18.00	22.03	9.29	9.62	11.43	10.59	6.13	11.18
Radju Parlament	0.16	0.25	0.08	0.00	0.32	0.55	0.30	0.00	0.00	0.00	0.00	0.09	0.00	0.30	0.47	0.31
Magic Radio	7.64	8.37	6.98	7.13	9.69	4.23	17.58	1.87	0.00	1.56	8.96	9.49	3.53	8.79	7.20	2.69
ONE	21.46	21.45	21.47	17.92	2.11	20.50	12.14	31.84	36.94	22.86	24.52	13.85	30.93	16.52	28.91	19.34
Radio 101	4.07	3.25	4.81	0.00	0.77	0.00	2.02	7.47	6.11	1.47	3.21	4.74	5.26	3.94	2.69	4.83
Bay Radio	18.83	21.84	16.09	51.14	62.28	22.26	23.09	3.71	0.00	0.00	21.49	23.20	10.74	21.84	16.27	7.73
Calypso Radio	13.01	12.55	13.42	2.40	2.78	0.00	18.66	16.08	10.96	5.47	7.74	7.80	24.58	16.74	15.54	12.62
RTK	7.65	6.39	8.80	0.00	1.78	0.00	2.45	11.69	14.78	22.97	7.37	9.13	7.21	5.42	7.46	9.09
Smash Radio	3.58	3.58	3.58	9.45	0.17	27.06	5.76	1.85	0.81	0.00	4.18	4.22	1.64	2.01	0.79	12.79
Radju Marija	4.69	1.70	7.40	2.95	0.00	0.00	1.82	6.72	9.29	18.93	5.14	5.78	1.12	5.32	2.96	8.34
Campus FM	0.90	1.85	0.04	0.00	0.18	0.00	0.47	1.68	0.55	4.69	0.97	2.42	0.20	0.00	0.00	0.00
Vibe FM	3.05	4.31	1.91	2.11	10.95	12.29	2.90	0.20	0.00	0.00	3.74	3.73	0.93	4.47	2.64	0.00
X FM	2.93	4.35	1.64	2.11	6.91	6.78	4.11	1.23	0.00	0.00	1.88	3.71	0.50	2.10	3.85	7.94
Bay Easy	0.09	0.18	0.00	0.00	0.00	0.00	0.00	0.00	0.53	0.00	0.00	0.00	0.00	0.00	0.00	1.28
All Rock	0.17	0.36	0.00	0.00	1.17	0.00	0.00	0.00	0.00	0.00	0.83	0.00	0.00	0.00	0.00	0.00
Kiss	0.07	0.00	0.13	0.00	0.00	0.00	0.00	0.00	0.40	0.00	0.00	0.00	0.48	0.00	0.00	0.00
Foreign/Other Station	1.48	1.61	1.36	0.00	0.00	0.00	1.80	2.16	1.62	0.00	0.69	2.00	0.73	0.47	3.27	1.87
Community	0.67	0.64	0.69	0.00	0.00	0.00	0.79	1.39	0.00	0.00	0.00	0.22	0.73	1.50	1.80	0.00
	100	**100**	**100**	**100**	**100**	**100**	**100**	**100**	**100**	**100**	**100**	**100**	**100**	**100**	**100**	**100**

		Weekdays							Months		
Station Counts	**Total**	**Mon**	**Tue**	**Wed**	**Thu**	**Fri**	**Sat**	**Sun**	**Jan**	**Feb**	**Mar**
Radju Malta	9.56	11.09	7.68	4.92	11.45	11.04	9.44	13.13	8.29	12.51	8.70
Radju Parlament	0.16	0.23	0.00	0.38	0.26	0.00	0.00	0.19	0.00	0.33	0.21
Magic Radio	7.64	3.39	8.03	7.04	6.52	8.12	11.47	8.55	5.98	10.92	7.00
ONE	21.46	20.02	17.01	26.55	18.92	19.08	24.91	23.10	19.24	20.19	25.05
Radio 101	4.07	9.35	3.10	2.30	3.62	2.99	3.12	6.83	1.80	3.53	7.15
Bay Radio	18.83	13.10	28.02	23.15	22.77	14.15	15.31	9.94	20.77	11.48	22.37
Calypso Radio	13.01	14.83	6.66	12.91	9.80	13.92	19.38	15.37	15.32	16.76	7.35
RTK	7.65	5.73	10.65	9.20	9.84	4.99	3.95	8.01	7.79	8.31	6.97
Smash Radio	3.58	5.04	3.37	2.87	4.55	5.18	3.16	0.21	6.01	1.99	2.00
Radju Marija	4.69	2.63	4.67	3.86	2.73	11.23	1.49	6.02	3.36	6.51	4.80
Campus FM	0.90	1.71	4.34	0.62	0.00	0.00	0.00	0.26	1.43	1.07	0.15
Vibe FM	3.05	6.35	4.42	1.54	3.81	3.00	1.75	1.17	4.58	0.65	3.17
X FM	2.93	4.28	0.84	1.59	5.49	4.44	1.11	2.35	2.75	2.40	3.56
Bay Easy	0.09	0.00	0.00	0.00	0.00	0.56	0.00	0.00	0.00	0.33	0.00
All Rock	0.17	0.00	0.00	0.00	0.00	1.12	0.00	0.00	0.44	0.00	0.00
Kiss	0.07	0.00	0.00	0.00	0.00	0.00	0.00	0.63	0.00	0.25	0.00
Foreign/Other Station	1.48	2.23	1.22	0.29	0.23	0.20	4.91	2.69	2.25	1.64	0.45
Community	0.67	0.00	0.00	2.77	0.00	0.00	0.00	1.54	0.00	1.14	1.07
	100	**100**	**100**	**100**	**100**	**100**	**100**	**100**	**100**	**100**	**100**

Totals may not tally due to weighting and rounding off

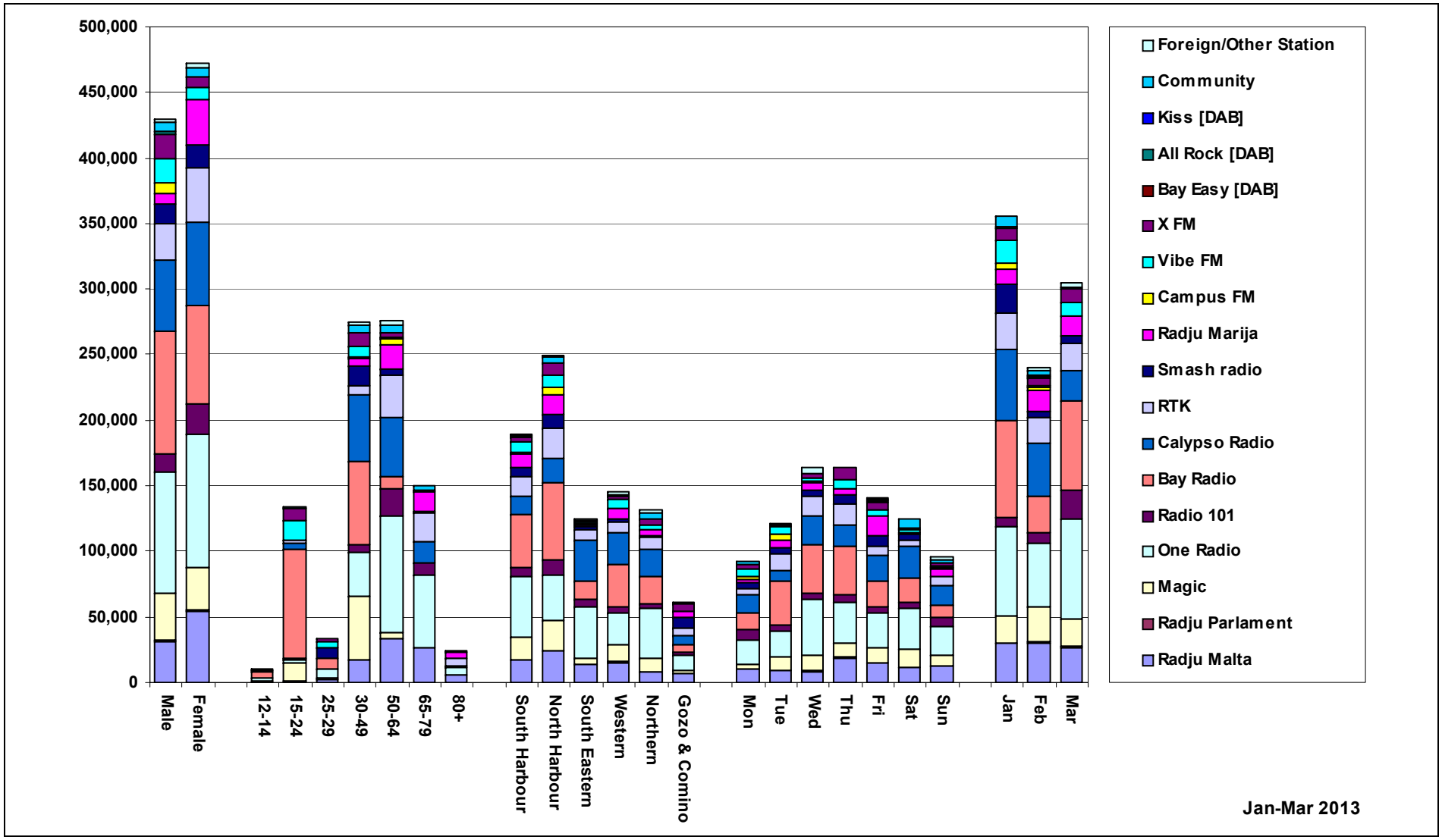

FIGURE 4.2.A: POPULATION RADIO CONSUMPTION BY STATION - BY GENDER, BY AGE GROUPS, BY DISTRICTS, BY WEEKDAY, AND BY MONTH [JAN-MAR 2013]

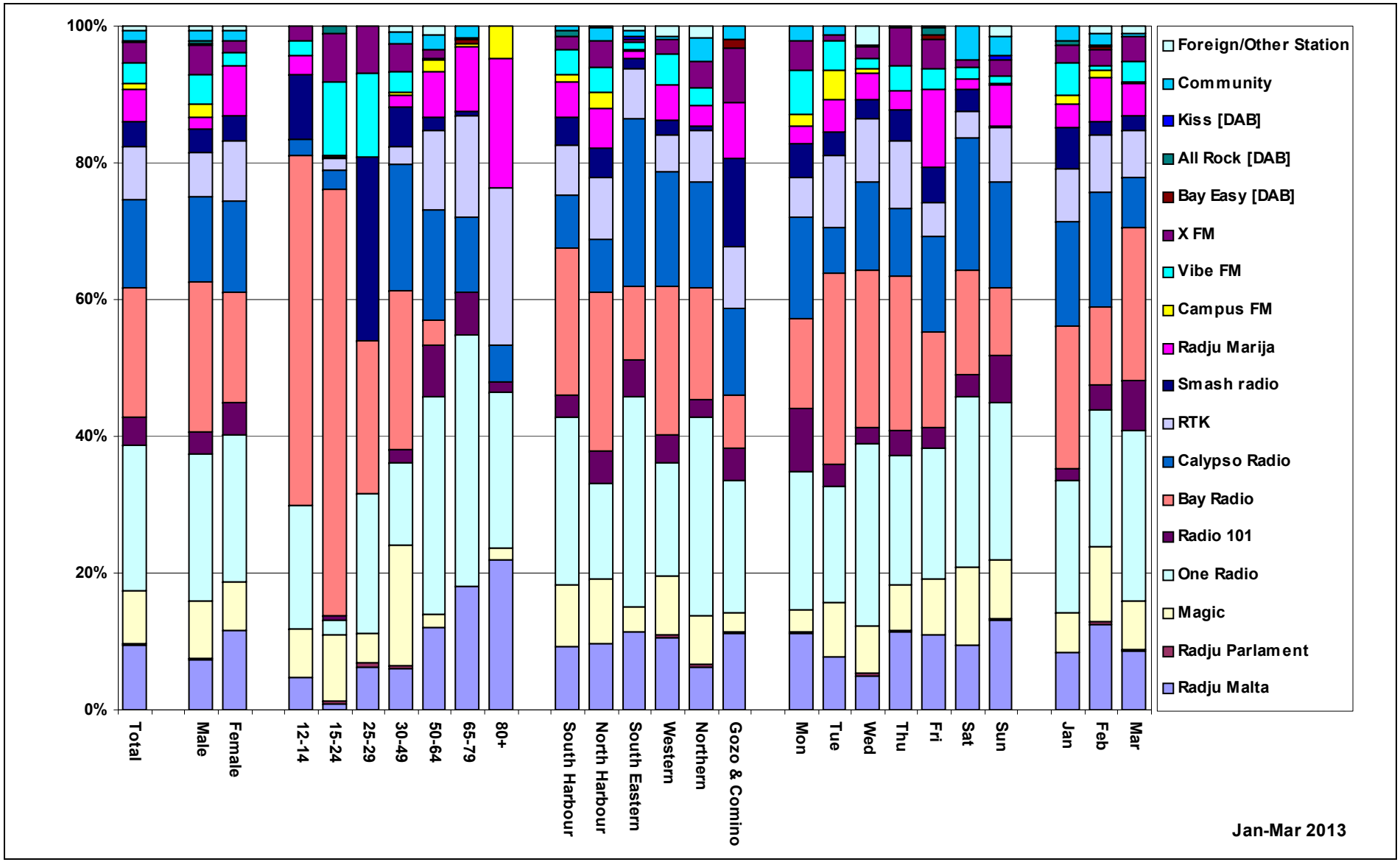

FIGURE 4.2.B: PERCENTAGE POPULATION RADIO CONSUMPTION BY STATION – BY GENDER, BY AGE GROUPS, BY DISTRICTS, BY WEEKDAY, AND BY MONTH [JAN-MAR 2013]

TABLE 4.3R: CONSUMPTION BY BROADCASTING STATION – BY GENDER, BY AGE GROUPS, BY DISTRICTS, BY WEEKDAY, AND BY MONTH [JAN-MAR 2013] [STATION COUNTS, STATION PERCENTAGE, & POPULATION PERCENTAGE]:

4.3R1: RADJU MALTA [JAN-MAR 2013]

		Gender		Age Groups							Districts						Weekdays							Months		
	Total	Male	Female	12-14	15-24	25-29	30-49	50-64	65-79	80+	Southern Harbour	Northern Harbour	South Eastern	Western	Northern	Gozo and Comino	Mon	Tue	Wed	Thu	Fri	Sat	Sun	Jan	Feb	Mar
Station Counts																										
> 6:00	652	0	652	0	0	0	0	0	652	0	652	0	0	0	0	0	0	0	0	0	652	0	0	0	652	0
6:00-9:00	14,342	5,582	8,760	0	0	0	4,315	5,776	3,560	691	2,282	4,538	1,830	3,509	1,698	485	1,781	569	1,158	4,725	2,464	2,012	1,633	7,064	4,333	2,945
9:00-12:00	47,837	13,497	34,340	0	596	0	8,974	18,677	16,120	3,470	13,378	9,955	8,537	7,200	2,370	6,397	8,101	5,332	3,532	6,266	7,308	7,406	9,892	16,448	12,457	18,932
12:00-17:00	17,133	7,032	10,101	0	602	602	3,099	6,595	5,509	726	1,309	6,576	3,269	2,172	3,807	0	0	2,955	1,821	6,167	3,564	1,806	820	4,244	8,928	3,961
17:00-20:00	4,813	3,978	835	490	0	1,505	360	1,018	1,086	354	0	1,505	641	2,494	173	0	362	490	181	1,597	1,505	505	173	362	3,737	714
20:00-24:00	1,384	1,384	0	0	0	0	0	1,384	0	0	0	1,384	0	0	0	0	0	0	1,384	0	0	0	0	1,384	0	0
	86,161	**31,473**	**54,688**	**490**	**1,198**	**2,107**	**16,748**	**33,450**	**26,927**	**5,241**	**17,621**	**23,958**	**14,277**	**15,375**	**8,048**	**6,882**	**10,244**	**9,346**	**8,076**	**18,755**	**15,493**	**11,729**	**12,518**	**29,502**	**30,107**	**26,552**
Station Percentage																										
> 6:00	0.76	0.00	1.19	0.00	0.00	0.00	0.00	0.00	2.42	0.00	3.70	0.00	0.00	0.00	0.00	0.00	0.00	0.00	0.00	0.00	4.21	0.00	0.00	0.00	2.17	0.00
6:00-9:00	16.65	17.74	16.02	0.00	0.00	0.00	25.76	17.27	13.22	13.18	12.95	18.94	12.82	22.82	21.10	7.05	17.39	6.09	14.34	25.19	15.90	17.15	13.05	23.94	14.39	11.09
9:00-12:00	55.52	42.88	62.79	0.00	49.75	0.00	53.58	55.84	59.87	66.21	75.92	41.55	59.80	46.83	29.45	92.95	79.08	57.05	43.73	33.41	47.17	63.14	79.02	55.75	41.38	71.30
12:00-17:00	19.88	22.34	18.47	0.00	50.25	28.57	18.50	19.72	20.46	13.85	7.43	27.45	22.90	14.13	47.30	0.00	0.00	31.62	22.55	32.88	23.00	15.40	6.55	14.39	29.65	14.92
17:00-20:00	5.59	12.64	1.53	100.00	0.00	71.43	2.15	3.04	4.03	6.75	0.00	6.28	4.49	16.22	2.15	0.00	3.53	5.24	2.24	8.52	9.71	4.31	1.38	1.23	12.41	2.69
20:00-24:00	1.61	4.40	0.00	0.00	0.00	0.00	0.00	4.14	0.00	0.00	0.00	5.78	0.00	0.00	0.00	0.00	0.00	0.00	17.14	0.00	0.00	0.00	0.00	4.69	0.00	0.00
	100	**100**	**100**	**100**	**100**	**100**	**100**	**100**	**100**	**100**	**100**	**100**	**100**	**100**	**100**	**100**	**100**	**100**	**100**	**100**	**100**	**100**	**100**	**100**	**100**	**100**
Population Percent																										
> 6:00	0.07	0.00	0.14	0.00	0.00	0.00	0.00	0.00	0.44	0.00	0.34	0.00	0.00	0.00	0.00	0.00	0.00	0.00	0.00	0.00	0.46	0.00	0.00	0.00	0.27	0.00
6:00-9:00	1.59	1.30	1.86	0.00	0.00	0.00	1.57	2.09	2.38	2.90	1.20	1.82	1.46	2.42	1.29	0.79	1.93	0.47	0.71	2.88	1.76	1.62	1.71	1.98	1.80	0.97
9:00-12:00	5.31	3.14	7.28	0.00	0.44	0.00	3.27	6.76	10.78	14.58	7.06	4.00	6.83	4.96	1.81	10.39	8.77	4.38	2.15	3.83	5.21	5.96	10.37	4.62	5.18	6.21
12:00-17:00	1.90	1.64	2.14	0.00	0.45	1.81	1.13	2.39	3.68	3.05	0.69	2.64	2.62	1.50	2.90	0.00	0.00	2.43	1.11	3.77	2.54	1.45	0.86	1.19	3.71	1.30
17:00-20:00	0.53	0.93	0.18	4.80	0.00	4.53	0.13	0.37	0.73	1.49	0.00	0.60	0.51	1.72	0.13	0.00	0.39	0.40	0.11	0.97	1.07	0.41	0.18	0.10	1.55	0.23
20:00-24:00	0.15	0.32	0.00	0.00	0.00	0.00	0.00	0.50	0.00	0.00	0.00	0.56	0.00	0.00	0.00	0.00	0.00	0.00	0.84	0.00	0.00	0.00	0.00	0.39	0.00	0.00
	9.56	**7.32**	**11.59**	**4.80**	**0.89**	**6.34**	**6.10**	**12.11**	**18.00**	**22.03**	**9.29**	**9.62**	**11.43**	**10.59**	**6.13**	**11.18**	**11.09**	**7.68**	**4.92**	**11.45**	**11.04**	**9.44**	**13.13**	**8.29**	**12.51**	**8.70**

Totals may not tally due to weighting and rounding off

4.3.R2: RADJU PARLAMENT 106.6 [JAN-MAR 2013]

	Total	Gender		Age Groups							Districts						Weekdays							Months		
		Male	Female	12-14	15-24	25-29	30-49	50-64	65-79	80+	Southern Harbour	Northern Harbour	South Eastern	Western	Northern	Gozo and Comino	Mon	Tue	Wed	Thu	Fri	Sat	Sun	Jan	Feb	Mar
Station Counts																										
> 6:00	0	0	0	0	0	0	0	0	0	0	0	0	0	0	0	0	0	0	0	0	0	0	0	0	0	0
6:00-9:00	1,050	860	190	0	430	0	620	0	0	0	0	0	0	430	430	190	0	0	620	430	0	0	0	0	620	430
9:00-12:00	0	0	0	0	0	0	0	0	0	0	0	0	0	0	0	0	0	0	0	0	0	0	0	0	0	0
12:00-17:00	182	0	182	0	0	182	0	0	0	0	0	0	0	0	182	0	0	0	0	0	0	0	182	0	182	0
17:00-20:00	215	215	0	0	0	0	215	0	0	0	0	215	0	0	0	0	215	0	0	0	0	0	0	0	0	215
20:00-24:00	0	0	0	0	0	0	0	0	0	0	0	0	0	0	0	0	0	0	0	0	0	0	0	0	0	0
	1,447	**1,075**	**372**	**0**	**430**	**182**	**835**	**0**	**0**	**0**	**0**	**215**	**0**	**430**	**612**	**190**	**215**	**0**	**620**	**430**	**0**	**0**	**182**	**0**	**802**	**645**
Station Percentage																										
> 6:00	0.00	0.00	0.00	0.00	0.00	0.00	0.00	0.00	0.00	0.00	0.00	0.00	0.00	0.00	0.00	0.00	0.00	0.00	0.00	0.00	0.00	0.00	0.00	0.00	0.00	0.00
6:00-9:00	72.56	80.00	51.08	0.00	100.00	0.00	74.25	0.00	0.00	0.00	0.00	0.00	0.00	100.00	70.26	100.00	0.00	0.00	100.00	100.00	0.00	0.00	0.00	0.00	77.31	66.67
9:00-12:00	0.00	0.00	0.00	0.00	0.00	0.00	0.00	0.00	0.00	0.00	0.00	0.00	0.00	0.00	0.00	0.00	0.00	0.00	0.00	0.00	0.00	0.00	0.00	0.00	0.00	0.00
12:00-17:00	12.58	0.00	48.92	0.00	0.00	100.00	0.00	0.00	0.00	0.00	0.00	0.00	0.00	0.00	29.74	0.00	0.00	0.00	0.00	0.00	0.00	0.00	100.00	0.00	22.69	0.00
17:00-20:00	14.86	20.00	0.00	0.00	0.00	0.00	25.75	0.00	0.00	0.00	0.00	100.00	0.00	0.00	0.00	0.00	100.00	0.00	0.00	0.00	0.00	0.00	0.00	0.00	0.00	33.33
20:00-24:00	0.00	0.00	0.00	0.00	0.00	0.00	0.00	0.00	0.00	0.00	0.00	0.00	0.00	0.00	0.00	0.00	0.00	0.00	0.00	0.00	0.00	0.00	0.00	0.00	0.00	0.00
	100	**100**	**100**	**0.00**	**100**	**100**	**100**	**0.00**	**0.00**	**0.00**	**0.00**	**100**	**0.00**	**100**	**100**	**100**	**100**	**0.00**	**100**	**0.00**	**0.00**	**0.00**	**100**	**0.00**	**100**	**100**
Population Percent																										
> 6:00	0.00	0.00	0.00	0.00	0.00	0.00	0.00	0.00	0.00	0.00	0.00	0.00	0.00	0.00	0.00	0.00	0.00	0.00	0.00	0.00	0.00	0.00	0.00	0.00	0.00	0.00
6:00-9:00	0.12	0.20	0.04	0.00	0.32	0.00	0.23	0.00	0.00	0.00	0.00	0.00	0.00	0.30	0.33	0.31	0.00	0.00	0.38	0.26	0.00	0.00	0.00	0.00	0.26	0.14
9:00-12:00	0.00	0.00	0.00	0.00	0.00	0.00	0.00	0.00	0.00	0.00	0.00	0.00	0.00	0.00	0.00	0.00	0.00	0.00	0.00	0.00	0.00	0.00	0.00	0.00	0.00	0.00
12:00-17:00	0.02	0.00	0.04	0.00	0.00	0.55	0.00	0.00	0.00	0.00	0.00	0.00	0.00	0.00	0.14	0.00	0.00	0.00	0.00	0.00	0.00	0.00	0.19	0.00	0.08	0.00
17:00-20:00	0.02	0.05	0.00	0.00	0.00	0.00	0.08	0.00	0.00	0.00	0.00	0.09	0.00	0.00	0.00	0.00	0.23	0.00	0.00	0.00	0.00	0.00	0.00	0.00	0.00	0.07
20:00-24:00	0.00	0.00	0.00	0.00	0.00	0.00	0.00	0.00	0.00	0.00	0.00	0.00	0.00	0.00	0.00	0.00	0.00	0.00	0.00	0.00	0.00	0.00	0.00	0.00	0.00	0.00
	0.16	**0.25**	**0.08**	**0.00**	**0.32**	**0.55**	**0.30**	**0.00**	**0.00**	**0.00**	**0.00**	**0.09**	**0.00**	**0.30**	**0.47**	**0.31**	**0.23**	**0.00**	**0.38**	**0.26**	**0.00**	**0.00**	**0.19**	**0.00**	**0.33**	**0.21**

Totals may not tally due to weighting and rounding off
No data was received for this station

4.3.R3: MAGIC RADIO [JAN-MAR 2013]

	Total	Gender		Age Groups							Districts						Weekdays							Months		
		Male	Female	12-14	15-24	25-29	30-49	50-64	65-79	80+	Southern Harbour	Northern Harbour	South Eastern	Western	Northern	Gozo and Comino	Mon	Tue	Wed	Thu	Fri	Sat	Sun	Jan	Feb	Mar
Station Counts																										
> 6:00	0	0	0	0	0	0	0	0	0	0	0	0	0	0	0	0	0	0	0	0	0	0	0	0	0	0
6:00-9:00	14,423	5,748	8,675	0	4,728	849	8,310	536	0	0	1,614	6,972	1,488	2,331	1,660	358	600	1,269	3,443	3,255	3,644	1,668	544	4,530	4,120	5,773
9:00-12:00	22,656	10,823	11,833	0	1,640	0	18,007	2,637	0	372	6,032	9,395	1,014	3,798	1,343	1,074	1,012	3,922	5,055	3,870	2,118	4,721	1,958	7,997	7,829	6,830
12:00-17:00	22,358	13,453	8,905	0	3,539	555	16,447	1,817	0	0	6,730	6,718	949	4,818	2,922	221	1,336	3,383	2,493	3,367	3,022	4,733	4,024	5,962	10,866	5,530
17:00-20:00	5,883	4,393	1,490	182	1,566	0	3,962	173	0	0	1,566	552	470	1,812	1,483	0	182	643	552	180	1,566	1,128	1,632	1,746	1,953	2,184
20:00-24:00	3,584	1,534	2,050	546	1,534	0	1,504	0	0	0	1,044	0	490	0	2,050	0	0	546	0	0	1,044	1,994	0	1,044	1,504	1,036
	68,904	**35,951**	**32,953**	**728**	**13,007**	**1,404**	**48,230**	**5,163**	**0**	**372**	**16,986**	**23,637**	**4,411**	**12,759**	**9,458**	**1,653**	**3,130**	**9,763**	**11,543**	**10,672**	**11,394**	**14,244**	**8,158**	**21,279**	**26,272**	**21,353**
Station Percentage																										
> 6:00	0.00	0.00	0.00	0.00	0.00	0.00	0.00	0.00	0.00	0.00	0.00	0.00	0.00	0.00	0.00	0.00	0.00	0.00	0.00	0.00	0.00	0.00	0.00	0.00	0.00	0.00
6:00-9:00	20.93	15.99	26.33	0.00	36.35	60.47	17.23	10.38	0.00	0.00	9.50	29.50	33.73	18.27	17.55	21.66	19.17	13.00	29.83	30.50	31.98	11.71	6.67	21.29	15.68	27.04
9:00-12:00	32.88	30.10	35.91	0.00	12.61	0.00	37.34	51.07	0.00	100.00	35.51	39.75	22.99	29.77	14.20	64.97	32.33	40.17	43.79	36.26	18.59	33.14	24.00	37.58	29.80	31.99
12:00-17:00	32.45	37.42	27.02	0.00	27.21	39.53	34.10	35.19	0.00	0.00	39.62	28.42	21.51	37.76	30.89	13.37	42.68	34.65	21.60	31.55	26.52	33.23	49.33	28.02	41.36	25.90
17:00-20:00	8.54	12.22	4.52	25.00	12.04	0.00	8.21	3.35	0.00	0.00	9.22	2.34	10.66	14.20	15.68	0.00	5.81	6.59	4.78	1.69	13.74	7.92	20.00	8.21	7.43	10.23
20:00-24:00	5.20	4.27	6.22	75.00	11.79	0.00	3.12	0.00	0.00	0.00	6.15	0.00	11.11	0.00	21.67	0.00	0.00	5.59	0.00	0.00	9.16	14.00	0.00	4.91	5.72	4.85
	100	**100**	**100**	**100**	**100**	**100**	**100**	**100**	**0.00**	**100**	**100**	**100**	**100**	**100**	**100**	**100**	**100**	**100**	**100**	**100**	**100**	**100**	**100**	**100**	**100**	**100**
Population Percent																										
> 6:00	0.00	0.00	0.00	0.00	0.00	0.00	0.00	0.00	0.00	0.00	0.00	0.00	0.00	0.00	0.00	0.00	0.00	0.00	0.00	0.00	0.00	0.00	0.00	0.00	0.00	0.00
6:00-9:00	1.60	1.34	1.84	0.00	3.52	2.56	3.03	0.19	0.00	0.00	0.85	2.80	1.19	1.61	1.26	0.58	0.65	1.04	2.10	1.99	2.60	1.34	0.57	1.27	1.71	1.89
9:00-12:00	2.51	2.52	2.51	0.00	1.22	0.00	6.56	0.95	0.00	1.56	3.18	3.77	0.81	2.62	1.02	1.75	1.10	3.22	3.08	2.36	1.51	3.80	2.05	2.25	3.25	2.24
12:00-17:00	2.48	3.13	1.89	0.00	2.64	1.67	5.99	0.66	0.00	0.00	3.55	2.70	0.76	3.32	2.23	0.36	1.45	2.78	1.52	2.06	2.15	3.81	4.22	1.67	4.52	1.81
17:00-20:00	0.65	1.02	0.32	1.78	1.17	0.00	1.44	0.06	0.00	0.00	0.83	0.22	0.38	1.25	1.13	0.00	0.20	0.53	0.34	0.11	1.12	0.91	1.71	0.49	0.81	0.72
20:00-24:00	0.40	0.36	0.43	5.35	1.14	0.00	0.55	0.00	0.00	0.00	0.55	0.00	0.39	0.00	1.56	0.00	0.00	0.45	0.00	0.00	0.74	1.61	0.00	0.29	0.63	0.34
	7.64	**8.37**	**6.98**	**7.13**	**9.69**	**4.23**	**17.58**	**1.87**	**0.00**	**1.56**	**8.96**	**9.49**	**3.53**	**8.79**	**7.20**	**2.69**	**3.39**	**8.03**	**7.04**	**6.52**	**8.12**	**11.47**	**8.55**	**5.98**	**10.92**	**7.00**

Totals may not tally due to weighting and rounding off

4.3R4: ONE RADIO [JAN-MAR 2013]

	Total	Gender		Age Groups							Districts						Weekdays							Months		
		Male	Female	12-14	15-24	25-29	30-49	50-64	65-79	80+	Southern Harbour	Northern Harbour	South Eastern	Western	Northern	Gozo and Comino	Mon	Tue	Wed	Thu	Fri	Sat	Sun	Jan	Feb	Mar
Station Counts																										
> 6:00	2,898	1,564	1,334	0	0	0	0	1,008	1,890	0	1,472	919	0	0	507	0	744	0	1,146	163	670	175	0	1,321	163	1,414
6:00-9:00	37,283	17,577	19,706	0	1,289	1,572	6,480	18,194	8,304	1,444	9,716	7,602	5,849	5,194	6,694	2,228	2,728	3,389	8,542	7,875	4,976	3,473	6,300	12,335	8,708	16,240
9:00-12:00	62,734	25,886	36,848	0	490	1,572	9,500	31,359	17,441	2,372	15,948	12,872	12,578	8,041	9,445	3,850	4,802	6,606	10,929	11,222	9,220	12,897	7,058	20,535	15,648	26,551
12:00-17:00	68,639	37,498	31,141	1,829	1,048	2,620	10,279	31,648	19,591	1,624	15,850	10,215	12,802	9,129	16,054	4,589	8,184	7,521	16,332	9,730	9,856	11,063	5,953	24,587	19,090	24,962
17:00-20:00	16,558	8,039	8,519	0	0	1,048	3,950	5,087	6,473	0	3,347	2,177	4,620	1,620	3,751	1,043	1,850	2,475	3,726	1,528	1,856	3,342	1,781	6,652	3,604	6,302
20:00-24:00	5,357	1,592	3,765	0	0	0	3,104	700	1,553	0	163	700	2,800	0	1,504	190	182	700	2,875	470	190	0	940	3,057	1,360	940
	193,469	**92,156**	**101,313**	**1,829**	**2,827**	**6,812**	**33,313**	**87,996**	**55,252**	**5,440**	**46,496**	**34,485**	**38,649**	**23,984**	**37,955**	**11,900**	**18,490**	**20,691**	**43,550**	**30,988**	**26,768**	**30,950**	**22,032**	**68,487**	**48,573**	**76,409**
Station Percentage																										
> 6:00	1.50	1.70	1.32	0.00	0.00	0.00	0.00	1.15	3.42	0.00	3.17	2.66	0.00	0.00	1.34	0.00	4.02	0.00	2.63	0.53	2.50	0.57	0.00	1.93	0.34	1.85
6:00-9:00	19.27	19.07	19.45	0.00	45.60	23.08	19.45	20.68	15.03	26.54	20.90	22.04	15.13	21.66	17.64	18.72	14.75	16.38	19.61	25.41	18.59	11.22	28.59	18.01	17.93	21.25
9:00-12:00	32.43	28.09	36.37	0.00	17.33	23.08	28.52	35.64	31.57	43.60	34.30	37.33	32.54	33.53	24.88	32.35	25.97	31.93	25.10	36.21	34.44	41.67	32.04	29.98	32.22	34.75
12:00-17:00	35.48	40.69	30.74	100.00	37.07	38.46	30.86	35.97	35.46	29.85	34.09	29.62	33.12	38.06	42.30	38.56	44.26	36.35	37.50	31.40	36.82	35.74	27.02	35.90	39.30	32.67
17:00-20:00	8.56	8.72	8.41	0.00	0.00	15.38	11.86	5.78	11.72	0.00	7.20	6.31	11.95	6.75	9.88	8.76	10.01	11.96	8.56	4.93	6.93	10.80	8.08	9.71	7.42	8.25
20:00-24:00	2.77	1.73	3.72	0.00	0.00	0.00	9.32	0.80	2.81	0.00	0.35	2.03	7.24	0.00	3.96	1.60	0.98	3.38	6.60	1.52	0.71	0.00	4.27	4.46	2.80	1.23
	100	**100**	**100**	**100**	**100**	**100**	**100**	**100**	**100**	**100**	**100**	**100**	**100**	**100**	**100**	**100**	**100**	**100**	**100**	**100**	**100**	**100**	**100**	**100**	**100**	**100**
Population Percent																										
> 6:00	0.32	0.36	0.28	0.00	0.00	0.00	0.00	0.36	1.26	0.00	0.78	0.37	0.00	0.00	0.39	0.00	0.81	0.00	0.70	0.10	0.48	0.14	0.00	0.37	0.07	0.46
6:00-9:00	4.13	4.09	4.18	0.00	0.96	4.73	2.36	6.58	5.55	6.07	5.12	3.05	4.68	3.58	5.10	3.62	2.95	2.79	5.21	4.81	3.55	2.80	6.61	3.46	3.62	5.32
9:00-12:00	6.96	6.02	7.81	0.00	0.37	4.73	3.46	11.35	11.66	9.97	8.41	5.17	10.07	5.54	7.19	6.26	5.20	5.43	6.66	6.85	6.57	10.38	7.40	5.77	6.50	8.70
12:00-17:00	7.61	8.73	6.60	17.92	0.78	7.89	3.75	11.45	13.10	6.83	8.36	4.10	10.25	6.29	12.23	7.46	8.86	6.18	9.96	5.94	7.02	8.91	6.24	6.91	7.93	8.18
17:00-20:00	1.84	1.87	1.80	0.00	0.00	3.15	1.44	1.84	4.33	0.00	1.77	0.87	3.70	1.12	2.86	1.69	2.00	2.03	2.27	0.93	1.32	2.69	1.87	1.87	1.50	2.07
20:00-24:00	0.59	0.37	0.80	0.00	0.00	0.00	1.13	0.25	1.04	0.00	0.09	0.28	2.24	0.00	1.15	0.31	0.20	0.58	1.75	0.29	0.14	0.00	0.99	0.86	0.57	0.31
	21.46	**21.45**	**21.47**	**17.92**	**2.11**	**20.50**	**12.14**	**31.84**	**36.94**	**22.86**	**24.52**	**13.85**	**30.93**	**16.52**	**28.91**	**19.34**	**20.02**	**17.01**	**26.55**	**18.92**	**19.08**	**24.91**	**23.10**	**19.24**	**20.19**	**25.05**

Totals may not tally due to weighting and rounding off

4.3.R5: RADIO 101 [JAN-MAR 2013]

	Total	Gender		Age Groups							Districts						Weekdays							Months		
		Male	Female	12-14	15-24	25-29	30-49	50-64	65-79	80+	Southern Harbour	Northern Harbour	South Eastern	Western	Northern	Gozo and Comino	Mon	Tue	Wed	Thu	Fri	Sat	Sun	Jan	Feb	Mar
Station Counts																										
> 6:00	862	186	676	0	0	0	0	512	350	0	326	536	0	0	0	0	0	0	326	186	350	0	0	0	536	326
6:00-9:00	5,963	1,835	4,128	0	0	0	1,643	2,618	1,702	0	2,468	1,422	839	180	338	716	1,352	640	978	787	512	0	1,694	1,664	1,228	3,071
9:00-12:00	13,650	5,421	8,229	0	430	0	2,385	6,557	4,278	0	2,310	5,004	1,510	2,002	1,356	1,468	1,654	1,920	1,050	1,996	1,468	1,463	4,099	2,116	4,860	6,674
12:00-17:00	10,889	4,385	6,504	0	0	0	1,075	7,354	2,460	0	0	3,544	2,718	2,820	1,413	394	4,123	1,208	722	1,560	1,466	1,810	0	587	1,116	9,186
17:00-20:00	3,408	824	2,584	0	0	0	430	2,278	350	350	978	700	906	0	430	394	906	0	700	1,408	394	0	0	1,328	744	1,336
20:00-24:00	1,930	1,326	604	0	602	0	0	1,328	0	0	0	602	604	724	0	0	604	0	0	0	0	602	724	724	0	1,206
	36,702	**13,977**	**22,725**	**0**	**1,032**	**0**	**5,533**	**20,647**	**9,140**	**350**	**6,082**	**11,808**	**6,577**	**5,726**	**3,537**	**2,972**	**8,639**	**3,768**	**3,776**	**5,937**	**4,190**	**3,875**	**6,517**	**6,419**	**8,484**	**21,799**
Station Percentage																										
> 6:00	2.35	1.33	2.97	0.00	0.00	0.00	0.00	2.48	3.83	0.00	5.36	4.54	0.00	0.00	0.00	0.00	0.00	0.00	8.63	3.13	8.35	0.00	0.00	0.00	6.32	1.50
6:00-9:00	16.25	13.13	18.17	0.00	0.00	0.00	29.69	12.68	18.62	0.00	40.58	12.04	12.76	3.14	9.56	24.09	15.65	16.99	25.90	13.26	12.22	0.00	25.99	25.92	14.47	14.09
9:00-12:00	37.19	38.79	36.21	0.00	41.67	0.00	43.11	31.76	46.81	0.00	37.98	42.38	22.96	34.96	38.34	49.39	19.15	50.96	27.81	33.62	35.04	37.75	62.90	32.96	57.28	30.62
12:00-17:00	29.67	31.37	28.62	0.00	0.00	0.00	19.43	35.62	26.91	0.00	0.00	30.01	41.33	49.25	39.95	13.26	47.73	32.06	19.12	26.28	34.99	46.71	0.00	9.14	13.15	42.14
17:00-20:00	9.29	5.90	11.37	0.00	0.00	0.00	7.77	11.03	3.83	0.00	16.08	5.93	13.78	0.00	12.16	13.26	10.49	0.00	18.54	23.72	9.40	0.00	0.00	20.69	8.77	6.13
20:00-24:00	5.26	9.49	2.66	0.00	58.33	0.00	0.00	6.43	0.00	0.00	0.00	5.10	9.18	12.64	0.00	0.00	6.99	0.00	0.00	0.00	0.00	15.54	11.11	11.28	0.00	5.53
	100	**100**	**100**	**0.00**	**100**	**0.00**	**100**	**100**	**100**	**0.00**	**100**	**100**	**100**	**100**	**100**	**100**	**100**	**100**	**100**	**100**	**100**	**100**	**100**	**100**	**100**	**100**
Population Percent																										
> 6:00	0.10	0.04	0.14	0.00	0.00	0.00	0.00	0.19	0.23	0.00	0.17	0.22	0.00	0.00	0.00	0.00	0.00	0.00	0.20	0.11	0.25	0.00	0.00	0.00	0.22	0.11
6:00-9:00	0.66	0.43	0.87	0.00	0.00	0.00	0.60	0.95	1.14	0.00	1.30	0.57	0.67	0.12	0.26	1.16	1.46	0.53	0.60	0.48	0.36	0.00	1.78	0.47	0.51	1.01
9:00-12:00	1.51	1.26	1.74	0.00	0.32	0.00	0.87	2.37	2.86	0.00	1.22	2.01	1.21	1.38	1.03	2.39	1.79	1.58	0.64	1.22	1.05	1.18	4.30	0.59	2.02	2.19
12:00-17:00	1.21	1.02	1.38	0.00	0.00	0.00	0.39	2.66	1.64	0.00	0.00	1.42	2.18	1.94	1.08	0.64	4.46	0.99	0.44	0.95	1.04	1.46	0.00	0.16	0.46	3.01
17:00-20:00	0.38	0.19	0.55	0.00	0.00	0.00	0.16	0.82	0.23	1.47	0.52	0.28	0.73	0.00	0.33	0.64	0.98	0.00	0.43	0.86	0.28	0.00	0.00	0.37	0.31	0.44
20:00-24:00	0.21	0.31	0.13	0.00	0.45	0.00	0.00	0.48	0.00	0.00	0.00	0.24	0.48	0.50	0.00	0.00	0.65	0.00	0.00	0.00	0.00	0.48	0.76	0.20	0.00	0.40
	4.07	**3.25**	**4.81**	**0.00**	**0.77**	**0.00**	**2.02**	**7.47**	**6.11**	**1.47**	**3.21**	**4.74**	**5.26**	**3.94**	**2.69**	**4.83**	**9.35**	**3.10**	**2.30**	**3.62**	**2.99**	**3.12**	**6.83**	**1.80**	**3.53**	**7.15**

Totals may not tally due to weighting and rounding off

4.3.R6: BAY RADIO [JAN-MAR 2013]

	Total	Gender		Age Groups							Districts						Weekdays							Months		
		Male	Female	12-14	15-24	25-29	30-49	50-64	65-79	80+	Southern Harbour	Northern Harbour	South Eastern	Western	Northern	Gozo and Comino	Mon	Tue	Wed	Thu	Fri	Sat	Sun	Jan	Feb	Mar
Station Counts																										
> 6:00	2,651	2,651	0	0	1,241	602	808	0	0	0	517	1,154	980	0	0	0	602	261	0	256	1,532	0	0	1,069	980	602
6:00-9:00	37,612	20,413	17,199	1,528	16,221	4,716	13,559	1,588	0	0	10,525	12,040	2,703	6,266	5,025	1,053	4,038	5,344	7,608	8,277	4,005	6,238	2,102	17,844	6,967	12,801
9:00-12:00	54,205	25,298	28,907	460	26,630	0	23,474	3,641	0	0	14,045	20,273	3,324	7,565	7,154	1,844	3,349	11,896	11,297	11,386	5,278	6,292	4,707	25,130	8,942	20,133
12:00-17:00	58,588	36,506	22,082	1,783	31,232	778	21,435	3,360	0	0	12,203	20,926	4,985	13,904	5,784	786	3,380	12,769	15,912	14,570	6,051	4,073	1,833	25,906	7,000	25,682
17:00-20:00	13,704	8,710	4,994	1,450	5,465	1,038	4,079	1,672	0	0	2,598	3,395	1,430	3,987	1,220	1,074	732	3,806	1,830	2,809	1,532	2,158	837	3,749	3,002	6,953
20:00-24:00	3,041	261	2,780	0	2,780	261	0	0	0	0	857	0	0	0	2,184	0	0	0	1,324	0	1,456	261	0	261	728	2,052
	169,801	**93,839**	**75,962**	**5,221**	**83,569**	**7,395**	**63,355**	**10,261**	**0**	**0**	**40,745**	**57,788**	**13,422**	**31,722**	**21,367**	**4,757**	**12,101**	**34,076**	**37,971**	**37,298**	**19,854**	**19,022**	**9,479**	**73,959**	**27,619**	**68,223**
Station Percentage																										
> 6:00	1.56	2.83	0.00	0.00	1.49	8.14	1.28	0.00	0.00	0.00	1.27	2.00	7.30	0.00	0.00	0.00	4.97	0.77	0.00	0.69	7.72	0.00	0.00	1.45	3.55	0.88
6:00-9:00	22.15	21.75	22.64	29.27	19.41	63.77	21.40	15.48	0.00	0.00	25.83	20.83	20.14	19.75	23.52	22.14	33.37	15.68	20.04	22.19	20.17	32.79	22.18	24.13	25.23	18.76
9:00-12:00	31.92	26.96	38.05	8.81	31.87	0.00	37.05	35.48	0.00	0.00	34.47	35.08	24.77	23.85	33.48	38.76	27.68	34.91	29.75	30.53	26.58	33.08	49.66	33.98	32.38	29.51
12:00-17:00	34.50	38.90	29.07	34.15	37.37	10.52	33.83	32.75	0.00	0.00	29.95	36.21	37.14	43.83	27.07	16.52	27.93	37.47	41.91	39.06	30.48	21.41	19.34	35.03	25.34	37.64
17:00-20:00	8.07	9.28	6.57	27.77	6.54	14.04	6.44	16.29	0.00	0.00	6.38	5.87	10.65	12.57	5.71	22.58	6.05	11.17	4.82	7.53	7.72	11.34	8.83	5.07	10.87	10.19
20:00-24:00	1.79	0.28	3.66	0.00	3.33	3.53	0.00	0.00	0.00	0.00	2.10	0.00	0.00	0.00	10.22	0.00	0.00	0.00	3.49	0.00	7.33	1.37	0.00	0.35	2.64	3.01
	100	**100**	**100**	**100**	**100**	**100**	**100**	**100**	**0.00**	**0.00**	**100**	**100**	**100**	**100**	**100**	**100**	**100**	**100**	**100**	**100**	**100**	**100**	**100**	**100**	**100**	**100**
Population Percent																										
> 6:00	0.29	0.62	0.00	0.00	0.92	1.81	0.29	0.00	0.00	0.00	0.27	0.46	0.78	0.00	0.00	0.00	0.65	0.21	0.00	0.16	1.09	0.00	0.00	0.30	0.41	0.20
6:00-9:00	4.17	4.75	3.64	14.97	12.09	14.19	4.94	0.57	0.00	0.00	5.55	4.83	2.16	4.31	3.83	1.71	4.37	4.39	4.64	5.05	2.85	5.02	2.20	5.01	2.90	4.20
9:00-12:00	6.01	5.89	6.12	4.51	19.84	0.00	8.56	1.32	0.00	0.00	7.41	8.14	2.66	5.21	5.45	3.00	3.63	9.78	6.89	6.95	3.76	5.07	4.94	7.06	3.72	6.60
12:00-17:00	6.50	8.50	4.68	17.46	23.27	2.34	7.81	1.22	0.00	0.00	6.44	8.40	3.99	9.57	4.41	1.28	3.66	10.50	9.70	8.90	4.31	3.28	1.92	7.28	2.91	8.42
17:00-20:00	1.52	2.03	1.06	14.20	4.07	3.12	1.49	0.61	0.00	0.00	1.37	1.36	1.14	2.75	0.93	1.75	0.79	3.13	1.12	1.71	1.09	1.74	0.88	1.05	1.25	2.28
20:00-24:00	0.34	0.06	0.59	0.00	2.07	0.79	0.00	0.00	0.00	0.00	0.45	0.00	0.00	0.00	1.66	0.00	0.00	0.00	0.81	0.00	1.04	0.21	0.00	0.07	0.30	0.67
	18.83	**21.84**	**16.09**	**51.14**	**62.28**	**22.26**	**23.09**	**3.71**	**0.00**	**0.00**	**21.49**	**23.20**	**10.74**	**21.84**	**16.27**	**7.73**	**13.10**	**28.02**	**23.15**	**22.77**	**14.15**	**15.31**	**9.94**	**20.77**	**11.48**	**22.37**

Totals may not tally due to weighting and rounding off

4.3.R7: CALYPSO RADIO [JAN-MAR 2013]

	Total	Gender		Age Groups							Districts						Weekdays							Months		
		Male	Female	12-14	15-24	25-29	30-49	50-64	65-79	80+	Southern Harbour	Northern Harbour	South Eastern	Western	Northern	Gozo and Comino	Mon	Tue	Wed	Thu	Fri	Sat	Sun	Jan	Feb	Mar
Station Counts																										
> 6:00	0	0	0	0	0	0	0	0	0	0	0	0	0	0	0	0	0	0	0	0	0	0	0	0	0	0
6:00-9:00	18,083	7,323	10,760	245	0	0	6,140	8,857	2,655	186	1,304	5,437	5,644	1,898	3,026	774	4,051	350	1,557	3,406	3,768	3,509	1,442	9,499	4,651	3,933
9:00-12:00	43,960	16,666	27,294	0	1,300	0	18,070	16,220	7,254	1,116	5,476	10,382	6,420	9,858	9,502	2,322	7,948	3,016	6,660	4,878	8,792	8,554	4,112	21,112	15,718	7,130
12:00-17:00	38,247	21,037	17,210	0	920	0	20,205	13,190	3,932	0	5,788	3,436	11,531	8,094	5,908	3,490	1,702	4,225	7,869	4,980	6,631	8,590	4,250	15,141	15,413	7,693
17:00-20:00	11,896	6,906	4,990	0	1,052	0	4,962	4,790	1,092	0	838	0	3,994	3,916	1,966	1,182	0	512	4,370	1,582	338	2,154	2,940	5,404	4,548	1,944
20:00-24:00	5,108	2,000	3,108	0	460	0	1,809	1,383	1,456	0	1,265	175	3,124	544	0	0	0	0	719	1,208	0	1,265	1,916	3,383	0	1,725
	117,294	**53,932**	**63,362**	**245**	**3,732**	**0**	**51,186**	**44,440**	**16,389**	**1,302**	**14,671**	**19,430**	**30,713**	**24,310**	**20,402**	**7,768**	**13,701**	**8,103**	**21,175**	**16,054**	**19,529**	**24,072**	**14,660**	**54,539**	**40,330**	**22,425**
Station Percentage																										
> 6:00	0.00	0.00	0.00	0.00	0.00	0.00	0.00	0.00	0.00	0.00	0.00	0.00	0.00	0.00	0.00	0.00	0.00	0.00	0.00	0.00	0.00	0.00	0.00	0.00	0.00	0.00
6:00-9:00	15.42	13.58	16.98	100.00	0.00	0.00	12.00	19.93	16.20	0.00	8.89	27.98	18.38	7.81	14.83	9.96	29.57	4.32	7.35	21.22	19.29	14.58	9.84	17.42	11.53	17.54
9:00-12:00	37.48	30.90	43.08	0.00	34.83	0.00	35.30	36.50	44.26	0.00	37.33	53.43	20.90	40.55	46.57	29.89	58.01	37.22	31.45	30.38	45.02	35.54	28.05	38.71	38.97	31.79
12:00-17:00	32.61	39.01	27.16	0.00	24.65	0.00	39.47	29.68	23.99	0.00	39.45	17.68	37.54	33.29	28.96	44.93	12.42	52.14	37.16	31.02	33.95	35.68	28.99	27.76	38.22	34.31
17:00-20:00	10.14	12.81	7.88	0.00	28.19	0.00	9.69	10.78	6.66	0.00	5.71	0.00	13.00	16.11	9.64	15.22	0.00	6.32	20.64	9.85	1.73	8.95	20.05	9.91	11.28	8.67
20:00-24:00	4.35	3.71	4.91	0.00	12.33	0.00	3.53	3.11	8.88	0.00	8.62	0.90	10.17	2.24	0.00	0.00	0.00	0.00	3.40	7.52	0.00	5.26	13.07	6.20	0.00	7.69
	100	**100**	**100**	**100**	**100**	**0.00**	**100**	**100**	**100**	**100**	**100**	**100**	**100**	**100**	**100**	**100**	**100**	**100**	**100**	**100**	**100**	**100**	**100**	**100**	**100**	**100**
Population Percent																										
> 6:00	0.00	0.00	0.00	0.00	0.00	0.00	0.00	0.00	0.00	0.00	0.00	0.00	0.00	0.00	0.00	0.00	0.00	0.00	0.00	0.00	0.00	0.00	0.00	0.00	0.00	0.00
6:00-9:00	2.01	1.70	2.28	2.40	0.00	0.00	2.24	3.21	1.78	0.78	0.69	2.18	4.52	1.31	2.30	1.26	4.39	0.29	0.95	2.08	2.69	2.82	1.51	2.67	1.93	1.29
9:00-12:00	4.88	3.88	5.78	0.00	0.97	0.00	6.59	5.87	4.85	4.69	2.89	4.17	5.14	6.79	7.24	3.77	8.61	2.48	4.06	2.98	6.27	6.89	4.31	5.93	6.53	2.34
12:00-17:00	4.24	4.90	3.65	0.00	0.69	0.00	7.36	4.77	2.63	0.00	3.05	1.38	9.23	5.57	4.50	5.67	1.84	3.47	4.80	3.04	4.73	6.91	4.46	4.25	6.41	2.52
17:00-20:00	1.32	1.61	1.06	0.00	0.78	0.00	1.81	1.73	0.73	0.00	0.44	0.00	3.20	2.70	1.50	1.92	0.00	0.42	2.66	0.97	0.24	1.73	3.08	1.52	1.89	0.64
20:00-24:00	0.57	0.47	0.66	0.00	0.34	0.00	0.66	0.50	0.97	0.00	0.67	0.07	2.50	0.37	0.00	0.00	0.00	0.00	0.44	0.74	0.00	1.02	2.01	0.95	0.00	0.57
	13.01	**12.55**	**13.42**	**2.40**	**2.78**	**0.00**	**18.66**	**16.08**	**10.96**	**5.47**	**7.74**	**7.80**	**24.58**	**16.74**	**15.54**	**12.62**	**14.83**	**6.66**	**12.91**	**9.80**	**13.92**	**19.38**	**15.37**	**15.32**	**16.76**	**7.35**

Totals may not tally due to weighting and rounding off

4.3.R8: RTK [JAN-MAR 2013]

	Total	Gender		Age Groups							Districts						Weekdays							Months		
		Male	Female	12-14	15-24	25-29	30-49	50-64	65-79	80+	Southern Harbour	Northern Harbour	South Eastern	Western	Northern	Gozo and Comino	Mon	Tue	Wed	Thu	Fri	Sat	Sun	Jan	Feb	Mar
Station Counts																										
> 6:00	2,631	2,281	350	0	0	0	512	350	1,211	558	512	908	0	0	1,211	0	0	350	558	512	0	1,211	0	558	0	2,073
6:00-9:00	13,605	3,936	9,669	0	0	0	2,190	6,920	3,116	1,379	2,714	2,840	2,025	1,554	2,036	2,436	1,434	2,395	3,822	2,916	324	1,096	1,618	5,789	3,858	3,958
9:00-12:00	21,476	7,237	14,239	0	0	0	1,266	9,152	9,724	1,334	3,734	5,348	4,325	2,420	2,873	2,776	169	4,389	4,640	5,385	1,106	2,602	3,185	7,838	7,540	6,098
12:00-17:00	18,829	7,615	11,214	0	1,912	0	767	12,194	3,606	350	2,376	8,658	2,660	2,156	2,979	0	0	4,948	5,480	4,144	2,425	0	1,832	5,982	5,345	7,502
17:00-20:00	8,643	4,373	4,270	0	478	0	1,598	2,301	3,446	820	2,798	3,407	0	1,741	697	0	2,668	866	585	1,576	2,326	0	622	5,158	2,235	1,250
20:00-24:00	3,811	2,031	1,780	0	0	0	380	1,400	1,006	1,025	1,845	1,586	0	0	0	380	1,025	0	0	1,586	820	0	380	2,425	1,006	380
	68,995	**27,473**	**41,522**	**0**	**2,390**	**0**	**6,713**	**32,317**	**22,109**	**5,466**	**13,979**	**22,747**	**9,010**	**7,871**	**9,796**	**5,592**	**5,296**	**12,948**	**15,085**	**16,119**	**7,001**	**4,909**	**7,637**	**27,750**	**19,984**	**21,261**
Station Percentage																										
> 6:00	3.81	8.30	0.84	0.00	0.00	0.00	7.63	1.08	5.48	0.00	3.66	3.99	0.00	0.00	12.36	0.00	0.00	2.70	3.70	3.18	0.00	24.67	0.00	2.01	0.00	9.75
6:00-9:00	19.72	14.33	23.29	0.00	0.00	0.00	32.62	21.41	14.09	0.00	19.41	12.49	22.48	19.74	20.78	43.56	27.08	18.50	25.34	18.09	4.63	22.33	21.19	20.86	19.31	18.62
9:00-12:00	31.13	26.34	34.29	0.00	0.00	0.00	18.86	28.32	43.98	0.00	26.71	23.51	48.00	30.75	29.33	49.64	3.19	33.90	30.76	33.41	15.80	53.00	41.70	28.25	37.73	28.68
12:00-17:00	27.29	27.72	27.01	0.00	80.00	0.00	11.43	37.73	16.31	0.00	17.00	38.06	29.52	27.39	30.41	0.00	0.00	38.21	36.33	25.71	34.64	0.00	23.99	21.56	26.75	35.29
17:00-20:00	12.53	15.92	10.28	0.00	20.00	0.00	23.80	7.12	15.59	0.00	20.02	14.98	0.00	22.12	7.12	0.00	50.38	6.69	3.88	9.78	33.22	0.00	8.14	18.59	11.18	5.88
20:00-24:00	5.52	7.39	4.29	0.00	0.00	0.00	5.66	4.33	4.55	0.00	13.20	6.97	0.00	0.00	0.00	6.80	19.35	0.00	0.00	9.84	11.71	0.00	4.98	8.74	5.03	1.79
	100	**100**	**100**	**0.00**	**100**	**0.00**	**100**	**100**	**100**	**100**	**100**	**100**	**100**	**100**	**100**	**100**	**100**	**100**	**100**	**100**	**100**	**100**	**100**	**100**	**100**	**100**
Population Percent																										
> 6:00	0.29	0.53	0.07	0.00	0.00	0.00	0.19	0.13	0.81	2.35	0.27	0.36	0.00	0.00	0.92	0.00	0.00	0.29	0.34	0.31	0.00	0.97	0.00	0.16	0.00	0.68
6:00-9:00	1.51	0.92	2.05	0.00	0.00	0.00	0.80	2.50	2.08	5.80	1.43	1.14	1.62	1.07	1.55	3.96	1.55	1.97	2.33	1.78	0.23	0.88	1.70	1.63	1.60	1.30
9:00-12:00	2.38	1.68	3.02	0.00	0.00	0.00	0.46	3.31	6.50	5.61	1.97	2.15	3.46	1.67	2.19	4.51	0.18	3.61	2.83	3.29	0.79	2.09	3.34	2.20	3.13	2.00
12:00-17:00	2.09	1.77	2.38	0.00	1.42	0.00	0.28	4.41	2.41	1.47	1.25	3.48	2.13	1.48	2.27	0.00	0.00	4.07	3.34	2.53	1.73	0.00	1.92	1.68	2.22	2.46
17:00-20:00	0.96	1.02	0.90	0.00	0.36	0.00	0.58	0.83	2.30	3.45	1.48	1.37	0.00	1.20	0.53	0.00	2.89	0.71	0.36	0.96	1.66	0.00	0.65	1.45	0.93	0.41
20:00-24:00	0.42	0.47	0.38	0.00	0.00	0.00	0.14	0.51	0.67	4.31	0.97	0.64	0.00	0.00	0.00	0.62	1.11	0.00	0.00	0.97	0.58	0.00	0.40	0.68	0.42	0.12
	7.65	**6.39**	**8.80**	**0.00**	**1.78**	**0.00**	**2.45**	**11.69**	**14.78**	**22.97**	**7.37**	**9.13**	**7.21**	**5.42**	**7.46**	**9.09**	**5.73**	**10.65**	**9.20**	**9.84**	**4.99**	**3.95**	**8.01**	**7.79**	**8.31**	**6.97**

Totals may not tally due to weighting and rounding off

4.3.R9: SMASH RADIO [JAN-MAR 2013]

	Total	Gender		Age Groups							Districts						Weekdays							Months		
		Male	Female	12-14	15-24	25-29	30-49	50-64	65-79	80+	Southern Harbour	Northern Harbour	South Eastern	Western	Northern	Gozo and Comino	Mon	Tue	Wed	Thu	Fri	Sat	Sun	Jan	Feb	Mar
Station Counts																										
> 6:00	0	0	0	0	0	0	0	0	0	0	0	0	0	0	0	0	0	0	0	0	0	0	0	0	0	0
6:00-9:00	7,022	3,571	3,451	965	230	1,796	3,235	796	0	0	1,494	2,047	568	592	612	1,709	2,341	972	358	1,204	1,942	0	205	2,380	2,869	1,773
9:00-12:00	12,719	3,962	8,757	0	0	3,582	7,092	1,345	700	0	1,681	4,192	1,014	2,320	430	3,082	2,314	2,916	700	2,368	2,196	2,225	0	7,053	1,752	3,914
12:00-17:00	8,231	5,557	2,674	0	0	3,010	2,530	2,175	516	0	2,735	3,382	0	0	0	2,114	0	205	1,156	3,010	2,342	1,518	0	8,087	0	144
17:00-20:00	3,363	1,845	1,518	0	0	602	1,973	788	0	0	1,518	878	0	0	0	967	0	0	1,518	878	788	179	0	2,908	179	276
20:00-24:00	976	470	506	0	0	0	976	0	0	0	506	0	470	0	0	0	0	0	976	0	0	0	0	976	0	0
	32,311	**15,405**	**16,906**	**965**	**230**	**8,990**	**15,806**	**5,104**	**1,216**	**0**	**7,934**	**10,499**	**2,052**	**2,912**	**1,042**	**7,872**	**4,655**	**4,093**	**4,708**	**7,460**	**7,268**	**3,922**	**205**	**21,404**	**4,800**	**6,107**
Station Percentage																										
> 6:00	0.00	0.00	0.00	0.00	0.00	0.00	0.00	0.00	0.00	0.00	0.00	0.00	0.00	0.00	0.00	0.00	0.00	0.00	0.00	0.00	0.00	0.00	0.00	0.00	0.00	0.00
6:00-9:00	21.73	23.18	20.41	100.00	100.00	19.98	20.47	15.60	0.00	0.00	18.83	19.50	27.68	20.33	58.73	21.71	50.29	23.75	7.60	16.14	26.72	0.00	100.00	11.12	59.77	29.03
9:00-12:00	39.36	25.72	51.80	0.00	0.00	39.84	44.87	26.35	57.57	0.00	21.19	39.93	49.42	79.67	41.27	39.15	49.71	71.24	14.87	31.74	30.21	56.73	0.00	32.95	36.50	64.09
12:00-17:00	25.47	36.07	15.82	0.00	0.00	33.48	16.01	42.61	42.43	0.00	34.47	32.21	0.00	0.00	0.00	26.85	0.00	5.01	24.55	40.35	32.22	38.70	0.00	37.78	0.00	2.36
17:00-20:00	10.41	11.98	8.98	0.00	0.00	6.70	12.48	15.44	0.00	0.00	19.13	8.36	0.00	0.00	0.00	12.28	0.00	0.00	32.24	11.77	10.84	4.56	0.00	13.59	3.73	4.52
20:00-24:00	3.02	3.05	2.99	0.00	0.00	0.00	6.17	0.00	0.00	0.00	6.38	0.00	22.90	0.00	0.00	0.00	0.00	0.00	20.73	0.00	0.00	0.00	0.00	4.56	0.00	0.00
	100	**100**	**100**	**100**	**100**	**100**	**100**	**100**	**100**	**0.00**	**100**	**100**	**100**	**100**	**100**	**0.00**	**100**	**100**	**100**	**100**	**100**	**100**	**100**	**100**	**100**	**100**
Population Percent																										
> 6:00	0.00	0.00	0.00	0.00	0.00	0.00	0.00	0.00	0.00	0.00	0.00	0.00	0.00	0.00	0.00	0.00	0.00	0.00	0.00	0.00	0.00	0.00	0.00	0.00	0.00	0.00
6:00-9:00	0.78	0.83	0.73	9.45	0.17	5.41	1.18	0.29	0.00	0.00	0.79	0.82	0.45	0.41	0.47	2.78	2.53	0.80	0.22	0.74	1.38	0.00	0.21	0.67	1.19	0.58
9:00-12:00	1.41	0.92	1.86	0.00	0.00	10.78	2.58	0.49	0.47	0.00	0.89	1.68	0.81	1.60	0.33	5.01	2.51	2.40	0.43	1.45	1.56	1.79	0.00	1.98	0.73	1.28
12:00-17:00	0.91	1.29	0.57	0.00	0.00	9.06	0.92	0.79	0.34	0.00	1.44	1.36	0.00	0.00	0.00	3.43	0.00	0.17	0.70	1.84	1.67	1.22	0.00	2.27	0.00	0.05
17:00-20:00	0.37	0.43	0.32	0.00	0.00	1.81	0.72	0.29	0.00	0.00	0.80	0.35	0.00	0.00	0.00	1.57	0.00	0.00	0.93	0.54	0.56	0.14	0.00	0.82	0.07	0.09
20:00-24:00	0.11	0.11	0.11	0.00	0.00	0.00	0.36	0.00	0.00	0.00	0.27	0.00	0.38	0.00	0.00	0.00	0.00	0.00	0.60	0.00	0.00	0.00	0.00	0.27	0.00	0.00
	3.58	**3.58**	**3.58**	**9.45**	**0.17**	**27.06**	**5.76**	**1.85**	**0.81**	**0.00**	**4.18**	**4.22**	**1.64**	**2.01**	**0.79**	**12.79**	**5.04**	**3.37**	**2.87**	**4.55**	**5.18**	**3.16**	**0.21**	**6.01**	**1.99**	**2.00**

Totals may not tally due to weighting and rounding off

4.3.R10: RADJU MARIJA [JAN-MAR 2013]

	Total	Gender		Age Groups							Districts						Weekdays							Months		
		Male	Female	12-14	15-24	25-29	30-49	50-64	65-79	80+	Southern Harbour	Northern Harbour	South Eastern	Western	Northern	Gozo and Comino	Mon	Tue	Wed	Thu	Fri	Sat	Sun	Jan	Feb	Mar
Station Counts																										
> 6:00	736	410	326	0	0	0	0	163	573	0	736	0	0	0	0	0	410	0	0	0	0	0	326	326	410	0
6:00-9:00	7,359	1,025	6,334	0	0	0	0	4,973	2,386	0	3,144	1,225	604	1,134	676	576	1,025	974	774	990	1,326	477	1,793	1,642	2,428	3,289
9:00-12:00	13,008	362	12,646	0	0	0	942	8,772	3,150	144	2,608	3,712	0	1,982	1,014	3,692	350	3,462	0	1,708	3,978	380	3,130	3,488	5,656	3,864
12:00-17:00	11,613	1,595	10,018	301	0	0	512	3,528	4,311	2,961	1,574	5,398	453	1,296	2,028	864	0	1,058	1,695	1,618	6,578	338	326	2,612	3,892	5,109
17:00-20:00	7,038	1,927	5,111	0	0	0	1,906	972	3,110	1,050	1,513	3,336	338	1,678	173	0	648	186	2,230	162	3,150	662	0	2,089	2,927	2,022
20:00-24:00	2,517	2,004	513	0	0	0	1,632	163	372	350	163	722	0	1,632	0	0	0	0	1,632	0	722	0	163	1,795	350	372
	42,271	**7,323**	**34,948**	**301**	**0**	**0**	**4,992**	**18,571**	**13,902**	**4,505**	**9,738**	**14,393**	**1,395**	**7,722**	**3,891**	**5,132**	**2,433**	**5,680**	**6,331**	**4,478**	**15,754**	**1,857**	**5,738**	**11,952**	**15,663**	**14,656**
Station Percentage																										
> 6:00	1.74	5.60	0.93	0.00	0.00	0.00	0.00	0.88	4.12	0.00	7.56	0.00	0.00	0.00	0.00	0.00	16.85	0.00	0.00	0.00	0.00	0.00	5.68	2.73	2.62	0.00
6:00-9:00	17.41	14.00	18.12	0.00	0.00	0.00	0.00	26.78	17.16	0.00	32.29	8.51	43.30	14.69	17.37	11.22	42.13	17.15	12.23	22.11	8.42	25.69	31.25	13.74	15.50	22.44
9:00-12:00	30.77	4.94	36.19	0.00	0.00	0.00	18.87	47.23	22.66	0.00	26.78	25.79	0.00	25.67	26.06	71.94	14.39	60.95	0.00	38.14	25.25	20.46	54.55	29.18	36.11	26.36
12:00-17:00	27.47	21.78	28.67	100.00	0.00	0.00	10.26	19.00	31.01	0.00	16.16	37.50	32.47	16.78	52.12	16.84	0.00	18.63	26.77	36.13	41.75	18.20	5.68	21.85	24.85	34.86
17:00-20:00	16.65	26.31	14.62	0.00	0.00	0.00	38.18	5.23	22.37	0.00	15.54	23.18	24.23	21.73	4.45	0.00	26.63	3.27	35.22	3.62	19.99	35.65	0.00	17.48	18.69	13.80
20:00-24:00	5.95	27.37	1.47	0.00	0.00	0.00	32.69	0.88	2.68	0.00	1.67	5.02	0.00	21.13	0.00	0.00	0.00	0.00	25.78	0.00	4.58	0.00	2.84	15.02	2.23	2.54
	100	**100**	**100**	**100**	**0.00**	**0.00**	**100**	**100**	**100**	**100**	**100**	**100**	**100**	**100**	**100**	**100**	**100**	**100**	**100**	**100**	**100**	**100**	**100**	**100**	**100**	**100**
Population Percent																										
> 6:00	0.08	0.10	0.07	0.00	0.00	0.00	0.00	0.06	0.38	0.00	0.39	0.00	0.00	0.00	0.00	0.00	0.44	0.00	0.00	0.00	0.00	0.00	0.34	0.09	0.17	0.00
6:00-9:00	0.82	0.24	1.34	0.00	0.00	0.00	0.00	1.80	1.60	0.00	1.66	0.49	0.48	0.78	0.51	0.94	1.11	0.80	0.47	0.60	0.94	0.38	1.88	0.46	1.01	1.08
9:00-12:00	1.44	0.08	2.68	0.00	0.00	0.00	0.34	3.17	2.11	0.61	1.38	1.49	0.00	1.36	0.77	6.00	0.38	2.85	0.00	1.04	2.83	0.31	3.28	0.98	2.35	1.27
12:00-17:00	1.29	0.37	2.12	2.95	0.00	0.00	0.19	1.28	2.88	12.45	0.83	2.17	0.36	0.89	1.54	1.40	0.00	0.87	1.03	0.99	4.69	0.27	0.34	0.73	1.62	1.67
17:00-20:00	0.78	0.45	1.08	0.00	0.00	0.00	0.69	0.35	2.08	4.41	0.80	1.34	0.27	1.16	0.13	0.00	0.70	0.15	1.36	0.10	2.24	0.53	0.00	0.59	1.22	0.66
20:00-24:00	0.28	0.47	0.11	0.00	0.00	0.00	0.59	0.06	0.25	1.47	0.09	0.29	0.00	1.12	0.00	0.00	0.00	0.00	1.00	0.00	0.51	0.00	0.17	0.50	0.15	0.12
	4.69	**1.70**	**7.40**	**2.95**	**0.00**	**0.00**	**1.82**	**6.72**	**9.29**	**18.93**	**5.14**	**5.78**	**1.12**	**5.32**	**2.96**	**8.34**	**2.63**	**4.67**	**3.86**	**2.73**	**11.23**	**1.49**	**6.02**	**3.36**	**6.51**	**4.80**

Totals may not tally due to weighting and rounding off

4.3.R11: CAMPUS FM [JAN-MAR 2013]

	Total	Gender		Age Groups							Districts						Weekdays							Months		
		Male	Female	12-14	15-24	25-29	30-49	50-64	65-79	80+	Southern Harbour	Northern Harbour	South Eastern	Western	Northern	Gozo and Comino	Mon	Tue	Wed	Thu	Fri	Sat	Sun	Jan	Feb	Mar
Station Counts																										
> 6:00	0	0	0	0	0	0	0	0	0	0	0	0	0	0	0	0	0	0	0	0	0	0	0	0	0	0
6:00-9:00	1,451	1,451	0	0	245	0	276	558	0	372	0	1,206	245	0	0	0	834	372	0	0	0	0	245	372	803	276
9:00-12:00	2,547	2,372	175	0	0	0	512	1,291	0	744	512	2,035	0	0	0	0	744	1,291	512	0	0	0	0	1,291	1,256	0
12:00-17:00	3,378	3,378	0	0	0	0	512	2,046	820	0	1,332	2,046	0	0	0	0	0	2,866	512	0	0	0	0	2,680	512	186
17:00-20:00	744	744	0	0	0	0	0	744	0	0	0	744	0	0	0	0	0	744	0	0	0	0	0	744	0	0
20:00-24:00	0	0	0	0	0	0	0	0	0	0	0	0	0	0	0	0	0	0	0	0	0	0	0	0	0	0
	8,120	**7,945**	**175**	**0**	**245**	**0**	**1,300**	**4,639**	**820**	**1,116**	**1,844**	**6,031**	**245**	**0**	**0**	**0**	**1,578**	**5,273**	**1,024**	**0**	**0**	**0**	**245**	**5,087**	**2,571**	**462**
Station Percentage																										
> 6:00	0.00	0.00	0.00	0.00	0.00	0.00	0.00	0.00	0.00	0.00	0.00	0.00	0.00	0.00	0.00	0.00	0.00	0.00	0.00	0.00	0.00	0.00	0.00	0.00	0.00	0.00
6:00-9:00	17.87	18.26	0.00	0.00	100.00	0.00	21.23	12.03	0.00	0.00	0.00	20.00	100.00	0.00	0.00	0.00	52.85	7.05	0.00	0.00	0.00	0.00	100.00	7.31	31.23	59.74
9:00-12:00	31.37	29.86	100.00	0.00	0.00	0.00	39.38	27.83	0.00	0.00	27.77	33.74	0.00	0.00	0.00	0.00	47.15	24.48	50.00	0.00	0.00	0.00	0.00	25.38	48.85	0.00
12:00-17:00	41.60	42.52	0.00	0.00	0.00	0.00	39.38	44.10	100.00	0.00	72.23	33.92	0.00	0.00	0.00	0.00	0.00	54.35	50.00	0.00	0.00	0.00	0.00	52.68	19.91	40.26
17:00-20:00	9.16	9.36	0.00	0.00	0.00	0.00	0.00	16.04	0.00	0.00	0.00	12.34	0.00	0.00	0.00	0.00	0.00	14.11	0.00	0.00	0.00	0.00	0.00	14.63	0.00	0.00
20:00-24:00	0.00	0.00	0.00	0.00	0.00	0.00	0.00	0.00	0.00	0.00	0.00	0.00	0.00	0.00	0.00	0.00	0.00	0.00	0.00	0.00	0.00	0.00	0.00	0.00	0.00	0.00
	100	**100**	**100**	**0.00**	**100**	**0.00**	**100**	**100**	**100**	**0.00**	**100**	**100**	**0.00**	**0.00**	**0.00**	**0.00**	**0.00**	**100**	**100**	**0.00**	**0.00**	**0.00**	**100**	**100**	**100**	**100**
Population Percent																										
> 6:00	0.00	0.00	0.00	0.00	0.00	0.00	0.00	0.00	0.00	0.00	0.00	0.00	0.00	0.00	0.00	0.00	0.00	0.00	0.00	0.00	0.00	0.00	0.00	0.00	0.00	0.00
6:00-9:00	0.16	0.34	0.00	0.00	0.18	0.00	0.10	0.20	0.00	1.56	0.00	0.48	0.20	0.00	0.00	0.00	0.90	0.31	0.00	0.00	0.00	0.00	0.26	0.10	0.33	0.09
9:00-12:00	0.28	0.55	0.04	0.00	0.00	0.00	0.19	0.47	0.00	3.13	0.27	0.82	0.00	0.00	0.00	0.00	0.81	1.06	0.31	0.00	0.00	0.00	0.00	0.36	0.52	0.00
12:00-17:00	0.37	0.79	0.00	0.00	0.00	0.00	0.19	0.74	0.55	0.00	0.70	0.82	0.00	0.00	0.00	0.00	0.00	2.36	0.31	0.00	0.00	0.00	0.00	0.75	0.21	0.06
17:00-20:00	0.08	0.17	0.00	0.00	0.00	0.00	0.00	0.27	0.00	0.00	0.00	0.30	0.00	0.00	0.00	0.00	0.00	0.61	0.00	0.00	0.00	0.00	0.00	0.21	0.00	0.00
20:00-24:00	0.00	0.00	0.00	0.00	0.00	0.00	0.00	0.00	0.00	0.00	0.00	0.00	0.00	0.00	0.00	0.00	0.00	0.00	0.00	0.00	0.00	0.00	0.00	0.00	0.00	0.00
	0.90	**1.85**	**0.04**	**0.00**	**0.18**	**0.00**	**0.47**	**1.68**	**0.55**	**4.69**	**0.97**	**2.42**	**0.20**	**0.00**	**0.00**	**0.00**	**1.71**	**4.34**	**0.62**	**0.00**	**0.00**	**0.00**	**0.26**	**1.43**	**1.07**	**0.15**

Totals may not tally due to weighting and rounding off

4.3.R12: VIBE FM [JAN-MAR 2013]

	Total	Gender		Age Groups							Districts						Weekdays							Months		
		Male	Female	12-14	15-24	25-29	30-49	50-64	65-79	80+	Southern Harbour	Northern Harbour	South Eastern	Western	Northern	Gozo and Comino	Mon	Tue	Wed	Thu	Fri	Sat	Sun	Jan	Feb	Mar
Station Counts																										
> 6:00	256	256	0	0	0	0	256	0	0	0	256	0	0	0	0	0	0	0	0	256	0	0	0	256	0	0
6:00-9:00	3,356	1,975	1,381	0	1,983	522	665	186	0	0	1,118	1,113	695	0	430	0	837	596	952	325	186	460	0	952	881	1,523
9:00-12:00	7,103	4,997	2,106	0	3,635	2,174	922	372	0	0	0	3,342	0	2,189	1,572	0	2,021	602	562	2,756	0	802	360	3,945	0	3,158
12:00-17:00	10,379	7,251	3,128	215	4,992	524	4,648	0	0	0	4,680	3,374	0	1,237	1,088	0	3,010	256	1,012	2,300	3,156	645	0	5,712	215	4,452
17:00-20:00	3,695	1,313	2,382	0	2,482	602	611	0	0	0	261	602	465	1,991	376	0	0	1,991	0	606	863	0	235	3,230	465	0
20:00-24:00	2,718	2,718	0	0	1,597	261	860	0	0	0	783	860	0	1,075	0	0	0	1,935	0	0	0	261	522	2,196	0	522
	27,507	**18,510**	**8,997**	**215**	**14,689**	**4,083**	**7,962**	**558**	**0**	**0**	**7,098**	**9,291**	**1,160**	**6,492**	**3,466**	**0**	**5,868**	**5,380**	**2,526**	**6,243**	**4,205**	**2,168**	**1,117**	**16,291**	**1,561**	**9,655**
Station Percentage																										
> 6:00	12.20	10.67	15.35	0.00	13.50	12.78	8.35	33.33	0.00	0.00	15.75	11.98	59.91	0.00	12.41	0.00	14.26	11.08	37.69	5.21	4.42	21.22	0.00	5.84	56.44	15.77
6:00-9:00	25.82	27.00	23.41	0.00	24.75	53.25	11.58	66.67	0.00	0.00	0.00	35.97	0.00	33.72	45.35	0.00	34.44	11.19	22.25	44.15	0.00	36.99	32.23	24.22	0.00	32.71
9:00-12:00	37.73	39.17	34.77	100.00	33.98	12.83	58.38	0.00	0.00	0.00	65.93	36.31	0.00	19.05	31.39	0.00	51.30	4.76	40.06	36.84	75.05	29.75	0.00	35.06	13.77	46.11
12:00-17:00	13.43	7.09	26.48	0.00	16.90	14.74	7.67	0.00	0.00	0.00	3.68	6.48	40.09	30.67	10.85	0.00	0.00	37.01	0.00	9.71	20.52	0.00	21.04	19.83	29.79	0.00
17:00-20:00	9.88	14.68	0.00	0.00	10.87	6.39	10.80	0.00	0.00	0.00	11.03	9.26	0.00	16.56	0.00	0.00	0.00	35.97	0.00	0.00	0.00	12.04	46.73	13.48	0.00	5.41
20:00-24:00	12.20	10.67	15.35	0.00	13.50	12.78	8.35	33.33	0.00	0.00	15.75	11.98	59.91	0.00	12.41	0.00	14.26	11.08	37.69	5.21	4.42	21.22	0.00	5.84	56.44	15.77
	100	**100**	**100**	**100**	**100**	**100**	**100**	**0.00**	**0.00**	**0.00**	**100**	**100**	**100**	**100**	**100**	**0.00**	**100**	**100**	**100**	**100**	**100**	**100**	**100**	**100**	**100**	**100**
Population Percent																										
> 6:00	0.03	0.06	0.00	0.00	0.00	0.00	0.09	0.00	0.00	0.00	0.14	0.00	0.00	0.00	0.00	0.00	0.00	0.00	0.00	0.16	0.00	0.00	0.00	0.07	0.00	0.00
6:00-9:00	0.37	0.46	0.29	0.00	1.48	1.57	0.24	0.07	0.00	0.00	0.59	0.45	0.56	0.00	0.33	0.00	0.91	0.49	0.58	0.20	0.13	0.37	0.00	0.27	0.37	0.50
9:00-12:00	0.79	1.16	0.45	0.00	2.71	6.54	0.34	0.13	0.00	0.00	0.00	1.34	0.00	1.51	1.20	0.00	2.19	0.49	0.34	1.68	0.00	0.65	0.38	1.11	0.00	1.04
12:00-17:00	1.15	1.69	0.66	2.11	3.72	1.58	1.69	0.00	0.00	0.00	2.47	1.35	0.00	0.85	0.83	0.00	3.26	0.21	0.62	1.40	2.25	0.52	0.00	1.60	0.09	1.46
17:00-20:00	0.41	0.31	0.50	0.00	1.85	1.81	0.22	0.00	0.00	0.00	0.14	0.24	0.37	1.37	0.29	0.00	0.00	1.64	0.00	0.37	0.61	0.00	0.25	0.91	0.19	0.00
20:00-24:00	0.30	0.63	0.00	0.00	1.19	0.79	0.31	0.00	0.00	0.00	0.41	0.35	0.00	0.74	0.00	0.00	0.00	1.59	0.00	0.00	0.00	0.21	0.55	0.62	0.00	0.17
	3.05	**4.31**	**1.91**	**2.11**	**10.95**	**12.29**	**2.90**	**0.20**	**0.00**	**0.00**	**3.74**	**3.73**	**0.93**	**4.47**	**2.64**	**0.00**	**6.35**	**4.42**	**1.54**	**3.81**	**3.00**	**1.75**	**1.17**	**4.58**	**0.65**	**3.17**

Totals may not tally due to weighting and rounding off

4.3.R13: XFM [JAN-MAR 2013]

	Total	Gender		Age Groups							Districts						Weekdays							Months		
		Male	Female	12-14	15-24	25-29	30-49	50-64	65-79	80+	Southern Harbour	Northern Harbour	South Eastern	Western	Northern	Gozo and Comino	Mon	Tue	Wed	Thu	Fri	Sat	Sun	Jan	Feb	Mar
Station Counts																										
> 6:00	713	0	713	0	0	432	281	0	0	0	0	281	0	0	0	432	432	0	281	0	0	0	0	281	432	0
6:00-9:00	5,855	3,893	1,962	0	1,460	1,312	2,059	1,024	0	0	0	1,500	460	1,436	1,922	537	1,096	0	816	2,547	1,072	0	324	1,326	1,370	3,159
9:00-12:00	10,072	8,050	2,022	0	4,028	0	4,022	2,022	0	0	1,536	3,174	0	972	2,432	1,958	1,572	1,024	0	3,696	982	884	1,914	2,554	2,880	4,638
12:00-17:00	8,025	5,144	2,881	215	2,475	507	4,478	350	0	0	2,024	4,006	0	215	706	1,074	849	0	1,085	2,748	3,128	215	0	4,300	673	3,052
17:00-20:00	1,329	1,160	169	0	884	0	445	0	0	0	0	276	169	0	0	884	0	0	0	0	1,053	276	0	1,329	0	0
20:00-24:00	430	430	0	0	430	0	0	0	0	0	0	0	0	430	0	0	0	0	430	0	0	0	0	0	430	0
	26,424	**18,677**	**7,747**	**215**	**9,277**	**2,251**	**11,285**	**3,396**	**0**	**0**	**3,560**	**9,237**	**629**	**3,053**	**5,060**	**4,885**	**3,949**	**1,024**	**2,612**	**8,991**	**6,235**	**1,375**	**2,238**	**9,790**	**5,785**	**10,849**
Station Percentage																										
> 6:00	2.70	0.00	9.20	0.00	0.00	19.19	2.49	0.00	0.00	0.00	0.00	3.04	0.00	0.00	0.00	8.84	10.94	0.00	10.76	0.00	0.00	0.00	0.00	2.87	7.47	0.00
6:00-9:00	22.16	20.84	25.33	0.00	15.74	58.29	18.25	30.15	0.00	0.00	0.00	16.24	73.13	47.04	37.98	10.99	27.75	0.00	31.24	28.33	17.19	0.00	14.48	13.54	23.68	29.12
9:00-12:00	38.12	43.10	26.10	0.00	43.42	0.00	35.64	59.54	0.00	0.00	43.15	34.36	0.00	31.84	48.06	40.08	39.81	100.00	0.00	41.11	15.75	64.29	85.52	26.09	49.78	42.75
12:00-17:00	30.37	27.54	37.19	100.00	26.68	22.52	39.68	10.31	0.00	0.00	56.85	43.37	0.00	7.04	13.95	21.99	21.50	0.00	41.54	30.56	50.17	15.64	0.00	43.92	11.63	28.13
17:00-20:00	5.03	6.21	2.18	0.00	9.53	0.00	3.94	0.00	0.00	0.00	0.00	2.99	26.87	0.00	0.00	18.10	0.00	0.00	0.00	0.00	16.89	20.07	0.00	13.58	0.00	0.00
20:00-24:00	1.63	2.30	0.00	0.00	4.64	0.00	0.00	0.00	0.00	0.00	0.00	0.00	0.00	14.08	0.00	0.00	0.00	0.00	16.46	0.00	0.00	0.00	0.00	0.00	7.43	0.00
	100	**100**	**100**	**100**	**100**	**100**	**100**	**100**	**0.00**	**0.00**	**100**	**100**	**100**	**100**	**100**	**100**	**100**	**100**	**100**	**100**	**100**	**100**	**100**	**100**	**100**	**100**
Population Percent																										
> 6:00	0.08	0.00	0.15	0.00	0.00	1.30	0.10	0.00	0.00	0.00	0.00	0.11	0.00	0.00	0.00	0.70	0.47	0.00	0.17	0.00	0.00	0.00	0.00	0.08	0.18	0.00
6:00-9:00	0.65	0.91	0.42	0.00	1.09	3.95	0.75	0.37	0.00	0.00	0.00	0.60	0.37	0.99	1.46	0.87	1.19	0.00	0.50	1.55	0.76	0.00	0.34	0.37	0.57	1.04
9:00-12:00	1.12	1.87	0.43	0.00	3.00	0.00	1.47	0.73	0.00	0.00	0.81	1.27	0.00	0.67	1.85	3.18	1.70	0.84	0.00	2.26	0.70	0.71	2.01	0.72	1.20	1.52
12:00-17:00	0.89	1.20	0.61	2.11	1.84	1.53	1.63	0.13	0.00	0.00	1.07	1.61	0.00	0.15	0.54	1.75	0.92	0.00	0.66	1.68	2.23	0.17	0.00	1.21	0.28	1.00
17:00-20:00	0.15	0.27	0.04	0.00	0.66	0.00	0.16	0.00	0.00	0.00	0.00	0.11	0.14	0.00	0.00	1.44	0.00	0.00	0.00	0.00	0.75	0.22	0.00	0.37	0.00	0.00
20:00-24:00	0.05	0.10	0.00	0.00	0.32	0.00	0.00	0.00	0.00	0.00	0.00	0.00	0.00	0.30	0.00	0.00	0.00	0.00	0.26	0.00	0.00	0.00	0.00	0.00	0.18	0.00
	2.93	**4.35**	**1.64**	**2.11**	**6.91**	**6.78**	**4.11**	**1.23**	**0.00**	**0.00**	**1.88**	**3.71**	**0.50**	**2.10**	**3.85**	**7.94**	**4.28**	**0.84**	**1.59**	**5.49**	**4.44**	**1.11**	**2.35**	**2.75**	**2.40**	**3.56**

Totals may not tally due to weighting and rounding off

4.3.R14: BAY EASY (DAB) [JAN-MAR 2013]

	Total	Gender		Age Groups							Districts						Weekdays							Months		
		Male	Female	12-14	15-24	25-29	30-49	50-64	65-79	80+	Southern Harbour	Northern Harbour	South Eastern	Western	Northern	Gozo and Comino	Mon	Tue	Wed	Thu	Fri	Sat	Sun	Jan	Feb	Mar
Station Counts																										
> 6:00	0	0	0	0	0	0	0	0	0	0	0	0	0	0	0	0	0	0	0	0	0	0	0	0	0	0
6:00-9:00	0	0	0	0	0	0	0	0	0	0	0	0	0	0	0	0	0	0	0	0	0	0	0	0	0	0
9:00-12:00	0	0	0	0	0	0	0	0	0	0	0	0	0	0	0	0	0	0	0	0	0	0	0	0	0	0
12:00-17:00	788	788	0	0	0	0	0	0	788	0	0	0	0	0	0	788	0	0	0	0	788	0	0	0	788	0
17:00-20:00	0	0	0	0	0	0	0	0	0	0	0	0	0	0	0	0	0	0	0	0	0	0	0	0	0	0
20:00-24:00	0	0	0	0	0	0	0	0	0	0	0	0	0	0	0	0	0	0	0	0	0	0	0	0	0	0
	788	**788**	**0**	**0**	**0**	**0**	**0**	**0**	**788**	**0**	**0**	**0**	**0**	**0**	**0**	**788**	**0**	**0**	**0**	**0**	**788**	**0**	**0**	**0**	**788**	**0**
Station Percentage																										
> 6:00	0.00	0.00	0.00	0.00	0.00	0.00	0.00	0.00	0.00	0.00	0.00	0.00	0.00	0.00	0.00	0.00	0.00	0.00	0.00	0.00	0.00	0.00	0.00	0.00	0.00	0.00
6:00-9:00	0.00	0.00	0.00	0.00	0.00	0.00	0.00	0.00	0.00	0.00	0.00	0.00	0.00	0.00	0.00	0.00	0.00	0.00	0.00	0.00	0.00	0.00	0.00	0.00	0.00	0.00
9:00-12:00	0.00	0.00	0.00	0.00	0.00	0.00	0.00	0.00	0.00	0.00	0.00	0.00	0.00	0.00	0.00	0.00	0.00	0.00	0.00	0.00	0.00	0.00	0.00	0.00	0.00	0.00
12:00-17:00	100.00	100.00	0.00	0.00	0.00	0.00	0.00	0.00	100.00	0.00	0.00	0.00	0.00	0.00	0.00	100.00	0.00	0.00	0.00	0.00	100.00	0.00	0.00	0.00	100.00	0.00
17:00-20:00	0.00	0.00	0.00	0.00	0.00	0.00	0.00	0.00	0.00	0.00	0.00	0.00	0.00	0.00	0.00	0.00	0.00	0.00	0.00	0.00	0.00	0.00	0.00	0.00	0.00	0.00
20:00-24:00	0.00	0.00	0.00	0.00	0.00	0.00	0.00	0.00	0.00	0.00	0.00	0.00	0.00	0.00	0.00	0.00	0.00	0.00	0.00	0.00	0.00	0.00	0.00	0.00	0.00	0.00
	100	**100**	**0.00**	**0.00**	**0.00**	**0.00**	**0.00**	**0.00**	**100**	**0.00**	**0.00**	**0.00**	**0.00**	**0.00**	**0.00**	**100**	**0.00**	**0.00**	**0.00**	**0.00**	**100**	**0.00**	**0.00**	**0.00**	**100**	**0.00**
Population Percent																										
> 6:00	0.00	0.00	0.00	0.00	0.00	0.00	0.00	0.00	0.00	0.00	0.00	0.00	0.00	0.00	0.00	0.00	0.00	0.00	0.00	0.00	0.00	0.00	0.00	0.00	0.00	0.00
6:00-9:00	0.00	0.00	0.00	0.00	0.00	0.00	0.00	0.00	0.00	0.00	0.00	0.00	0.00	0.00	0.00	0.00	0.00	0.00	0.00	0.00	0.00	0.00	0.00	0.00	0.00	0.00
9:00-12:00	0.00	0.00	0.00	0.00	0.00	0.00	0.00	0.00	0.00	0.00	0.00	0.00	0.00	0.00	0.00	0.00	0.00	0.00	0.00	0.00	0.00	0.00	0.00	0.00	0.00	0.00
12:00-17:00	0.09	0.18	0.00	0.00	0.00	0.00	0.00	0.00	0.53	0.00	0.00	0.00	0.00	0.00	0.00	1.28	0.00	0.00	0.00	0.00	0.56	0.00	0.00	0.00	0.33	0.00
17:00-20:00	0.00	0.00	0.00	0.00	0.00	0.00	0.00	0.00	0.00	0.00	0.00	0.00	0.00	0.00	0.00	0.00	0.00	0.00	0.00	0.00	0.00	0.00	0.00	0.00	0.00	0.00
20:00-24:00	0.00	0.00	0.00	0.00	0.00	0.00	0.00	0.00	0.00	0.00	0.00	0.00	0.00	0.00	0.00	0.00	0.00	0.00	0.00	0.00	0.00	0.00	0.00	0.00	0.00	0.00
	0.09	**0.18**	**0.00**	**0.00**	**0.00**	**0.00**	**0.00**	**0.00**	**0.53**	**0.00**	**0.00**	**0.00**	**0.00**	**0.00**	**0.00**	**1.28**	**0.00**	**0.00**	**0.00**	**0.00**	**0.56**	**0.00**	**0.00**	**0.00**	**0.33**	**0.00**

Totals may not tally due to weighting and rounding off

T4.3.R15: BAY RETRO (DAB) [JAN-MAR 2013]

	Total	Gender		Age Groups							Districts						Weekdays							Months		
		Male	Female	12-14	15-24	25-29	30-49	50-64	65-79	80+	Southern Harbour	Northern Harbour	South Eastern	Western	Northern	Gozo and Comino	Mon	Tue	Wed	Thu	Fri	Sat	Sun	Jan	Feb	Mar
Station Counts																										
> 6:00																										
6:00-9:00																										
9:00-12:00																										
12:00-17:00																										
17:00-20:00																										
20:00-24:00																										
Station Percentage																										
> 6:00																										
6:00-9:00																										
9:00-12:00																										
12:00-17:00																										
17:00-20:00																										
20:00-24:00																										
Population Percent																										
> 6:00																										
6:00-9:00																										
9:00-12:00																										
12:00-17:00																										
17:00-20:00																										
20:00-24:00																										

Totals may not tally due to weighting and rounding off

T4.3.R16: ALL ROCK (DAB) [JAN-MAR 2013]

	Total	Gender		Age Groups							Districts						Weekdays							Months		
		Male	Female	12-14	15-24	25-29	30-49	50-64	65-79	80+	Southern Harbour	Northern Harbour	South Eastern	Western	Northern	Gozo and Comino	Mon	Tue	Wed	Thu	Fri	Sat	Sun	Oct	Nov	Dec
Station Counts																										
> 6:00	0	0	0	0	0	0	0	0	0	0	0	0	0	0	0	0	0	0	0	0	0	0	0	0	0	0
6:00-9:00	0	0	0	0	0	0	0	0	0	0	0	0	0	0	0	0	0	0	0	0	0	0	0	0	0	0
9:00-12:00	0	0	0	0	0	0	0	0	0	0	0	0	0	0	0	0	0	0	0	0	0	0	0	0	0	0
12:00-17:00	1,566	1,566	0	0	1,566	0	0	0	0	0	1,566	0	0	0	0	0	0	0	0	0	1,566	0	0	1,566	0	0
17:00-20:00	0	0	0	0	0	0	0	0	0	0	0	0	0	0	0	0	0	0	0	0	0	0	0	0	0	0
20:00-24:00	0	0	0	0	0	0	0	0	0	0	0	0	0	0	0	0	0	0	0	0	0	0	0	0	0	0
	1,566	**1,566**	**0**	**0**	**1,566**	**0**	**0**	**0**	**0**	**0**	**1,566**	**0**	**0**	**0**	**0**	**0**	**0**	**0**	**0**	**0**	**1,566**	**0**	**0**	**1,566**	**0**	**0**
Station Percentage																										
> 6:00	0.00	0.00	0.00	0.00	0.00	0.00	0.00	0.00	0.00	0.00	0.00	0.00	0.00	0.00	0.00	0.00	0.00	0.00	0.00	0.00	0.00	0.00	0.00	0.00	0.00	0.00
6:00-9:00	0.00	0.00	0.00	0.00	0.00	0.00	0.00	0.00	0.00	0.00	0.00	0.00	0.00	0.00	0.00	0.00	0.00	0.00	0.00	0.00	0.00	0.00	0.00	0.00	0.00	0.00
9:00-12:00	0.00	0.00	0.00	0.00	0.00	0.00	0.00	0.00	0.00	0.00	0.00	0.00	0.00	0.00	0.00	0.00	0.00	0.00	0.00	0.00	0.00	0.00	0.00	0.00	0.00	0.00
12:00-17:00	100.00	100.00	0.00	0.00	100.00	0.00	0.00	0.00	0.00	0.00	100.00	0.00	0.00	0.00	0.00	0.00	0.00	0.00	0.00	0.00	100.00	0.00	0.00	100.00	0.00	0.00
17:00-20:00	0.00	0.00	0.00	0.00	0.00	0.00	0.00	0.00	0.00	0.00	0.00	0.00	0.00	0.00	0.00	0.00	0.00	0.00	0.00	0.00	0.00	0.00	0.00	0.00	0.00	0.00
20:00-24:00	0.00	0.00	0.00	0.00	0.00	0.00	0.00	0.00	0.00	0.00	0.00	0.00	0.00	0.00	0.00	0.00	0.00	0.00	0.00	0.00	0.00	0.00	0.00	0.00	0.00	0.00
	100	**100**	**0.00**	**0.00**	**100**	**0.00**	**0.00**	**0.00**	**0.00**	**0.00**	**100**	**0.00**	**0.00**	**0.00**	**0.00**	**0.00**	**0.00**	**0.00**	**0.00**	**0.00**	**100**	**0.00**	**0.00**	**100**	**0.00**	**0.00**
Population Percent																										
> 6:00	0.00	0.00	0.00	0.00	0.00	0.00	0.00	0.00	0.00	0.00	0.00	0.00	0.00	0.00	0.00	0.00	0.00	0.00	0.00	0.00	0.00	0.00	0.00	0.00	0.00	0.00
6:00-9:00	0.00	0.00	0.00	0.00	0.00	0.00	0.00	0.00	0.00	0.00	0.00	0.00	0.00	0.00	0.00	0.00	0.00	0.00	0.00	0.00	0.00	0.00	0.00	0.00	0.00	0.00
9:00-12:00	0.00	0.00	0.00	0.00	0.00	0.00	0.00	0.00	0.00	0.00	0.00	0.00	0.00	0.00	0.00	0.00	0.00	0.00	0.00	0.00	0.00	0.00	0.00	0.00	0.00	0.00
12:00-17:00	0.17	0.36	0.00	0.00	1.17	0.00	0.00	0.00	0.00	0.00	0.83	0.00	0.00	0.00	0.00	0.00	0.00	0.00	0.00	0.00	1.12	0.00	0.00	0.44	0.00	0.00
17:00-20:00	0.00	0.00	0.00	0.00	0.00	0.00	0.00	0.00	0.00	0.00	0.00	0.00	0.00	0.00	0.00	0.00	0.00	0.00	0.00	0.00	0.00	0.00	0.00	0.00	0.00	0.00
20:00-24:00	0.00	0.00	0.00	0.00	0.00	0.00	0.00	0.00	0.00	0.00	0.00	0.00	0.00	0.00	0.00	0.00	0.00	0.00	0.00	0.00	0.00	0.00	0.00	0.00	0.00	0.00
	0.17	**0.36**	**0.00**	**0.00**	**1.17**	**0.00**	**0.00**	**0.00**	**0.00**	**0.00**	**0.83**	**0.00**	**0.00**	**0.00**	**0.00**	**0.00**	**0.00**	**0.00**	**0.00**	**0.00**	**1.12**	**0.00**	**0.00**	**0.44**	**0.00**	**0.00**

Totals may not tally due to weighting and rounding off

4.3.R17: ALL R&B (DAB) [JAN-MAR 2013]

	Total	Gender		Age Groups							Districts						Weekdays							Months		
		Male	Female	12-14	15-24	25-29	30-49	50-64	65-79	80+	Southern Harbour	Northern Harbour	South Eastern	Western	Northern	Gozo and Comino	Mon	Tue	Wed	Thu	Fri	Sat	Sun	Jan	Feb	Mar
Station Counts																										
> 6:00																										
6:00-9:00																										
9:00-12:00																										
12:00-17:00																										
17:00-20:00																										
20:00-24:00																										
Station Percentage																										
> 6:00																										
6:00-9:00																										
9:00-12:00																										
12:00-17:00																										
17:00-20:00																										
20:00-24:00																										
Population Percent																										
> 6:00																										
6:00-9:00																										
9:00-12:00																										
12:00-17:00																										
17:00-20:00																										
20:00-24:00																										

Totals may not tally due to weighting and rounding off

4.3.R18: KISS (DAB) [JAN-MAR 2013]

	Total	Gender		Age Groups							Districts						Weekdays							Months		
		Male	Female	12-14	15-24	25-29	30-49	50-64	65-79	80+	Southern Harbour	Northern Harbour	South Eastern	Western	Northern	Gozo and Comino	Mon	Tue	Wed	Thu	Fri	Sat	Sun	Jan	Feb	Mar
Station Counts																										
> 6:00	0	0	0	0	0	0	0	0	0	0	0	0	0	0	0	0	0	0	0	0	0	0	0	0	0	0
6:00-9:00	0	0	0	0	0	0	0	0	0	0	0	0	0	0	0	0	0	0	0	0	0	0	0	0	0	0
9:00-12:00	604	0	604	0	0	0	0	0	604	0	0	0	604	0	0	0	0	0	0	0	0	0	604	0	604	0
12:00-17:00	0	0	0	0	0	0	0	0	0	0	0	0	0	0	0	0	0	0	0	0	0	0	0	0	0	0
17:00-20:00	0	0	0	0	0	0	0	0	0	0	0	0	0	0	0	0	0	0	0	0	0	0	0	0	0	0
20:00-24:00	0	0	0	0	0	0	0	0	0	0	0	0	0	0	0	0	0	0	0	0	0	0	0	0	0	0
	604	**0**	**604**	**0**	**0**	**0**	**0**	**0**	**604**	**0**	**0**	**0**	**604**	**0**	**0**	**0**	**0**	**0**	**0**	**0**	**0**	**0**	**604**	**0**	**604**	**0**
Station Percentage																										
> 6:00	0.00	0.00	0.00	0.00	0.00	0.00	0.00	0.00	0.00	0.00	0.00	0.00	0.00	0.00	0.00	0.00	0.00	0.00	0.00	0.00	0.00	0.00	0.00	0.00	0.00	0.00
6:00-9:00	0.00	0.00	0.00	0.00	0.00	0.00	0.00	0.00	0.00	0.00	0.00	0.00	0.00	0.00	0.00	0.00	0.00	0.00	0.00	0.00	0.00	0.00	0.00	0.00	0.00	0.00
9:00-12:00	100.00	0.00	100.00	0.00	0.00	0.00	0.00	0.00	100.00	0.00	0.00	0.00	100.00	0.00	0.00	0.00	0.00	0.00	0.00	0.00	0.00	0.00	100.00	0.00	100.00	0.00
12:00-17:00	0.00	0.00	0.00	0.00	0.00	0.00	0.00	0.00	0.00	0.00	0.00	0.00	0.00	0.00	0.00	0.00	0.00	0.00	0.00	0.00	0.00	0.00	0.00	0.00	0.00	0.00
17:00-20:00	0.00	0.00	0.00	0.00	0.00	0.00	0.00	0.00	0.00	0.00	0.00	0.00	0.00	0.00	0.00	0.00	0.00	0.00	0.00	0.00	0.00	0.00	0.00	0.00	0.00	0.00
20:00-24:00	0.00	0.00	0.00	0.00	0.00	0.00	0.00	0.00	0.00	0.00	0.00	0.00	0.00	0.00	0.00	0.00	0.00	0.00	0.00	0.00	0.00	0.00	0.00	0.00	0.00	0.00
	100	**0.00**	**100**	**0.00**	**0.00**	**0.00**	**0.00**	**0.00**	**100**	**0.00**	**0.00**	**0.00**	**100**	**0.00**	**0.00**	**0.00**	**0.00**	**0.00**	**0.00**	**0.00**	**0.00**	**0.00**	**100**	**0.00**	**100**	**0.00**
Population Percent																										
> 6:00	0.00	0.00	0.00	0.00	0.00	0.00	0.00	0.00	0.00	0.00	0.00	0.00	0.00	0.00	0.00	0.00	0.00	0.00	0.00	0.00	0.00	0.00	0.00	0.00	0.00	0.00
6:00-9:00	0.00	0.00	0.00	0.00	0.00	0.00	0.00	0.00	0.00	0.00	0.00	0.00	0.00	0.00	0.00	0.00	0.00	0.00	0.00	0.00	0.00	0.00	0.00	0.00	0.00	0.00
9:00-12:00	0.07	0.00	0.13	0.00	0.00	0.00	0.00	0.00	0.40	0.00	0.00	0.00	0.48	0.00	0.00	0.00	0.00	0.00	0.00	0.00	0.00	0.00	0.63	0.00	0.25	0.00
12:00-17:00	0.00	0.00	0.00	0.00	0.00	0.00	0.00	0.00	0.00	0.00	0.00	0.00	0.00	0.00	0.00	0.00	0.00	0.00	0.00	0.00	0.00	0.00	0.00	0.00	0.00	0.00
17:00-20:00	0.00	0.00	0.00	0.00	0.00	0.00	0.00	0.00	0.00	0.00	0.00	0.00	0.00	0.00	0.00	0.00	0.00	0.00	0.00	0.00	0.00	0.00	0.00	0.00	0.00	0.00
20:00-24:00	0.00	0.00	0.00	0.00	0.00	0.00	0.00	0.00	0.00	0.00	0.00	0.00	0.00	0.00	0.00	0.00	0.00	0.00	0.00	0.00	0.00	0.00	0.00	0.00	0.00	0.00
	0.07	**0.00**	**0.13**	**0.00**	**0.00**	**0.00**	**0.00**	**0.00**	**0.40**	**0.00**	**0.00**	**0.00**	**0.48**	**0.00**	**0.00**	**0.00**	**0.00**	**0.00**	**0.00**	**0.00**	**0.00**	**0.00**	**0.63**	**0.00**	**0.25**	**0.00**

Totals may not tally due to weighting and rounding off

4.3.R19: COMMUNITY RADIO STATIONS [JAN-MAR 2013]

	Total	Gender		Age Groups							Districts						Weekdays							Months		
		Male	Female	12-14	15-24	25-29	30-49	50-64	65-79	80+	Southern Harbour	Northern Harbour	South Eastern	Western	Northern	Gozo and Comino	Mon	Tue	Wed	Thu	Fri	Sat	Sun	Jan	Feb	Mar
Station Counts																										
> 6:00	0	0	0	0	0	0	0	0	0	0	0	0	0	0	0	0	0	0	0	0	0	0	0	0	0	0
6:00-9:00	2,922	2,092	830	0	0	0	2,080	698	144	0	326	372	0	360	1,720	144	144	430	0	0	0	1,662	686	2,046	372	504
9:00-12:00	7,859	2,406	5,453	0	0	0	1,571	4,374	1,914	0	978	3,497	906	324	1,290	864	1,914	1,050	324	0	281	2,406	1,884	4,548	2,447	864
12:00-17:00	2,178	2,034	144	0	0	0	1,290	888	0	0	0	744	0	0	1,290	144	0	0	144	0	0	2,034	0	1,434	744	0
17:00-20:00	372	372	0	0	0	0	0	0	372	0	0	372	0	0	0	0	0	0	0	372	0	0	0	0	372	0
20:00-24:00	0	0	0	0	0	0	0	0	0	0	0	0	0	0	0	0	0	0	0	0	0	0	0	0	0	0
	13,331	**6,904**	**6,427**	**0**	**0**	**0**	**4,941**	**5,960**	**2,430**	**0**	**1,304**	**4,985**	**906**	**684**	**4,300**	**1,152**	**2,058**	**1,480**	**468**	**372**	**281**	**6,102**	**2,570**	**8,028**	**3,935**	**1,368**
Station Percentage																										
> 6:00	0.00	0.00	0.00	0.00	0.00	0.00	0.00	0.00	0.00	0.00	0.00	0.00	0.00	0.00	0.00	0.00	0.00	0.00	0.00	0.00	0.00	0.00	0.00	0.00	0.00	0.00
6:00-9:00	21.92	30.30	12.91	0.00	0.00	0.00	42.10	11.71	5.93	0.00	25.00	7.46	0.00	52.63	40.00	12.50	7.00	29.05	0.00	0.00	0.00	27.24	26.69	25.49	9.45	36.84
9:00-12:00	58.95	34.85	84.85	0.00	0.00	0.00	31.80	73.39	78.77	0.00	75.00	70.15	100.00	47.37	30.00	75.00	93.00	70.95	69.23	0.00	100.00	39.43	73.31	56.65	62.19	63.16
12:00-17:00	16.34	29.46	2.24	0.00	0.00	0.00	26.11	14.90	0.00	0.00	0.00	14.92	0.00	0.00	30.00	12.50	0.00	0.00	30.77	0.00	0.00	33.33	0.00	17.86	18.91	0.00
17:00-20:00	2.79	5.39	0.00	0.00	0.00	0.00	0.00	0.00	15.31	0.00	0.00	7.46	0.00	0.00	0.00	0.00	0.00	0.00	0.00	100.00	0.00	0.00	0.00	0.00	9.45	0.00
20:00-24:00	0.00	0.00	0.00	0.00	0.00	0.00	0.00	0.00	0.00	0.00	0.00	0.00	0.00	0.00	0.00	0.00	0.00	0.00	0.00	0.00	0.00	0.00	0.00	0.00	0.00	0.00
	100	**100**	**100**	**0.00**	**0.00**	**0.00**	**100**	**100**	**100**	**100**	**100**	**100**	**100**	**100**	**0.00**	**100**	**100**	**100**	**0.00**	**100**	**0.00**	**100**	**100**	**100**	**100**	**100**
Population Percent																										
> 6:00	0.00	0.00	0.00	0.00	0.00	0.00	0.00	0.00	0.00	0.00	0.00	0.00	0.00	0.00	0.00	0.00	0.00	0.00	0.00	0.00	0.00	0.00	0.00	0.00	0.00	0.00
6:00-9:00	0.32	0.49	0.18	0.00	0.00	0.00	0.76	0.25	0.10	0.00	0.17	0.15	0.00	0.25	1.31	0.23	0.16	0.35	0.00	0.00	0.00	1.34	0.72	0.57	0.15	0.17
9:00-12:00	0.87	0.56	1.16	0.00	0.00	0.00	0.57	1.58	1.28	0.00	0.52	1.40	0.73	0.22	0.98	1.40	2.07	0.86	0.20	0.00	0.20	1.94	1.98	1.28	1.02	0.28
12:00-17:00	0.24	0.47	0.03	0.00	0.00	0.00	0.47	0.32	0.00	0.00	0.00	0.30	0.00	0.00	0.98	0.23	0.00	0.00	0.09	0.00	0.00	1.64	0.00	0.40	0.31	0.00
17:00-20:00	0.04	0.09	0.00	0.00	0.00	0.00	0.00	0.00	0.25	0.00	0.00	0.15	0.00	0.00	0.00	0.00	0.00	0.00	0.00	0.23	0.00	0.00	0.00	0.00	0.15	0.00
20:00-24:00	0.00	0.00	0.00	0.00	0.00	0.00	0.00	0.00	0.00	0.00	0.00	0.00	0.00	0.00	0.00	0.00	0.00	0.00	0.00	0.00	0.00	0.00	0.00	0.00	0.00	0.00
	1.48	**1.61**	**1.36**	**0.00**	**0.00**	**0.00**	**1.80**	**2.16**	**1.62**	**0.00**	**0.69**	**2.00**	**0.73**	**0.47**	**3.27**	**1.87**	**2.23**	**1.22**	**0.29**	**0.23**	**0.20**	**4.91**	**2.69**	**2.25**	**1.64**	**0.45**

Totals may not tally due to weighting and rounding off

4.3.R20: FOREIGN/OTHER RADIO STATIONS [JAN-MAR 2013]

	Total	Gender		Age Groups							Districts						Weekdays							Months		
		Male	Female	12-14	15-24	25-29	30-49	50-64	65-79	80+	Southern Harbour	Northern Harbour	South Eastern	Western	Northern	Gozo and Comino	Mon	Tue	Wed	Thu	Fri	Sat	Sun	Jan	Feb	Mar
Station Counts																										
> 6:00	0	0	0	0	0	0	0	0	0	0	0	0	0	0	0	0	0	0	0	0	0	0	0	0	0	0
6:00-9:00	0	0	0	0	0	0	0	0	0	0	0	0	0	0	0	0	0	0	0	0	0	0	0	0	0	0
9:00-12:00	0	0	0	0	0	0	0	0	0	0	0	0	0	0	0	0	0	0	0	0	0	0	0	0	0	0
12:00-17:00	3,866	2,176	1,690	0	0	0	2,176	1,690	0	0	0	0	0	2,176	1,690	0	0	0	3,866	0	0	0	0	0	2,176	1,690
17:00-20:00	978	0	978	0	0	0	0	978	0	0	0	0	302	0	676	0	0	0	676	0	0	0	302	0	0	978
20:00-24:00	1,162	558	604	0	0	0	0	1,162	0	0	0	558	604	0	0	0	0	0	0	0	0	0	1,162	0	558	604
	6,006	**2,734**	**3,272**	**0**	**0**	**0**	**2,176**	**3,830**	**0**	**0**	**0**	**558**	**906**	**2,176**	**2,366**	**0**	**0**	**0**	**4,542**	**0**	**0**	**0**	**1,464**	**0**	**2,734**	**3,272**
Station Percentage																										
> 6:00	0.00	0.00	0.00	0.00	0.00	0.00	0.00	0.00	0.00	0.00	0.00	0.00	0.00	0.00	0.00	0.00	0.00	0.00	0.00	0.00	0.00	0.00	0.00	0.00	0.00	0.00
6:00-9:00	0.00	0.00	0.00	0.00	0.00	0.00	0.00	0.00	0.00	0.00	0.00	0.00	0.00	0.00	0.00	0.00	0.00	0.00	0.00	0.00	0.00	0.00	0.00	0.00	0.00	0.00
9:00-12:00	0.00	0.00	0.00	0.00	0.00	0.00	0.00	0.00	0.00	0.00	0.00	0.00	0.00	0.00	0.00	0.00	0.00	0.00	0.00	0.00	0.00	0.00	0.00	0.00	0.00	0.00
12:00-17:00	64.37	79.59	51.65	0.00	0.00	0.00	100.00	44.13	0.00	0.00	0.00	0.00	0.00	100.00	71.43	0.00	0.00	0.00	85.12	0.00	0.00	0.00	0.00	0.00	79.59	51.65
17:00-20:00	16.28	0.00	29.89	0.00	0.00	0.00	0.00	25.54	0.00	0.00	0.00	0.00	33.33	0.00	28.57	0.00	0.00	0.00	14.88	0.00	0.00	0.00	20.63	0.00	0.00	29.89
20:00-24:00	19.35	20.41	18.46	0.00	0.00	0.00	0.00	30.34	0.00	0.00	0.00	100.00	66.67	0.00	0.00	0.00	0.00	0.00	0.00	0.00	0.00	0.00	79.37	0.00	20.41	18.46
	100	**100**	**100**	**0.00**	**0.00**	**0.00**	**100**	**100**	**0.00**	**0.00**	**0.00**	**100**	**0.0**	**100**	**100**	**0.00**	**0.00**	**0.00**	**100**	**0.00**	**0.00**	**0.00**	**100**	**0.00**	**100**	**100**
Population Percent																										
> 6:00	0.00	0.00	0.00	0.00	0.00	0.00	0.00	0.00	0.00	0.00	0.00	0.00	0.00	0.00	0.00	0.00	0.00	0.00	0.00	0.00	0.00	0.00	0.00	0.00	0.00	0.00
6:00-9:00	0.00	0.00	0.00	0.00	0.00	0.00	0.00	0.00	0.00	0.00	0.00	0.00	0.00	0.00	0.00	0.00	0.00	0.00	0.00	0.00	0.00	0.00	0.00	0.00	0.00	0.00
9:00-12:00	0.00	0.00	0.00	0.00	0.00	0.00	0.00	0.00	0.00	0.00	0.00	0.00	0.00	0.00	0.00	0.00	0.00	0.00	0.00	0.00	0.00	0.00	0.00	0.00	0.00	0.00
12:00-17:00	0.43	0.51	0.36	0.00	0.00	0.00	0.79	0.61	0.00	0.00	0.00	0.00	0.00	1.50	1.29	0.00	0.00	0.00	2.36	0.00	0.00	0.00	0.00	0.00	0.90	0.55
17:00-20:00	0.11	0.00	0.21	0.00	0.00	0.00	0.00	0.35	0.00	0.00	0.00	0.00	0.24	0.00	0.51	0.00	0.00	0.00	0.41	0.00	0.00	0.00	0.32	0.00	0.00	0.32
20:00-24:00	0.13	0.13	0.13	0.00	0.00	0.00	0.00	0.42	0.00	0.00	0.00	0.22	0.48	0.00	0.00	0.00	0.00	0.00	0.00	0.00	0.00	0.00	1.22	0.00	0.23	0.20
	0.67	**0.64**	**0.69**	**0.00**	**0.00**	**0.00**	**0.79**	**1.39**	**0.00**	**0.00**	**0.00**	**0.22**	**0.73**	**1.50**	**1.80**	**0.00**	**0.00**	**0.00**	**2.77**	**0.00**	**0.00**	**0.00**	**1.54**	**0.00**	**1.14**	**1.07**

Totals may not tally due to weighting and rounding off

5. Radio Reception Platforms

From October 2012 respondends were no longer asked what type of reception platform they have at home irrespective of whether they were avid media consumers or not. For each radio station listened to respondents were asked on which platform they had listened to each particular station choosing from "FM", "Digital", "Other System", or "Do not have a radio-set at home". For this period of January-March 2013, out of all radio listeners 83.37% stated that they had used the FM platform; 3.41% of all stations listened to were on the DAB+ platform; while 13.21% of all radio stations listened to were on "Other" systems.

Oct/Dec 2012				Jan/Mar 2013			
	n	%	Pops		n	%	Pops
FM	720	88.40	145,806	FM	737	83.37	149,148
DAB	15	1.84	3,032	DAB	30	3.41	6,107
Other	80	9.76	16,103	Other	117	13.21	23,639
	815	**100.0**	**164,941**		**884**	**100.00**	**178,894**

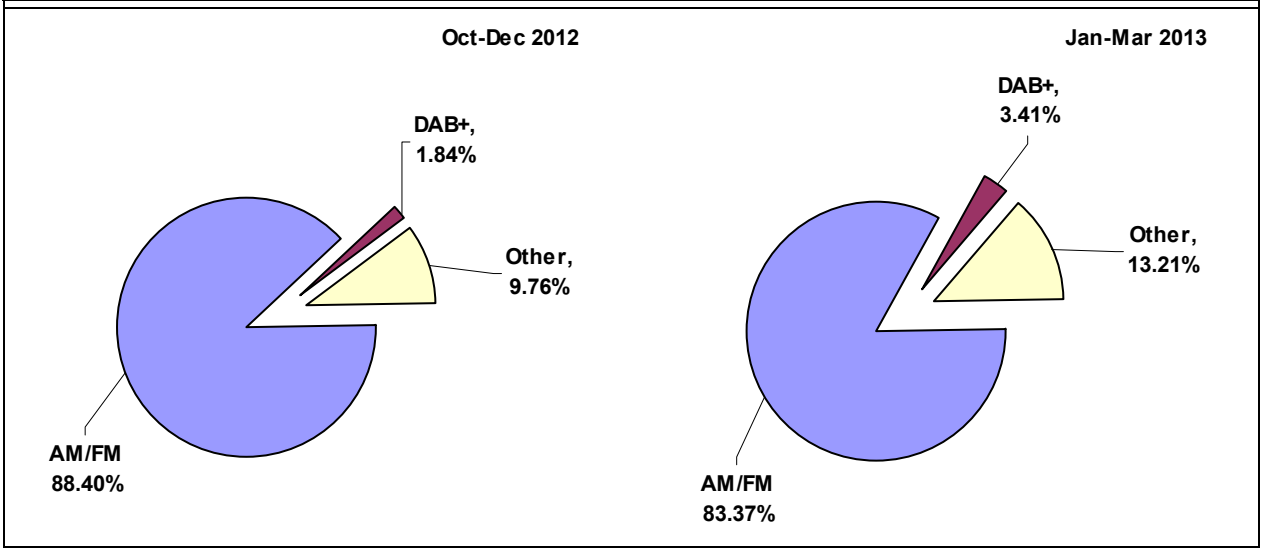

TABLE 5.1.A: SAMPLE RADIO RECEPTION SYSTEMS BY GENDER, BY AGE GROUPS AND BY DISTRICTS [JAN-MAR 2013]

	Gender			Age Groups							District					
Yes	Total	Male	Female	12-14	15-24	25-29	30-49	50-64	65-79	80+	Southern Harbour	Northern Harbour	South Eastern	Western	Northern	Gozo and Comino
Availability of AM/FM Radio system at home																
Count	737	339	398	19	83	30	185	245	140	35	139	193	107	112	126	60
Col%	39.0%	38.3%	39.6%	24.7%	32.4%	37.0%	36.0%	45.1%	41.8%	41.7%	39.2%	37.9%	35.7%	40.1%	43.6%	38.0%
Row%	100.0%	46.0%	54.0%	2.6%	11.3%	4.1%	25.1%	33.2%	19.0%	4.7%	18.9%	26.2%	14.5%	15.2%	17.1%	8.1%
Availability of DAB+ Radio system at home																
Count	29	14	15	1	6	1	8	9	4	0	3	8	5	6	4	3
Col%	1.5%	1.6%	1.5%	1.3%	2.3%	1.2%	1.6%	1.7%	1.2%	0.0%	.8%	1.6%	1.7%	2.2%	1.4%	1.9%
Row%	100.0%	48.3%	51.7%	3.4%	20.7%	3.4%	27.6%	31.0%	13.8%	0.0%	10.3%	27.6%	17.2%	20.7%	13.8%	10.3%
Availability of Other Radio system/s at home																
Count	100	58	42	4	37	6	38	14	1	0	20	25	16	22	11	6
Col%	5.3%	6.5%	4.2%	5.2%	14.5%	7.4%	7.4%	2.6%	.3%	0.0%	5.6%	4.9%	5.3%	7.9%	3.8%	3.8%
Row%	100.0%	58.0%	42.0%	4.0%	37.0%	6.0%	38.0%	14.0%	1.0%	0.0%	20.0%	25.0%	16.0%	22.0%	11.0%	6.0%
No Radio available at home																
Count	23	8	15	0	1	0	8	6	5	3	5	4	3	5	6	0
Col%	1.2%	.9%	1.5%	0.0%	.4%	0.0%	1.6%	1.1%	1.5%	3.6%	1.4%	.8%	1.0%	1.8%	2.1%	0.0%
Row%	100.0%	34.8%	65.2%	0.0%	4.3%	0.0%	34.8%	26.1%	21.7%	13.0%	21.7%	17.4%	13.0%	21.7%	26.1%	0.0%
Total Sample																
Count	1890	886	1004	77	256	81	514	543	335	84	355	509	300	279	289	158
Col%	100.0%	100.0%	100.0%	100.0%	100.0%	100.0%	100.0%	100.0%	100.0%	100.0%	100.0%	100.0%	100.0%	100.0%	100.0%	100.0%
Row%	100.0%	46.9%	53.1%	4.1%	13.5%	4.3%	27.2%	28.7%	17.7%	4.4%	18.8%	26.9%	15.9%	14.8%	15.3%	8.4%

Totals may not tally due to weighting and rounding off

TABLE 5.1.B: WEIGHTED SAMPLE RADIO RECEPTION SYSTEMS BY GENDER, BY AGE GROUPS AND BY DISTRICTS [JAN-MAR 2013]

	Gender			Age Groups							District					
Yes	Total	Male	Female	12-14	15-24	25-29	30-49	50-64	65-79	80+	Southern Harbour	Northern Harbour	South Eastern	Western	Northern	Gozo and Comino
Availability of AM/FM Radio system at home																
Count	737	366	371	22	104	39	213	207	121	31	145	211	98	112	119	52
Col%	38.0%	38.0%	38.0%	22.9%	31.8%	37.3%	36.4%	44.6%	41.9%	42.2%	37.6%	36.5%	35.0%	40.1%	43.6%	36.3%
Row%	100.0%	49.7%	50.3%	3.0%	14.1%	5.3%	28.8%	28.1%	16.4%	4.1%	19.7%	28.7%	13.3%	15.1%	16.1%	7.0%
Availability of DAB+ Radio system at home																
Count	30	15	15	1	8	1	9	8	3	0	3	10	4	6	4	3
Col%	1.6%	1.6%	1.6%	.9%	2.5%	1.2%	1.5%	1.7%	1.2%	0.0%	.8%	1.8%	1.6%	2.1%	1.3%	2.1%
Row%	100.0%	49.7%	50.3%	3.0%	26.9%	4.3%	28.8%	25.6%	11.5%	0.0%	9.6%	34.1%	14.5%	19.8%	12.0%	10.0%
Availability of Other Radio system/s at home																
Count	117	69	48	5	48	7	44	12	1	0	25	34	16	25	11	6
Col%	6.0%	7.2%	4.9%	5.3%	14.6%	6.4%	7.6%	2.6%	.3%	0.0%	6.6%	5.8%	5.6%	9.0%	4.0%	4.2%
Row%	100.0%	59.1%	40.9%	4.4%	40.7%	5.7%	38.1%	10.3%	.8%	0.0%	21.7%	28.8%	13.6%	21.5%	9.3%	5.1%
No Radio available at home																
Count	22	9	13	0	1	0	9	5	4	3	5	4	3	5	5	0
Col%	1.1%	.9%	1.3%	0.0%	.4%	0.0%	1.5%	1.1%	1.4%	3.5%	1.2%	.7%	1.0%	1.9%	1.9%	0.0%
Row%	100.0%	40.1%	59.9%	0.0%	5.5%	0.0%	40.9%	23.1%	18.9%	11.6%	21.4%	18.4%	12.3%	24.0%	23.9%	0.0%
Total Population																
Count	1940	964	975	98	326	105	585	465	289	72	386	579	281	278	272	143
Col%	100.0%	100.0%	100.0%	100.0%	100.0%	100.0%	100.0%	100.0%	100.0%	100.0%	100.0%	100.0%	100.0%	100.0%	100.0%	100.0%
Row%	100.0%	49.7%	50.3%	5.0%	16.8%	5.4%	30.1%	24.0%	14.9%	3.7%	19.9%	29.9%	14.5%	14.3%	14.0%	7.3%

Totals may not tally due to weighting and rounding off

TABLE 5.1.C: POPULATION RADIO RECEPTION SYSTEMS BY GENDER, BY AGE GROUPS AND BY DISTRICTS [JAN-MAR 2013]

	Gender			Age Groups							District					
Yes	Total	Male	Female	12-14	15-24	25-29	30-49	50-64	65-79	80+	Southern Harbour	Northern Harbour	South Eastern	Western	Northern	Gozo and Comino
Availability of AM/FM Radio system at home																
Count	149,148	74,093	75,055	4,525	20,967	7,956	43,023	41,978	24,512	6,187	29,404	42,793	19,900	22,576	23,996	10,479
Col%	38.0%	38.0%	38.0%	22.9%	31.8%	37.3%	36.4%	44.6%	41.9%	42.2%	37.6%	36.5%	35.0%	40.1%	43.6%	36.3%
Row%	100.0%	49.7%	50.3%	3.0%	14.1%	5.3%	28.8%	28.1%	16.4%	4.1%	19.7%	28.7%	13.3%	15.1%	16.1%	7.0%
Availability of DAB+ Radio system at home																
Count	6,107	3,035	3,072	182	1,641	261	1,758	1,565	700	0	587	2,085	883	1,209	735	608
Col%	1.6%	1.6%	1.6%	.9%	2.5%	1.2%	1.5%	1.7%	1.2%	0.0%	.8%	1.8%	1.6%	2.1%	1.3%	2.1%
Row%	100.0%	49.7%	50.3%	3.0%	26.9%	4.3%	28.8%	25.6%	11.5%	0.0%	9.6%	34.1%	14.5%	19.8%	12.0%	10.0%
Availability of Other Radio system/s at home																
Count	23,639	13,972	9,667	1,042	9,621	1,359	8,998	2,437	182	0	5,129	6,802	3,207	5,091	2,198	1,212
Col%	6.0%	7.2%	4.9%	5.3%	14.6%	6.4%	7.6%	2.6%	.3%	0.0%	6.6%	5.8%	5.6%	9.0%	4.0%	4.2%
Row%	100.0%	59.1%	40.9%	4.4%	40.7%	5.7%	38.1%	10.3%	.8%	0.0%	21.7%	28.8%	13.6%	21.5%	9.3%	5.1%
No Radio available at home																
Count	4,440	1,782	2,658	0	245	0	1,817	1,024	839	515	950	817	547	1,066	1,060	0
Col%	1.1%	.9%	1.3%	0.0%	.4%	0.0%	1.5%	1.1%	1.4%	3.5%	1.2%	.7%	1.0%	1.9%	1.9%	0.0%
Row%	100.0%	40.1%	59.9%	0.0%	5.5%	0.0%	40.9%	23.1%	18.9%	11.6%	21.4%	18.4%	12.3%	24.0%	23.9%	0.0%
Total Population																
Count	392,538	195,148	197,390	19,735	66,005	21,326	118,295	94,022	58,503	14,652	78,144	117,255	56,929	56,291	55,069	28,850
Col%	100.0%	100.0%	100.0%	100.0%	100.0%	100.0%	100.0%	100.0%	100.0%	100.0%	100.0%	100.0%	100.0%	100.0%	100.0%	100.0%
Row%	100.0%	49.7%	50.3%	5.0%	16.8%	5.4%	30.1%	24.0%	14.9%	3.7%	19.9%	29.9%	14.5%	14.3%	14.0%	7.3%

Totals may not tally due to weighting and rounding off

TABLE 5.2: RADIO RECEPTION SYSTEMS BY PLATFORM [JAN-MAR 2013]

	FM Radio			DAB+ Radio			Other Radio system/s		
Oct-Dec 2012	**%[W]**	**n[W]**	**N**	**%[W]**	**n[W]**	**N**	**%[W]**	**n[W]**	**N**
ALL Replies	38.00%	737	149,148	1.56%	30	6,107	6.02%	117	23,639
Only	37.80%	733	148,371	1.43%	28	5,602	5.95%	115	23,367
AM/FM Radio & …				0.13%	2	505	0.07%	1	272
Digital Radio & …	0.13%	2	505				0.00%	0	0
Other Radio & …	0.07%	1	272	0.00%	0	0			
	38.00%	737	149,148	1.56%	30	6,107	6.02%	117	23,639
More than 2 systems including …	0.00%	0	0	0.00%	0	0	0.00%	0	0
Total	*100%*	*1940*	*392,538*	*100%*	*1940*	*392,538*	*100%*	*1940*	*392,538*

TABLE 5.3.A: SAMPLE RADIO SYSTEMS INSTALLED AT HOME: BY GENDER, BY AGE GROUPS, AND BY DISTRICTS [JAN-MAR 2013]

		GENDER		AGE GROUPS							DISTRICT					
	TOTAL	MALE	FEMALE	12-14	15-24	25-29	30-49	50-64	65-79	80+	SOUTHERN HARBOUR	NORTHERN HARBOUR	SOUTH EASTERN	WESTERN	NORTHERN	GOZO AND COMINO
Availability of AM/FM Radio system at home																
Not Applicable	1,027	476	551	53	131	44	285	275	190	49	193	284	172	141	148	89
	54.3%	53.7%	54.9%	68.8%	51.2%	54.3%	55.4%	50.6%	56.7%	58.3%	54.4%	55.8%	57.3%	50.5%	51.2%	56.3%
	100.0%	46.3%	53.7%	5.2%	12.8%	4.3%	27.8%	26.8%	18.5%	4.8%	18.8%	27.7%	16.7%	13.7%	14.4%	8.7%
Yes	737	339	398	19	83	30	185	245	140	35	139	193	107	112	126	60
	39.0%	38.3%	39.6%	24.7%	32.4%	37.0%	36.0%	45.1%	41.8%	41.7%	39.2%	37.9%	35.7%	40.1%	43.6%	38.0%
	100.0%	46.0%	54.0%	2.6%	11.3%	4.1%	25.1%	33.2%	19.0%	4.7%	18.9%	26.2%	14.5%	15.2%	17.1%	8.1%
No	126	71	55	5	42	7	44	23	5	0	23	32	21	26	15	9
	6.7%	8.0%	5.5%	6.5%	16.4%	8.6%	8.6%	4.2%	1.5%	0.0%	6.5%	6.3%	7.0%	9.3%	5.2%	5.7%
	100.0%	56.3%	43.7%	4.0%	33.3%	5.6%	34.9%	18.3%	4.0%	0.0%	18.3%	25.4%	16.7%	20.6%	11.9%	7.1%
Total	1,890	886	1,004	77	256	81	514	543	335	84	355	509	300	279	289	158
	100.0%	100.0%	100.0%	100.0%	100.0%	100.0%	100.0%	100.0%	100.0%	100.0%	100.0%	100.0%	100.0%	100.0%	100.0%	100.0%
	100.0%	46.9%	53.1%	4.1%	13.5%	4.3%	27.2%	28.7%	17.7%	4.4%	18.8%	26.9%	15.9%	14.8%	15.3%	8.4%
Availability of DAB+ system at home																
Not Applicable	1,027	476	551	53	131	44	285	275	190	49	193	284	172	141	148	89
	54.3%	53.7%	54.9%	68.8%	51.2%	54.3%	55.4%	50.6%	56.7%	58.3%	54.4%	55.8%	57.3%	50.5%	51.2%	56.3%
	100.0%	46.3%	53.7%	5.2%	12.8%	4.3%	27.8%	26.8%	18.5%	4.8%	18.8%	27.7%	16.7%	13.7%	14.4%	8.7%
Yes	29	14	15	1	6	1	8	9	4	0	3	8	5	6	4	3
	1.5%	1.6%	1.5%	1.3%	2.3%	1.2%	1.6%	1.7%	1.2%	0.0%	.8%	1.6%	1.7%	2.2%	1.4%	1.9%
	100.0%	48.3%	51.7%	3.4%	20.7%	3.4%	27.6%	31.0%	13.8%	0.0%	10.3%	27.6%	17.2%	20.7%	13.8%	10.3%
No	834	396	438	23	119	36	221	259	141	35	159	217	123	132	137	66
	44.1%	44.7%	43.6%	29.9%	46.5%	44.4%	43.0%	47.7%	42.1%	41.7%	44.8%	42.6%	41.0%	47.3%	47.4%	41.8%
	100.0%	47.5%	52.5%	2.8%	14.3%	4.3%	26.5%	31.1%	16.9%	4.2%	19.1%	26.0%	14.7%	15.8%	16.4%	7.9%
Total	1,890	886	1,004	77	256	81	514	543	335	84	355	509	300	279	289	158
	100.0%	100.0%	100.0%	100.0%	100.0%	100.0%	100.0%	100.0%	100.0%	100.0%	100.0%	100.0%	100.0%	100.0%	100.0%	100.0%
	100.0%	46.9%	53.1%	4.1%	13.5%	4.3%	27.2%	28.7%	17.7%	4.4%	18.8%	26.9%	15.9%	14.8%	15.3%	8.4%
Availability of Other Radio system/s at home																
Not Applicable	1,027	476	551	53	131	44	285	275	190	49	193	284	172	141	148	89
	54.3%	53.7%	54.9%	68.8%	51.2%	54.3%	55.4%	50.6%	56.7%	58.3%	54.4%	55.8%	57.3%	50.5%	51.2%	56.3%
	100.0%	46.3%	53.7%	5.2%	12.8%	4.3%	27.8%	26.8%	18.5%	4.8%	18.8%	27.7%	16.7%	13.7%	14.4%	8.7%
Yes	100	58	42	4	37	6	38	14	1	0	20	25	16	22	11	6
	5.3%	6.5%	4.2%	5.2%	14.5%	7.4%	7.4%	2.6%	.3%	0.0%	5.6%	4.9%	5.3%	7.9%	3.8%	3.8%
	100.0%	58.0%	42.0%	4.0%	37.0%	6.0%	38.0%	14.0%	1.0%	0.0%	20.0%	25.0%	16.0%	22.0%	11.0%	6.0%
No	763	352	411	20	88	31	191	254	144	35	142	200	112	116	130	63
	40.4%	39.7%	40.9%	26.0%	34.4%	38.3%	37.2%	46.8%	43.0%	41.7%	40.0%	39.3%	37.3%	41.6%	45.0%	39.9%
	100.0%	46.1%	53.9%	2.6%	11.5%	4.1%	25.0%	33.3%	18.9%	4.6%	18.6%	26.2%	14.7%	15.2%	17.0%	8.3%
Total	1,890	886	1,004	77	256	81	514	543	335	84	355	509	300	279	289	158
	100.0%	100.0%	100.0%	100.0%	100.0%	100.0%	100.0%	100.0%	100.0%	100.0%	100.0%	100.0%	100.0%	100.0%	100.0%	100.0%
	100.0%	46.9%	53.1%	4.1%	13.5%	4.3%	27.2%	28.7%	17.7%	4.4%	18.8%	26.9%	15.9%	14.8%	15.3%	8.4%

TABLE 5.3.A: CONT/ …

		GENDER		AGE GROUPS							DISTRICT					
	TOTAL	MALE	FEMALE	12-14	15-24	25-29	30-49	50-64	65-79	80+	SOUTHERN HARBOUR	NORTHERN HARBOUR	SOUTH EASTERN	WESTERN	NORTHERN	GOZO AND COMINO
No Radio available at home																
Not Applicable	1,867	878	989	77	255	81	506	537	330	81	350	505	297	274	283	158
	98.8%	99.1%	98.5%	100.0%	99.6%	100.0%	98.4%	98.9%	98.5%	96.4%	98.6%	99.2%	99.0%	98.2%	97.9%	100.0%
	100.0%	47.0%	53.0%	4.1%	13.7%	4.3%	27.1%	28.8%	17.7%	4.3%	18.7%	27.0%	15.9%	14.7%	15.2%	8.5%
Yes	23	8	15	0	1	0	8	6	5	3	5	4	3	5	6	0
	1.2%	.9%	1.5%	0.0%	.4%	0.0%	1.6%	1.1%	1.5%	3.6%	1.4%	.8%	1.0%	1.8%	2.1%	0.0%
	100.0%	34.8%	65.2%	0.0%	4.3%	0.0%	34.8%	26.1%	21.7%	13.0%	21.7%	17.4%	13.0%	21.7%	26.1%	0.0%
No	0	0	0	0	0	0	0	0	0	0	0	0	0	0	0	0
	0.0%	0.0%	0.0%	0.0%	0.0%	0.0%	0.0%	0.0%	0.0%	0.0%	0.0%	0.0%	0.0%	0.0%	0.0%	0.0%
	0.0%	0.0%	0.0%	0.0%	0.0%	0.0%	0.0%	0.0%	0.0%	0.0%	0.0%	0.0%	0.0%	0.0%	0.0%	0.0%
Total	1,890	886	1,004	77	256	81	514	543	335	84	355	509	300	279	289	158
	100.0%	100.0%	100.0%	100.0%	100.0%	100.0%	100.0%	100.0%	100.0%	100.0%	100.0%	100.0%	100.0%	100.0%	100.0%	100.0%
	100.0%	46.9%	53.1%	4.1%	13.5%	4.3%	27.2%	28.7%	17.7%	4.4%	18.8%	26.9%	15.9%	14.8%	15.3%	8.4%

TABLE 5.3.B: WEIGHTED SAMPLE RADIO SYSTEMS INSTALLED AT HOME: BY GENDER, BY AGE GROUPS, AND BY DISTRICTS [JAN-MAR 2013]

		GENDER		AGE GROUPS							DISTRICT					
	TOTAL	MALE	FEMALE	12-14	15-24	25-29	30-49	50-64	65-79	80+	SOUTHERN HARBOUR	NORTHERN HARBOUR	SOUTH EASTERN	WESTERN	NORTHERN	GOZO AND COMINO
Availability of AM/FM Radio system at home																
Not Applicable	1,059	515	544	69	168	58	321	237	164	42	213	326	163	138	139	82
	54.6%	53.5%	55.8%	70.9%	51.7%	55.1%	54.9%	51.1%	56.6%	57.8%	55.1%	56.2%	57.9%	49.5%	51.1%	57.4%
	100.0%	48.7%	51.3%	6.5%	15.9%	5.5%	30.3%	22.4%	15.4%	3.9%	20.1%	30.7%	15.4%	13.0%	13.1%	7.7%
Yes	737	366	371	22	104	39	213	207	121	31	145	211	98	112	119	52
	38.0%	38.0%	38.0%	22.9%	31.8%	37.3%	36.4%	44.6%	41.9%	42.2%	37.6%	36.5%	35.0%	40.1%	43.6%	36.3%
	100.0%	49.7%	50.3%	3.0%	14.1%	5.3%	28.8%	28.1%	16.4%	4.1%	19.7%	28.7%	13.3%	15.1%	16.1%	7.0%
No	143	83	60	6	54	8	51	20	4	0	28	42	20	29	14	9
	7.4%	8.6%	6.2%	6.2%	16.6%	7.6%	8.7%	4.3%	1.5%	0.0%	7.3%	7.3%	7.2%	10.4%	5.3%	6.3%
	100.0%	57.8%	42.2%	4.2%	37.8%	5.6%	35.6%	13.8%	3.0%	0.0%	19.7%	29.6%	14.1%	20.2%	10.1%	6.3%
Total	1,940	964	975	98	326	105	585	465	289	72	386	579	281	278	272	143
	100.0%	100.0%	100.0%	100.0%	100.0%	100.0%	100.0%	100.0%	100.0%	100.0%	100.0%	100.0%	100.0%	100.0%	100.0%	100.0%
	100.0%	49.7%	50.3%	5.0%	16.8%	5.4%	30.1%	24.0%	14.9%	3.7%	19.9%	29.9%	14.5%	14.3%	14.0%	7.3%
Availability of DAB+ system at home																
Not Applicable	1,059	515	544	69	168	58	321	237	164	42	213	326	163	138	139	82
	54.6%	53.5%	55.8%	70.9%	51.7%	55.1%	54.9%	51.1%	56.6%	57.8%	55.1%	56.2%	57.9%	49.5%	51.1%	57.4%
	100.0%	48.7%	51.3%	6.5%	15.9%	5.5%	30.3%	22.4%	15.4%	3.9%	20.1%	30.7%	15.4%	13.0%	13.1%	7.7%
Yes	30	15	15	1	8	1	9	8	3	0	3	10	4	6	4	3
	1.6%	1.6%	1.6%	.9%	2.5%	1.2%	1.5%	1.7%	1.2%	0.0%	.8%	1.8%	1.6%	2.1%	1.3%	2.1%
	100.0%	49.7%	50.3%	3.0%	26.9%	4.3%	28.8%	25.6%	11.5%	0.0%	9.6%	34.1%	14.5%	19.8%	12.0%	10.0%
No	850	434	416	28	150	46	255	219	122	31	171	243	114	134	129	58
	43.8%	45.0%	42.7%	28.2%	45.8%	43.7%	43.6%	47.2%	42.2%	42.2%	44.2%	42.0%	40.6%	48.3%	47.6%	40.5%
	100.0%	51.0%	49.0%	3.2%	17.6%	5.4%	30.0%	25.8%	14.4%	3.6%	20.1%	28.6%	13.4%	15.8%	15.2%	6.8%
Total	1,940	964	975	98	326	105	585	465	289	72	386	579	281	278	272	143
	100.0%	100.0%	100.0%	100.0%	100.0%	100.0%	100.0%	100.0%	100.0%	100.0%	100.0%	100.0%	100.0%	100.0%	100.0%	100.0%
	100.0%	49.7%	50.3%	5.0%	16.8%	5.4%	30.1%	24.0%	14.9%	3.7%	19.9%	29.9%	14.5%	14.3%	14.0%	7.3%
Availability of Other Radio system/s at home																
Not Applicable	1,059	515	544	69	168	58	321	237	164	42	213	326	163	138	139	82
	54.6%	53.5%	55.8%	70.9%	51.7%	55.1%	54.9%	51.1%	56.6%	57.8%	55.1%	56.2%	57.9%	49.5%	51.1%	57.4%
	100.0%	48.7%	51.3%	6.5%	15.9%	5.5%	30.3%	22.4%	15.4%	3.9%	20.1%	30.7%	15.4%	13.0%	13.1%	7.7%
Yes	117	69	48	5	48	7	44	12	1	0	25	34	16	25	11	6
	6.0%	7.2%	4.9%	5.3%	14.6%	6.4%	7.6%	2.6%	.3%	0.0%	6.6%	5.8%	5.6%	9.0%	4.0%	4.2%
	100.0%	59.1%	40.9%	4.4%	40.7%	5.7%	38.1%	10.3%	.8%	0.0%	21.7%	28.8%	13.6%	21.5%	9.3%	5.1%
No	763	380	384	23	110	41	219	215	125	31	148	220	103	115	122	55
	39.4%	39.4%	39.3%	23.9%	33.8%	38.5%	37.5%	46.3%	43.1%	42.2%	38.4%	38.0%	36.5%	41.5%	44.9%	38.4%
	100.0%	49.8%	50.2%	3.0%	14.4%	5.3%	28.7%	28.2%	16.3%	4.0%	19.4%	28.8%	13.5%	15.1%	16.0%	7.2%
Total	1,940	964	975	98	326	105	585	465	289	72	386	579	281	278	272	143
	100.0%	100.0%	100.0%	100.0%	100.0%	100.0%	100.0%	100.0%	100.0%	100.0%	100.0%	100.0%	100.0%	100.0%	100.0%	100.0%
	100.0%	49.7%	50.3%	5.0%	16.8%	5.4%	30.1%	24.0%	14.9%	3.7%	19.9%	29.9%	14.5%	14.3%	14.0%	7.3%

TABLE 5.3.B: CONT/ …

		GENDER		AGE GROUPS							DISTRICT					
	TOTAL	MALE	FEMALE	12-14	15-24	25-29	30-49	50-64	65-79	80+	SOUTHERN HARBOUR	NORTHERN HARBOUR	SOUTH EASTERN	WESTERN	NORTHERN	GOZO AND COMINO
No Radio available at home																
Not Applicable	1,918	955	962	98	325	105	576	460	285	70	381	575	279	273	267	143
	98.9%	99.1%	98.7%	100.0%	99.6%	100.0%	98.5%	98.9%	98.6%	96.5%	98.8%	99.3%	99.0%	98.1%	98.1%	100.0%
	100.0%	49.8%	50.2%	5.1%	16.9%	5.5%	30.0%	24.0%	14.9%	3.6%	19.9%	30.0%	14.5%	14.2%	13.9%	7.4%
Yes	22	9	13	0	1	0	9	5	4	3	5	4	3	5	5	0
	1.1%	.9%	1.3%	0.0%	.4%	0.0%	1.5%	1.1%	1.4%	3.5%	1.2%	.7%	1.0%	1.9%	1.9%	0.0%
	100.0%	40.1%	59.9%	0.0%	5.5%	0.0%	40.9%	23.1%	18.9%	11.6%	21.4%	18.4%	12.3%	24.0%	23.9%	0.0%
No	0	0	0	0	0	0	0	0	0	0	0	0	0	0	0	0
	0.0%	0.0%	0.0%	0.0%	0.0%	0.0%	0.0%	0.0%	0.0%	0.0%	0.0%	0.0%	0.0%	0.0%	0.0%	0.0%
	0.0%	0.0%	0.0%	0.0%	0.0%	0.0%	0.0%	0.0%	0.0%	0.0%	0.0%	0.0%	0.0%	0.0%	0.0%	0.0%
Total	1,940	964	975	98	326	105	585	465	289	72	386	579	281	278	272	143
	100.0%	100.0%	100.0%	100.0%	100.0%	100.0%	100.0%	100.0%	100.0%	100.0%	100.0%	100.0%	100.0%	100.0%	100.0%	100.0%
	100.0%	49.7%	50.3%	5.0%	16.8%	5.4%	30.1%	24.0%	14.9%	3.7%	19.9%	29.9%	14.5%	14.3%	14.0%	7.3%

TABLE 5.3.C: POPULATION RADIO SYSTEMS INSTALLED AT HOME: BY GENDER, BY AGE GROUPS, AND BY DISTRICTS [JAN-MAR 2013]

		GENDER		AGE GROUPS							DISTRICT					
	TOTAL	MALE	FEMALE	12-14	15-24	25-29	30-49	50-64	65-79	80+	SOUTHERN HARBOUR	NORTHERN HARBOUR	SOUTH EASTERN	WESTERN	NORTHERN	GOZO AND COMINO
Availability of AM/FM Radio system at home																
Not Applicable	214,421	104,320	110,101	13,986	34,101	11,750	64,968	48,042	33,109	8,465	43,024	65,900	32,939	27,867	28,140	16,551
	54.6%	53.5%	55.8%	70.9%	51.7%	55.1%	54.9%	51.1%	56.6%	57.8%	55.1%	56.2%	57.9%	49.5%	51.1%	57.4%
	100.0%	48.7%	51.3%	6.5%	15.9%	5.5%	30.3%	22.4%	15.4%	3.9%	20.1%	30.7%	15.4%	13.0%	13.1%	7.7%
Yes	149,148	74,093	75,055	4,525	20,967	7,956	43,023	41,978	24,512	6,187	29,404	42,793	19,900	22,576	23,996	10,479
	38.0%	38.0%	38.0%	22.9%	31.8%	37.3%	36.4%	44.6%	41.9%	42.2%	37.6%	36.5%	35.0%	40.1%	43.6%	36.3%
	100.0%	49.7%	50.3%	3.0%	14.1%	5.3%	28.8%	28.1%	16.4%	4.1%	19.7%	28.7%	13.3%	15.1%	16.1%	7.0%
No	28,969	16,735	12,234	1,224	10,937	1,620	10,304	4,002	882	0	5,716	8,562	4,090	5,848	2,933	1,820
	7.4%	8.6%	6.2%	6.2%	16.6%	7.6%	8.7%	4.3%	1.5%	0.0%	7.3%	7.3%	7.2%	10.4%	5.3%	6.3%
	100.0%	57.8%	42.2%	4.2%	37.8%	5.6%	35.6%	13.8%	3.0%	0.0%	19.7%	29.6%	14.1%	20.2%	10.1%	6.3%
Total	392,538	195,148	197,390	19,735	66,005	21,326	118,295	94,022	58,503	14,652	78,144	117,255	56,929	56,291	55,069	28,850
	100.0%	100.0%	100.0%	100.0%	100.0%	100.0%	100.0%	100.0%	100.0%	100.0%	100.0%	100.0%	100.0%	100.0%	100.0%	100.0%
	100.0%	49.7%	50.3%	5.0%	16.8%	5.4%	30.1%	24.0%	14.9%	3.7%	19.9%	29.9%	14.5%	14.3%	14.0%	7.3%
Availability of DAB+ system at home																
Not Applicable	214,421	104,320	110,101	13,986	34,101	11,750	64,968	48,042	33,109	8,465	43,024	65,900	32,939	27,867	28,140	16,551
	54.6%	53.5%	55.8%	70.9%	51.7%	55.1%	54.9%	51.1%	56.6%	57.8%	55.1%	56.2%	57.9%	49.5%	51.1%	57.4%
	100.0%	48.7%	51.3%	6.5%	15.9%	5.5%	30.3%	22.4%	15.4%	3.9%	20.1%	30.7%	15.4%	13.0%	13.1%	7.7%
Yes	6,107	3,035	3,072	182	1,641	261	1,758	1,565	700	0	587	2,085	883	1,209	735	608
	1.6%	1.6%	1.6%	.9%	2.5%	1.2%	1.5%	1.7%	1.2%	0.0%	.8%	1.8%	1.6%	2.1%	1.3%	2.1%
	100.0%	49.7%	50.3%	3.0%	26.9%	4.3%	28.8%	25.6%	11.5%	0.0%	9.6%	34.1%	14.5%	19.8%	12.0%	10.0%
No	172,010	87,793	84,217	5,567	30,263	9,315	51,569	44,415	24,694	6,187	34,533	49,270	23,107	27,215	26,194	11,691
	43.8%	45.0%	42.7%	28.2%	45.8%	43.7%	43.6%	47.2%	42.2%	42.2%	44.2%	42.0%	40.6%	48.3%	47.6%	40.5%
	100.0%	51.0%	49.0%	3.2%	17.6%	5.4%	30.0%	25.8%	14.4%	3.6%	20.1%	28.6%	13.4%	15.8%	15.2%	6.8%
Total	392,538	195,148	197,390	19,735	66,005	21,326	118,295	94,022	58,503	14,652	78,144	117,255	56,929	56,291	55,069	28,850
	100.0%	100.0%	100.0%	100.0%	100.0%	100.0%	100.0%	100.0%	100.0%	100.0%	100.0%	100.0%	100.0%	100.0%	100.0%	100.0%
	100.0%	49.7%	50.3%	5.0%	16.8%	5.4%	30.1%	24.0%	14.9%	3.7%	19.9%	29.9%	14.5%	14.3%	14.0%	7.3%
Availability of Other Radio system/s at home																
Not Applicable	214,421	104,320	110,101	13,986	34,101	11,750	64,968	48,042	33,109	8,465	43,024	65,900	32,939	27,867	28,140	16,551
	54.6%	53.5%	55.8%	70.9%	51.7%	55.1%	54.9%	51.1%	56.6%	57.8%	55.1%	56.2%	57.9%	49.5%	51.1%	57.4%
	100.0%	48.7%	51.3%	6.5%	15.9%	5.5%	30.3%	22.4%	15.4%	3.9%	20.1%	30.7%	15.4%	13.0%	13.1%	7.7%
Yes	23,639	13,972	9,667	1,042	9,621	1,359	8,998	2,437	182	0	5,129	6,802	3,207	5,091	2,198	1,212
	6.0%	7.2%	4.9%	5.3%	14.6%	6.4%	7.6%	2.6%	.3%	0.0%	6.6%	5.8%	5.6%	9.0%	4.0%	4.2%
	100.0%	59.1%	40.9%	4.4%	40.7%	5.7%	38.1%	10.3%	.8%	0.0%	21.7%	28.8%	13.6%	21.5%	9.3%	5.1%
No	154,478	76,856	77,622	4,707	22,283	8,217	44,329	43,543	25,212	6,187	29,991	44,553	20,783	23,333	24,731	11,087
	39.4%	39.4%	39.3%	23.9%	33.8%	38.5%	37.5%	46.3%	43.1%	42.2%	38.4%	38.0%	36.5%	41.5%	44.9%	38.4%
	100.0%	49.8%	50.2%	3.0%	14.4%	5.3%	28.7%	28.2%	16.3%	4.0%	19.4%	28.8%	13.5%	15.1%	16.0%	7.2%
Total	392,538	195,148	197,390	19,735	66,005	21,326	118,295	94,022	58,503	14,652	78,144	117,255	56,929	56,291	55,069	28,850
	100.0%	100.0%	100.0%	100.0%	100.0%	100.0%	100.0%	100.0%	100.0%	100.0%	100.0%	100.0%	100.0%	100.0%	100.0%	100.0%
	100.0%	49.7%	50.3%	5.0%	16.8%	5.4%	30.1%	24.0%	14.9%	3.7%	19.9%	29.9%	14.5%	14.3%	14.0%	7.3%

TABLE 5.3.C: CONT/ …

		GENDER		AGE GROUPS							DISTRICT					
	TOTAL	MALE	FEMALE	12-14	15-24	25-29	30-49	50-64	65-79	80+	SOUTHERN HARBOUR	NORTHERN HARBOUR	SOUTH EASTERN	WESTERN	NORTHERN	GOZO AND COMINO
No Radio available at home																
Not Applicable	388,098	193,366	194,732	19,735	65,760	21,326	116,478	92,998	57,664	14,137	77,194	116,438	56,382	55,225	54,009	28,850
	98.9%	99.1%	98.7%	100.0%	99.6%	100.0%	98.5%	98.9%	98.6%	96.5%	98.8%	99.3%	99.0%	98.1%	98.1%	100.0%
	100.0%	49.8%	50.2%	5.1%	16.9%	5.5%	30.0%	24.0%	14.9%	3.6%	19.9%	30.0%	14.5%	14.2%	13.9%	7.4%
Yes	4,440	1,782	2,658	0	245	0	1,817	1,024	839	515	950	817	547	1,066	1,060	0
	1.1%	.9%	1.3%	0.0%	.4%	0.0%	1.5%	1.1%	1.4%	3.5%	1.2%	.7%	1.0%	1.9%	1.9%	0.0%
	100.0%	40.1%	59.9%	0.0%	5.5%	0.0%	40.9%	23.1%	18.9%	11.6%	21.4%	18.4%	12.3%	24.0%	23.9%	0.0%
No	0	0	0	0	0	0	0	0	0	0	0	0	0	0	0	0
	0.0%	0.0%	0.0%	0.0%	0.0%	0.0%	0.0%	0.0%	0.0%	0.0%	0.0%	0.0%	0.0%	0.0%	0.0%	0.0%
	0.0%	0.0%	0.0%	0.0%	0.0%	0.0%	0.0%	0.0%	0.0%	0.0%	0.0%	0.0%	0.0%	0.0%	0.0%	0.0%
Total	392,538	195,148	197,390	19,735	66,005	21,326	118,295	94,022	58,503	14,652	78,144	117,255	56,929	56,291	55,069	28,850
	100.0%	100.0%	100.0%	100.0%	100.0%	100.0%	100.0%	100.0%	100.0%	100.0%	100.0%	100.0%	100.0%	100.0%	100.0%	100.0%
	100.0%	49.7%	50.3%	5.0%	16.8%	5.4%	30.1%	24.0%	14.9%	3.7%	19.9%	29.9%	14.5%	14.3%	14.0%	7.3%

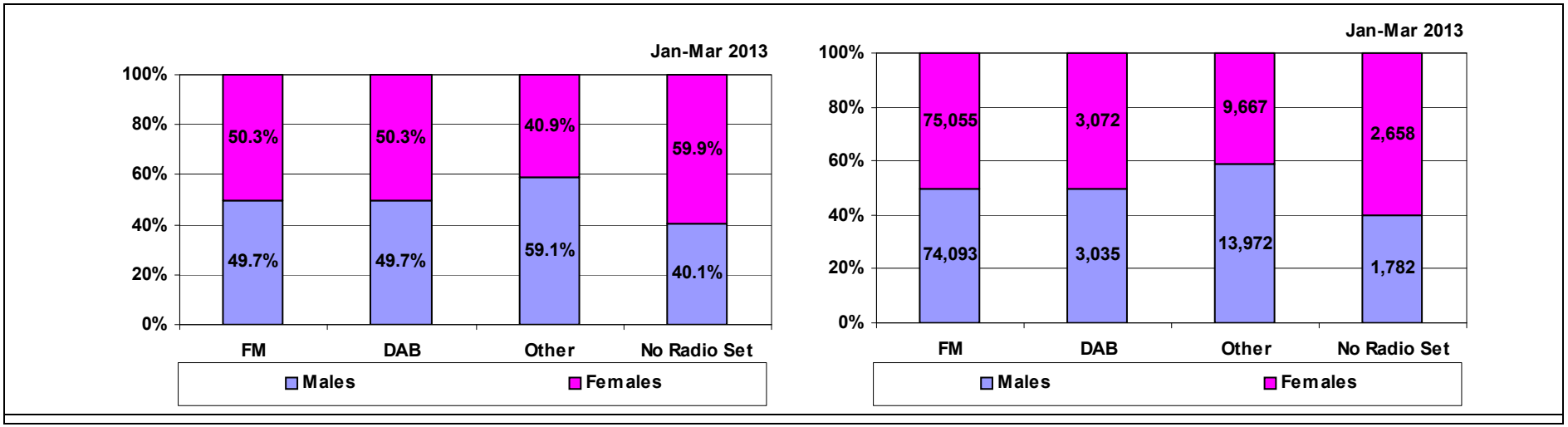

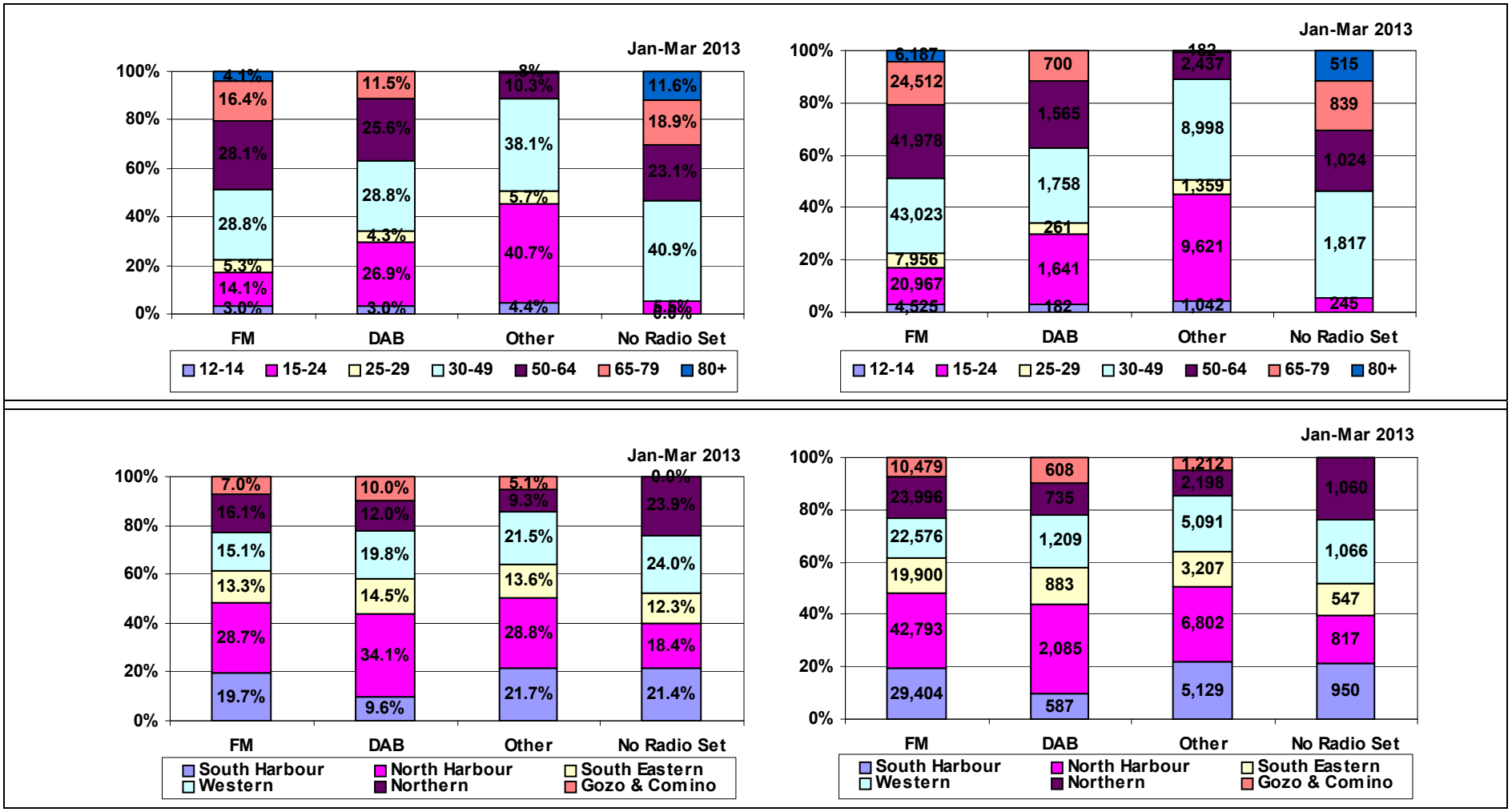

FIGURE 5.3.B-C: WEIGHTED & POPULATION RADIO RECEPTION PLATFORM: BY GENDER, BY AGE GROUPS AND BY DISTRICTS [JAN-MAR 2013]

TABLE 5.4: RADIO RECEPTION SYSTEMS BY QUARTER

A1: FM RADIO SYSTEM

	A1			A2		
POPULATION	**OCT-DEC 2012**			**JAN-MAR 2013**		
	BASE	**%**	**COUNT**	**BASE**	**%**	**COUNT**
ALL FM Radio	166,658	87.36%	145,599	392,538	38.00%	149,148
Only FM Radio	166,658	54.51%	90,850	392,538	37.80%	148,371
Digital Radio & FM Radio	166,658	0.08%	141	392,538	0.13%	505
Other Radio & FM Radio	166,658	0.36%	597	392,538	0.07%	272
		54.96%	91,588		38.00%	149,148
More than 2 systems including FM Radio	166,658	32.41%	54,011	392,538	0.00%	0
SAMPLE	**OCT-DEC 2012**			**JAN-MAR 2013**		
	BASE	**%**	**COUNT**	**BASE**	**%**	**COUNT**
ALL FM Radio	860	88.49%	761	1890	38.99%	737
Only FM Radio	860	55.70%	479	1890	38.84%	734
Digital Radio & FM Radio	860	0.12%	1	1890	0.11%	2
Other Radio & FM Radio	860	0.35%	3	1890	0.05%	1
		56.16%	483		38.99%	737
More than 2 systems including FM Radio	860	32.33%	278	1890	0.00%	0
WEIGHTED SAMPLE	**OCT-DEC 2012**			**JAN-MAR 2013**		
	BASE	**%**	**COUNT**	**BASE**	**%**	**COUNT**
ALL FM Radio	*823*	87.36%	719	*1940*	38.00%	737
Only FM Radio	*823*	54.51%	449	*1940*	37.80%	733
Digital Radio & FM Radio	*823*	0.08%	1	*1940*	0.13%	2
Other Radio & FM Radio	*823*	0.36%	3	*1940*	0.07%	1
		54.96%	453		38.00%	737
More than 2 systems including FM Radio	*823*	32.41%	267		0.00%	0

Totals may not tally due to weighting and rounding off

B1: DAB+

POPULATION	B1			B2		
	OCT-DEC 2012			JAN-MAR 2013		
	BASE	%	COUNT	BASE	%	COUNT
ALL Digital Radio	166,658	1.82%	3,032	392,538	1.56%	6,107
Only Digital Radio	166,658	1.61%	2,681	392,538	1.43%	5,602
FM Radio & Digital Radio	166,658	0.08%	141	392,538	0.13%	505
Other Radio & Digital Radio	166,658	0.00%	0	392,538	0.00%	0
		1.69%	2,822		1.56%	6,107
More than 2 systems including Digital Radio	166,658	0.13%	210	392,538	0.00%	0

SAMPLE	OCT-DEC 2012			JAN-MAR 2013		
	BASE	%	COUNT	BASE	%	COUNT
ALL Digital Radio	860	1.63%	14	1890	1.53%	29
Only Digital Radio	860	1.40%	12	1890	1.43%	27
FM Radio & Digital Radio	860	0.12%	1	1890	0.11%	2
Other Radio & Digital Radio	860	0.00%	0	1890	0.00%	0
		1.51%	13		1.53%	29
More than 2 systems including Aerial (Free-to-air)	860	0.12%	1	1890	0.00%	0

WEIGHTED SAMPLE	OCT-DEC 2012			JAN-MAR 2013		
	BASE	%	COUNT	BASE	%	COUNT
ALL Digital Radio	*823*	1.82%	15	*1940*	1.56%	30
Only Digital Radio	*823*	1.61%	13	*1940*	1.43%	28
FM Radio & Digital Radio	*823*	0.08%	1	*1940*	0.13%	2
Other Radio & Digital Radio	*823*	0.00%	0		0.00%	0
		1.69%	14		1.56%	30
More than 2 systems including Digital Radio	*823*	0.13%	1	*1940*	0.00%	0

Totals may not tally due to weighting and rounding off

C1: Other Radio System/s

	C1			C2		
Population	**Oct-Dec 2012**			**Jan-Mar 2013**		
	Base	**%**	**Count**	**Base**	**%**	**Count**
ALL Other Radio	166,658	9.66%	16,103	392,538	6.02%	23,639
Only Other Radio	166,658	7.25%	12,086	392,538	5.95%	23,367
FM Radio & Other Radio	166,658	0.36%	597	392,538	0.07%	272
Digital Radio & Other Radio	166,658	0.00%	0	392,538	0.00%	0
		7.61%	12,683		6.02%	23,639
More than 2 systems including Other Radio	166,658	2.05%	3,420	392,538	0.00%	0
Sample	**Oct-Dec 2012**			**Jan-Mar 2013**		
	Base	**%**	**Count**	**Base**	**%**	**Count**
ALL Other Radio	860	8.72%	75	1890	5.29%	100
Only Other Radio	860	6.63%	57	1890	5.24%	99
FM Radio & Other Radio	860	0.35%	3	1890	0.05%	1
Digital Radio & Other Radio	860	0.00%	0	1890	0.00%	0
		6.98%	60		5.29%	100
More than 2 systems including Other Radio	860	1.74%	15	1890	0.00%	0
Weighted Sample	**Oct-Dec 2012**			**Jan-Mar 2013**		
	Base	**%**	**Count**	**Base**	**%**	**Count**
ALL Other Radio	*823*	9.66%	80	1940	6.02%	117
Only Other Radio	*823*	7.25%	60	1940	5.95%	115
FM Radio & Other Radio	*823*	0.36%	3	1940	0.07%	1
Digital Radio & Other Radio	*823*	0.00%	0	1940	0.00%	0
		7.61%	63		6.02%	117
More than 2 systems including Other Radio	*823*	2.05%	17	1940	0.00%	0

Totals may not tally due to weighting and rounding off

D1: NO RADIO-SET	D1			D2		
	OCT-DEC 2012			JAN-MAR 2013		
	BASE	%	COUNT	BASE	%	COUNT
POPULATION.....	166,658	2.02%	3,373	392,538	1.13%	4,440
SAMPLE	860	2.09%	18	1890	1.22%	23
WEIGHTED SAMPLE	*823*	2.02%	17	1940	1.13%	22

Totals may not tally due to weighting and rounding off

6. DEMOGRAPHIC LOCATIONS

[Source: http://www.census2005.gov.mt/presentations/supervisors%20briefing.pps – Supervisors' Briefing]

Localities are classified into districts according to the Malta Geographical Codes (MGC) as follows:

- **Southern Harbour** - Żabbar, Xgħajra, Valletta, Tarxien, Santa Lucija, Paola, Marsa, Luqa, Kalkara, Senglea, Floriana, Fgura, Cospicua, Vittoriosa.
- **Northern Harbour** - Ta' Xbiex, Swieqi, Sliema, Santa Venera, San Gwann, St. Julians, Qormi, Pieta', Pembroke, Msida, Ħamrun, Gżira, Birkirkara.
- **South Eastern** - Żurrieq, Żejtun, Safi, Qrendi, Mqabba, Marsaxlokk, Marsaskala, Kirkop, Gudja, Għaxaq, Birżebbuġia.
- **Western** - Żebbuġ (Malta), Siġġiewi, Rabat (Malta), Mtarfa, Mdina, Lija, Iklin, Dingli, Balzan, Attard.
- **Northern** - St. Paul's Bay, Naxxar, Mosta, Mġarr, Mellieħa, Għargħur.
- **Gozo and Comino** - Rabat (Gozo), Fontana, Għajnsielem and Comino, Għarb, Għasri, Kerċem, Munxar, Nadur, Qala, San Lawrenz, Sannat, Xagħra, Xewkija, Żebbuġ (Gozo).

7. COMMUNITY RADIO STATION LICENSED - 2012

Lic. No	Station	Duration	Valid From	Freq MHz	Power Watts	2012									2013		
						Apr	May	Jun	Jul	Aug	Sep	Oct	Nov	Dec	Jan	Feb	Mar
421	Christian Light Radio [Naxxar]	2 years	17-Jun-10	105.4	4.6	X	X										
488	Bastjanizi FM [Qormi]	2 years	23-Nov-11	95	8.8	X	X	X	X	X	X	X	X	X	X	X	X
492	Radio City (Valletta)	2 years	2-Dec-11	107.6	11.6	X	X	X	X	X	X	X	X	X	X	X	X
496	La Salle FM [Vittoriosa]	2 years	1-Dec-11	99.4	6.5	X	X	X	X	X	X	X	X	X	X	X	X
497	Radju Xeb-er-ras [Valletta]	2 years	25-Jul-11	90.8	6.5	X	X	X	X	X	X	X	X	X	X	X	X
509	BKR Radio 94.5FM [B'Kara]	2 years	1-Aug-11	94.5	7.4	X	X	X	X	X	X	X	X	X	X	X	X
513	Power FM [Paola]	2 years	1-Jan-11	90.4	5	X	X	X	X	X	X	X	X	X			
515	Radju Lehen il-Guzeppini [Ghaxaq]	2 years	9-Feb-11	89.1	9.8	X	X	X	X	X	X	X	X	X	X	X	
519	Radju Santa Katarina [Zurrieq]	2 years	29-Jun-11	90.6	9.9	X	X	X	X	X	X	X	X	X	X	X	X
531	Radju Vilhena 106FM [Floriana]	2 years	14-Jan-12	106	5.6	X	X	X	X	X	X	X	X	X	X	X	X
533	Radju Hompesch [Zabbar]	3 years	20-Mar-12	90	7.4	X	X	X	X	X	X	X	X	X	X	X	X
535	Trinitarji FM [Marsa]	3 years	1-Apr-12	89.3	8.8	X	X	X	X	X	X	X	X	X	X	X	X
536	South End FM [Birzebbuga]	3 years	15-Mar-12	91	10.4	X	X	X	X	X	X	X	X	X	X	X	X
517/539	Pure Gold Christian Radio [Qormi]	3 years	1-May-12	97.8	9.6	X	X	X	X	X	X	X	X	X	X	X	X
417/541	Lehen il-Belt Victoria [Victoria, Gozo]	3 years	25-Jun-12	104	4.3	X	X	X	X	X	X	X	X	X	X	X	X
510/545	Radio Galaxy [Hamrun]	3 years	14-Jun-12	105	9.1	X	X	X	X	X	X	X	X	X	X	X	X
554	Radio Sacro Cuor [Sliema]	3 years	20-Jun-12	94	8.5			X	X	X	X	X	X	X	X	X	X
435/558	Kottoner 98 FM [Cospicua]	3 years	29-Jul-12	98	9.9	X	X	X	X	X	X	X	X	X	X	X	X
441/564	Deejays Radio 95.6FM [San Gwann]	3 years	23-Nov-12	96.5	5.5	X	X	X	X	X	X	X	X	X	X	X	X
448/566	Radju Bambina [Xaghra, Gozo]	3 years	13-Dec-12	98.3	7.6	X	X	X	X	X	X	X	X	X	X	X	X
503/567	Radju Sacro Cuor [Fontana, Gozo]	3 years	15-Nov-12	105.2	7.7	X	X	X	X	X	X	X	X	X	X	X	X
506/572	Radju Katidral [Victoria, Gozo]	3 years	1-Dec-12	90.9	2.8	X	X	X	X	X	X	X	X	X	X	X	X
518/573	Radju Vizitazzjoni [Gharb, Gozo]	3 years	12-Dec-12	92.4	2.8	X	X	X	X	X	X	X	X	X	X	X	X
574	Radju Luminarja [Nadur, Gozo]	3 years	14-Dec-12	106.9	4.2	X	X	X	X	X	X	X	X	X	X	X	X
514/579	Big FM [B"Kara]	3 years	1-Jan-13	107.1	8.9	X	X	X	X	X	X	X	X	X	X	X	X
498/580	Radju Lehen il-Qala [Qala]	3 years	17-Feb-13	106.3	11.1	X	X	X	X	X	X	X	X	X	X	X	X
507/581	Radju Prekursur [Xewkija, Gozo]	3 years	19-Feb-13	99.3	4.6	X	X	X	X	X	X	X	X	X	X	X	X
508/582	Radju Sokkors [Kercem, Gozo]	3 years	1-Mar-13	95.1	2.8	X	X	X	X	X	X	X	X	X	X	X	X
516/584	Lehen il-Belt Gorgjana [Qormi]	3 years	1-Mar-13	105.6	6.7	X	X	X	X	X	X	X	X	X	X	X	X
512/585	Energy FM [Fgura]	3 years	24-Mar-13	96.4	6	X	X	X	X	X	X	X	X	X	X	X	X
563	Y4J Radio [Naxxar	3 years	6-Oct-12	105.4	4.6							X	X	X	X	X	X
555	Radju Elenjani 95.8FM [B'Kara]	1 month	20-Jul-12	95.8	10.6				X								
569	Radju Elenjani 95.8FM [B'Kara]	3 years	3-Nov-12	95.8	10.6								X	X	X	X	X
537	Radju Kazin Banda San Filep [Zebbug, Malta]	1 month	11-May-12	106.3	7.6		X										
538	Radju Margerita [Sannat, Gozo]	27 days	28-Jun-12	96.1	3.5			X									
542	Radio 12th May [Zebbug, Malta]	1 month	11-May-12	96.5	7.9		X										
544	Radju Banda Fgura [Fgura]	27 days	11-Jun-12	93.1	5.9			X									
546	Radju Sant'Andrija [Luqa]	19 days	13-Jun-12	88.4	9.4			X									
557	MMG FM [Zabbar]	1 month	10-Aug-12	97.5	6.6					X							
560	Radju Maria Bambina 90.2FM [Mellieha]	1 month	16-Aug-12	90.2	9.1					X							
561	Radio Leonardo [Kirkop]	10 days	12-Aug-12	105.2	4.9					X							
568	Radju Sant'Andrija [Luqa]	15 days	16-Nov-12	88.4	9.4								X				
540	2012 Special Assembly Day of Jehovah's Witnesses [St. Paul's Bay]	1 day	22-Apr-12	108	0.5		X										
562	2012 Convention of Jehovah's Witnesses [St. Paul's Bay]	3 days	7-Sep-12	108	0.5						X						
577	2013 Circuit Assembly of Jehovah's Wirnesses [Dolmen Resort Hotel]	2 days	5-Jan-13	108	0.5										X		
543	Radju Lauretana [Ghajnsielem, Gozo]	16 days	19-May-12	89.3	4.3		X										
556	Radju Lauretana [Ghajnsielem, Gozo]	28 days	1-Aug-12	89.3	4.3					X							
575	Radju Lauretana [Ghajnsielem, Gozo]	25 days	8-Dec-12	89.3	4.3									X			
583	Radju Lauretana [Ghajnsielem, Gozo]	18 days	16-Mar-13	89.3	4.3												X
547	Tal-Gilju FM [Mqabba]	12 days	7-Jun-12	95.4	3.2			X									
571	Tal-Gilju FM [Mqabba]	29 days	30-Nov-12	95.4	3.2							X					
549	Lehen il-Karmelitani [Zurrieq]	1 month	1-Jul-12	101.4	8.5			X									
570	Lehen il-Karmelitani [Zurrieq]	1 month	1-Dec-12	101.4	8.5									X			
553	Radju Marija Assunta [Ghaxaq]	1 month	16-Jul-12	98.9	9.1				X								
578	Radju Marija Assunta [Ghaxaq]	21 days	17-Dec-12	98.9	9.1									X			
559	Radju 15 t'Awwissu [Qrendi]	17 days	30-Jul-12	98.3	3.5				X								
565	Radju 15 t'Awwissu [Qrendi]	10 days	23-Oct-12	98.3	3.5							X					
576	Radju 15 t'Awwissu [Qrendi]	1 month	3-Dec-12	98.3	3.5									X			

8. NATIONWIDE BROADCASTING STATIONS

Radju Malta

Radju Parlament 106.6

Magic Radio

ONE Radio

Radio 101

Bay Radio

Calypso Radio

RTK

Smash Radio

Radju Marija

Campus FM

Vibe FM

XFM

RADIO STATIONS "ONLY ON DIGIB+" NETWORK

Bay Easy

Bay Retro

All Rock

All R & B

Kiss [as from September 2012]